


Ergebnisdokumentation Europawahl 26.05.2019

Stand: Donnerstag, 13.06.2019 15:13:49 Uhr

Herausgeber:



Stadt Krefeld
Der Oberbürgermeister
Fachbereich Bürgerservice
Abteilung Statistik und Wahlen

Inhaltsverzeichnis

| | |
|--|------------|
| Gesamtergebnisse | 1 |
| Gesamtergebnis..... | 1 |
| Stadtbezirke | 4 |
| 1 Krefeld-West..... | 4 |
| 2 Krefeld-Nord..... | 7 |
| 3 Krefeld-Hüls..... | 10 |
| 4 Krefeld-Mitte..... | 13 |
| 5 Krefeld-Süd..... | 16 |
| 6 Krefeld-Fischeln..... | 19 |
| 7 Krefeld-Oppum-Linn..... | 22 |
| 8 Krefeld-Ost..... | 25 |
| 9 Krefeld-Uerdingen..... | 28 |
| Ratswahlbezirke | 31 |
| 11 Benrad/Forstwald..... | 31 |
| 12 Stahldorf..... | 34 |
| 13 Lindental/Gatherhof..... | 37 |
| 14 Fischeln-Süd..... | 40 |
| 15 Westbahnhof/Schicksbaum..... | 43 |
| 16 Lehmheide..... | 46 |
| 17 Inrath/Kempener Feld..... | 49 |
| 18 Dießem..... | 52 |
| 19 Fischeln-Mitte..... | 55 |
| 20 Stephanplatz..... | 58 |
| 21 Neumarkt..... | 61 |
| 22 Hardenbergplatz..... | 64 |
| 23 Stadtgarten..... | 67 |
| 24 Bismarckplatz..... | 70 |
| 25 Friedrichsplatz..... | 73 |
| 26 Bockum-West..... | 76 |
| 27 Moritzplatz-Kliedbruch..... | 79 |
| 28 Bockum-Kirche..... | 82 |
| 29 Traar/Verberg..... | 85 |
| 30 Oppum/Glockenspitz..... | 88 |
| 31 Gartenstadt/Elfrath..... | 91 |
| 32 Oppum..... | 94 |
| 34 Linn..... | 97 |
| 35 Uerdingen..... | 100 |
| 36 Königshof/Niederbruch..... | 103 |
| 37 Uerdingen/Gellep..... | 106 |
| 38 Bockum..... | 109 |
| 39 Hüls-Süd..... | 112 |
| 41 Hüls-Nord..... | 115 |
| Wahlbezirke | 118 |
| 11.1 Gemeindehaus Johanneskirche..... | 118 |
| 11.2 Forstwaldschule..... | 121 |
| 11.3 Billard-Freunde Königshof e.V..... | 124 |
| 11.4 Lindenschule..... | 127 |
| 11.5 Forstwaldschule..... | 130 |
| 11.6 Kaufmannsschule..... | 133 |
| 11.9 Briefwahlbezirk 11..... | 136 |
| 12.1 Gem.-Grundschule am Stadtpark..... | 139 |
| 12.2 Gem.-Grundschule am Stadtpark..... | 142 |
| 12.3 Städt. Kita Remscheider Straße..... | 145 |
| 12.4 Gem.-Grundschule am Stadtpark..... | 148 |

Inhaltsverzeichnis

| | |
|--|-----|
| 12.9 Briefwahlbezirk 12..... | 151 |
| 13.2 Altenheim Ruhebezirk Gatherhof..... | 154 |
| 13.3 Lindenschule..... | 157 |
| 13.4 Städt. Werke Krefeld..... | 160 |
| 13.6 Kurt-Tucholsky-Gesamtschule..... | 163 |
| 13.7 Kath. Kita St. Thomas Morus..... | 166 |
| 13.8 Städt. Werke Krefeld..... | 169 |
| 13.9 Briefwahlbezirk 13..... | 172 |
| 14.1 Saassenhof..... | 175 |
| 14.4 Südschule..... | 178 |
| 14.5 Südschule..... | 181 |
| 14.7 Südschule..... | 184 |
| 14.9 Briefwahlbezirk 14..... | 187 |
| 15.1 Gem.-Grundschule Krähenfeld..... | 190 |
| 15.2 Berufskolleg Vera Beckers..... | 193 |
| 15.4 Pfarrheim St. Thomas Morus..... | 196 |
| 15.5 Kaufmannsschule..... | 199 |
| 15.6 Gem.-Grundschule Krähenfeld..... | 202 |
| 15.7 Städt. Kita Am Kempschen Weg..... | 205 |
| 15.8 Gem.-Grundschule Krähenfeld..... | 208 |
| 15.9 Briefwahlbezirk 15..... | 211 |
| 16.1 Regenbogenschule..... | 214 |
| 16.2 Kurt-Tucholsky-Gesamtschule..... | 217 |
| 16.3 Buchenschule..... | 220 |
| 16.6 Regenbogenschule..... | 223 |
| 16.7 Kita Krokobär..... | 226 |
| 16.9 Briefwahlbezirk 16..... | 229 |
| 17.1 Glashaus Greve..... | 232 |
| 17.2 Pestalozzischule..... | 235 |
| 17.3 Pestalozzischule..... | 238 |
| 17.4 Pestalozzischule..... | 241 |
| 17.5 Gem.- Grundschule Krähenfeld..... | 244 |
| 17.8 Seniorenzentrum Krefeld e.V..... | 247 |
| 17.9 Briefwahlbezirk 17..... | 250 |
| 18.1 Städt. Kita Feldstraße..... | 253 |
| 18.4 Gerhard Tersteegen Haus..... | 256 |
| 18.5 Pfarramt St. Antonius..... | 259 |
| 18.6 Kath. Kita St. Antonius..... | 262 |
| 18.8 Altenheim Marienheim..... | 265 |
| 18.9 Briefwahlbezirk 18..... | 268 |
| 19.1 Jugendzentrum Fischeln..... | 271 |
| 19.2 Josef-Hafels-Schule..... | 274 |
| 19.4 Josef Hafels-Schule..... | 277 |
| 19.5 Gem.-Grundschule am Stadtpark..... | 280 |
| 19.6 Städt. Kita Krützboomweg..... | 283 |
| 19.9 Briefwahlbezirk 19..... | 286 |
| 20.1 Mariannenschule..... | 289 |
| 20.2 Kursana Residenz..... | 292 |
| 20.6 Fichte-Gymnasium..... | 295 |
| 20.7 Josefschule..... | 298 |
| 20.8 DPWV - Begegnungszentrum..... | 301 |
| 20.9 Briefwahlbezirk 20..... | 304 |
| 21.1 Rathaus Krefeld..... | 307 |
| 21.2 Altenheim Westwall..... | 310 |
| 21.3 Rathaus Krefeld..... | 313 |
| 21.4 Fachbereich Vermessung..... | 316 |
| 21.5 Mariannenschule..... | 319 |
| 21.6 Mariannenschule..... | 322 |

Inhaltsverzeichnis

| | |
|--|-----|
| 21.9 Briefwahlbezirk 21..... | 325 |
| 22.1 Mariannenschule..... | 328 |
| 22.2 Brüder-Grimm-Schule..... | 331 |
| 22.4 Brüder-Grimm-Schule..... | 334 |
| 22.5 Gymnasium am Moltkeplatz..... | 337 |
| 22.6 Mariannenschule..... | 340 |
| 22.9 Briefwahlbezirk 22..... | 343 |
| 23.1 Jugendheim St. Norbertus..... | 346 |
| 23.2 Gem.-Hauptschule..... | 349 |
| 23.3 Kolpinghaus..... | 352 |
| 23.4 Gem.-Hauptschule..... | 355 |
| 23.7 Josefschule..... | 358 |
| 23.8 Josefschule..... | 361 |
| 23.9 Briefwahlbezirk 23..... | 364 |
| 24.1 Mosaikschule..... | 367 |
| 24.2 Mosaikschule..... | 370 |
| 24.3 Bismarckschule..... | 373 |
| 24.4 Pfarrheim St. Barbara Kirche..... | 376 |
| 24.5 Gymnasium am Moltkeplatz..... | 379 |
| 24.6 Bismarckschule..... | 382 |
| 24.9 Briefwahlbezirk 24..... | 385 |
| 25.2 Ricarda-Huch-Gymnasium..... | 388 |
| 25.3 Ricarda-Huch-Gymnasium..... | 391 |
| 25.4 Mosaikschule..... | 394 |
| 25.5 Pauly-Stiftung..... | 397 |
| 25.7 Mosaikschule..... | 400 |
| 25.9 Briefwahlbezirk 25..... | 403 |
| 26.1 Vereinsheim Kleingärtnerverein..... | 406 |
| 26.2 Gesamtschule Kaiserplatz..... | 409 |
| 26.3 Gesamtschule Kaiserplatz..... | 412 |
| 26.4 Pfarrheim Herz Jesu..... | 415 |
| 26.5 Edith-Stein-Schule..... | 418 |
| 26.9 Briefwahlbezirk 26..... | 421 |
| 27.1 Gemeindezentrum Pauluskirche..... | 424 |
| 27.3 Seniorenzentrum Krefeld e.V..... | 427 |
| 27.4 Maria-Montessori-Gesamtschule..... | 430 |
| 27.5 Bismarckschule..... | 433 |
| 27.6 Jahnschule..... | 436 |
| 27.7 Ricarda-Huch-Gymnasium..... | 439 |
| 27.9 Briefwahlbezirk 27..... | 442 |
| 28.1 Gesamtschule Uerdingen..... | 445 |
| 28.2 Burchartzhof/DRK..... | 448 |
| 28.3 Franz-Stollwerck-Schule..... | 451 |
| 28.4 Berufskolleg Glockenspitz..... | 454 |
| 28.5 Burchartzhof/DRK..... | 457 |
| 28.9 Briefwahlbezirk 28..... | 460 |
| 29.1 Dr. Ulrich Lange-Stiftung..... | 463 |
| 29.2 Bürgerservice Traar..... | 466 |
| 29.3 Kita Gatzenstraße..... | 469 |
| 29.4 Gem.-Grundschule..... | 472 |
| 29.5 Gerd-Jansen-Schule..... | 475 |
| 29.6 Gerd-Jansen-Schule..... | 478 |
| 29.9 Briefwahlbezirk 29..... | 481 |
| 30.2 Gesamtschule Oppum..... | 484 |
| 30.4 Haus Schönwasser..... | 487 |
| 30.5 Gesamtschule Oppum..... | 490 |
| 30.6 Schönwasserschule..... | 493 |
| 30.9 Briefwahlbezirk 30..... | 496 |

Inhaltsverzeichnis

| | |
|--|-----|
| 31.1 Fr.-von-Bodelschwingh-Schule..... | 499 |
| 31.2 Fr.-von-Bodelschwingh-Schule..... | 502 |
| 31.3 Schule an Haus Rath..... | 505 |
| 31.4 Fr.-von-Bodelschwingh-Schule..... | 508 |
| 31.6 Schule an Haus Rath..... | 511 |
| 31.9 Briefwahlbezirk 31..... | 514 |
| 32.1 Städt. Jugendeinrichtung..... | 517 |
| 32.2 Fr.-von-Bodelschwingh-Schule..... | 520 |
| 32.4 Städt. Seniorenheim..... | 523 |
| 32.5 Geschwister-Scholl-Schule..... | 526 |
| 32.6 Geschwister-Scholl-Schule..... | 529 |
| 32.9 Briefwahlbezirk 32..... | 532 |
| 34.1 Gaststätte "Em Kontörke"..... | 535 |
| 34.2 Kindergarten St. Mariä H..... | 538 |
| 34.3 Johansenschule..... | 541 |
| 34.4 Johansenschule..... | 544 |
| 34.9 Briefwahlbezirk 34..... | 547 |
| 35.2 Gym. am Stadtpark Uerdingen..... | 550 |
| 35.3 Gesamtschule Uerdingen..... | 553 |
| 35.5 Heinrichschule..... | 556 |
| 35.6 Vereinsheim SSF Aegir..... | 559 |
| 35.7 Altenheim Kunigundenheim..... | 562 |
| 35.8 Gym. am Stadtpark Uerdingen..... | 565 |
| 35.9 Briefwahlbezirk 35..... | 568 |
| 36.1 VdK-Kreisverband Krefeld..... | 571 |
| 36.2 Freiherr-vom-Stein-Schule..... | 574 |
| 36.3 Maria-Sibylla-Merian-Gymnasium..... | 577 |
| 36.4 Grundschule Königshof..... | 580 |
| 36.5 Geschwister-Scholl-Schule..... | 583 |
| 36.9 Briefwahlbezirk 36..... | 586 |
| 37.1 Gymnasium Fabritianum..... | 589 |
| 37.2 Gymnasium Fabritianum..... | 592 |
| 37.4 Pfarrheim St. Andreas..... | 595 |
| 37.5 F. Feuerwehr Gellep-Stratum..... | 598 |
| 37.6 Berufskolleg Uerdingen..... | 601 |
| 37.7 Gymnasium Fabritianum..... | 604 |
| 37.8 Et Klöske..... | 607 |
| 37.9 Briefwahlbezirk 37..... | 610 |
| 38.1 Gesamtschule Kaiserplatz..... | 613 |
| 38.2 Gesamtschule Kaiserplatz..... | 616 |
| 38.3 Gesamtschule Kaiserplatz..... | 619 |
| 38.4 Sollbrüggenschule..... | 622 |
| 38.5 Stephanusschule..... | 625 |
| 38.9 Briefwahlbezirk 38..... | 628 |
| 39.1 Grundschule an der Burg..... | 631 |
| 39.2 Gem.-Grundschule..... | 634 |
| 39.4 Grundschule an der Burg..... | 637 |
| 39.5 Gem.-Grundschule..... | 640 |
| 39.9 Briefwahlbezirk 39..... | 643 |
| 41.1 Grundschule an der Burg..... | 646 |
| 41.2 Altenstube Hüls..... | 649 |
| 41.3 Robert-Jungk-Gesamtschule..... | 652 |
| 41.5 Grundschule an der Burg..... | 655 |
| 41.6 Astrid-Lindgren-Schule..... | 658 |
| 41.7 Robert-Jungk-Gesamtschule..... | 661 |
| 41.9 Briefwahlbezirk 41..... | 664 |

Gesamtergebnisse

Gesamtergebnis

| | EW 2019 | EW 2014 | Differenz |
|-----------------------------------|---------|---------|-----------|
| Anzahl Wahlbezirke | 183 | | |
| Wahlbeteiligung | 57,93% | 48,31% | +9,62% |
| Wahlberechtigte insgesamt | 162.065 | 165.558 | -3.493 |
| Wahlberechtigte ohne Sperrvermerk | 137.234 | 144.300 | -7.066 |
| Wahlberechtigte mit Sperrvermerk | 24.831 | 21.258 | +3.573 |
| Wahlberechtigte § 24 Abs. 2 EuWO | 0 | 0 | 0 |
| Wähler insgesamt | 93.883 | 79.988 | +13.895 |
| Wähler mit Wahrschein | 23.574 | 19.562 | +4.012 |
| Ungültige Stimmen | 776 | 1.143 | -367 |
| Gültige Stimmen | 93.107 | 78.845 | +14.262 |

| | | | | | | | | |
|-------------------|--------|--------|--------|-------|-------|-------|--------|----------|
| In Prozent | 26,76% | 18,28% | 24,49% | 7,78% | 4,71% | 7,56% | 2,47% | 7,94% |
| Stimmen | 24.916 | 17.017 | 22.805 | 7.248 | 4.388 | 7.041 | 2.297 | 7.395 |
| Partei | CDU | SPD | GRÜNE | AfD | LINKE | FDP | PARTEI | Sonstige |

| | | | | | | | | |
|---------------------------|--------|---------|---------|--------|--------|--------|--------|----------|
| Gewinn In Prozent | | | +14,25% | +1,92% | | +2,37% | +1,70% | +2,24% |
| Verlust In Prozent | -6,98% | -15,13% | | | -0,37% | | | |
| Partei | CDU | SPD | GRÜNE | AfD | LINKE | FDP | PARTEI | Sonstige |

| Partei | EW 2019 Stimmen | EW 2019 Prozent | EW 2014 Stimmen | EW 2014 Prozent | Differenz Stimmen | Differenz In Prozent |
|--------------------------|--------------------|--------------------|--------------------|--------------------|----------------------|-------------------------|
| CDU | 24.916 | 26,76% | 26.603 | 33,74% | -1.687 | -6,98% |
| SPD | 17.017 | 18,28% | 26.342 | 33,41% | -9.325 | -15,13% |
| GRÜNE | 22.805 | 24,49% | 8.076 | 10,24% | +14.729 | +14,25% |
| AfD | 7.248 | 7,78% | 4.623 | 5,86% | +2.625 | +1,92% |
| DIE LINKE | 4.388 | 4,71% | 4.007 | 5,08% | +381 | -0,37% |
| FDP | 7.041 | 7,56% | 4.090 | 5,19% | +2.951 | +2,37% |
| PIRATEN | 694 | 0,75% | 1.299 | 1,65% | -605 | -0,90% |
| Tierschutzpartei | 1.500 | 1,61% | 945 | 1,20% | +555 | +0,41% |
| NPD | 147 | 0,16% | 479 | 0,61% | -332 | -0,45% |
| Die PARTEI | 2.297 | 2,47% | 610 | 0,77% | +1.687 | +1,70% |
| FAMILIE | 580 | 0,62% | 335 | 0,42% | +245 | +0,20% |
| FREIE WÄHLER | 462 | 0,50% | 309 | 0,39% | +153 | +0,11% |
| Volksabstimmung | 121 | 0,13% | 178 | 0,23% | -57 | -0,10% |
| ÖDP | 379 | 0,41% | 139 | 0,18% | +240 | +0,23% |
| DKP | 43 | 0,05% | 46 | 0,06% | -3 | -0,01% |
| MLPD | 63 | 0,07% | 42 | 0,05% | +21 | +0,02% |
| BP | 51 | 0,05% | 32 | 0,04% | +19 | +0,01% |
| SGP | 7 | 0,01% | 11 | 0,01% | -4 | 0,00% |
| TIERSCHUTZ hier! | 214 | 0,23% | -/- | -/- | +214 | +0,23% |
| Tierschutzallianz | 126 | 0,14% | -/- | -/- | +126 | +0,14% |
| Bündnis C | 70 | 0,08% | -/- | -/- | +70 | +0,08% |
| BIG | 468 | 0,50% | -/- | -/- | +468 | +0,50% |
| BGE | 116 | 0,12% | -/- | -/- | +116 | +0,12% |
| DIE DIREKTE! | 62 | 0,07% | -/- | -/- | +62 | +0,07% |
| DiEM25 | 317 | 0,34% | -/- | -/- | +317 | +0,34% |
| III. Weg | 11 | 0,01% | -/- | -/- | +11 | +0,01% |
| Die Grauen | 173 | 0,19% | -/- | -/- | +173 | +0,19% |
| DIE RECHTE | 38 | 0,04% | -/- | -/- | +38 | +0,04% |
| DIE VIOLETTEN | 76 | 0,08% | -/- | -/- | +76 | +0,08% |
| LIEBE | 74 | 0,08% | -/- | -/- | +74 | +0,08% |
| DIE FRAUEN | 97 | 0,10% | -/- | -/- | +97 | +0,10% |
| Graue Panther | 168 | 0,18% | -/- | -/- | +168 | +0,18% |
| LKR | 85 | 0,09% | -/- | -/- | +85 | +0,09% |
| MENSCHLICHE WELT | 63 | 0,07% | -/- | -/- | +63 | +0,07% |
| NL | 41 | 0,04% | -/- | -/- | +41 | +0,04% |

| Partei | EW 2019 Stimmen | EW 2019 Prozent | EW 2014 Stimmen | EW 2014 Prozent | Differenz Stimmen | Differenz In Prozent |
|---------------------------------|--------------------|--------------------|--------------------|--------------------|----------------------|-------------------------|
| ÖkoLinX | 71 | 0,08% | -/- | -/- | +71 | +0,08% |
| Die Humanisten | 150 | 0,16% | -/- | -/- | +150 | +0,16% |
| PARTEI FÜR DIE TIERE | 212 | 0,23% | -/- | -/- | +212 | +0,23% |
| Gesundheitsforschung | 128 | 0,14% | -/- | -/- | +128 | +0,14% |
| Volt | 588 | 0,63% | -/- | -/- | +588 | +0,63% |
| AUF | -/- | -/- | 93 | 0,12% | -93 | -0,12% |
| BüSo | -/- | -/- | 15 | 0,02% | -15 | -0,02% |
| CM | -/- | -/- | 43 | 0,05% | -43 | -0,05% |
| REP | -/- | -/- | 178 | 0,23% | -178 | -0,23% |
| PBC | -/- | -/- | 78 | 0,10% | -78 | -0,10% |
| PRO NRW | -/- | -/- | 272 | 0,34% | -272 | -0,34% |

Stadtbezirke

1 Krefeld-West

| | EW 2019 | EW 2014 | Differenz |
|-----------------------------------|---------------|---------------|---------------|
| Anzahl Wahlbezirke | 29 | | |
| Wahlbeteiligung | 54,06% | 44,46% | +9,60% |
| Wahlberechtigte insgesamt | 24.569 | 25.216 | -647 |
| Wahlberechtigte ohne Sperrvermerk | 21.295 | 22.428 | -1.133 |
| Wahlberechtigte mit Sperrvermerk | 3.274 | 2.788 | +486 |
| Wahlberechtigte § 24 Abs. 2 EuWO | 0 | 0 | 0 |
| Wähler insgesamt | 13.283 | 11.211 | +2.072 |
| Wähler mit Wahrschein | 3.088 | 2.740 | +348 |
| Ungültige Stimmen | 132 | 146 | -14 |
| Gültige Stimmen | 13.151 | 11.065 | +2.086 |

| | | | | | | | | |
|-------------------|------------|------------|--------------|------------|--------------|------------|---------------|-----------------|
| In Prozent | 24,05% | 17,79% | 25,56% | 8,77% | 6,08% | 6,53% | 2,97% | 8,24% |
| Stimmen | 3.163 | 2.340 | 3.361 | 1.154 | 800 | 859 | 390 | 1.084 |
| Partei | CDU | SPD | GRÜNE | AfD | LINKE | FDP | PARTEI | Sonstige |








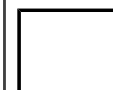
| | | | | | | | | |
|---------------------------|------------|------------|--------------|------------|--------------|------------|---------------|-----------------|
| Gewinn In Prozent | | | +14,04% | +3,52% | | +1,65% | +1,82% | +2,63% |
| Verlust In Prozent | -7,55% | -14,97% | | | -1,15% | | | |
| Partei | CDU | SPD | GRÜNE | AfD | LINKE | FDP | PARTEI | Sonstige |


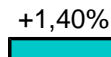
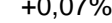
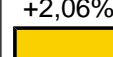
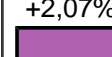
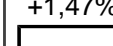


| Partei | EW 2019 Stimmen | EW 2019 Prozent | EW 2014 Stimmen | EW 2014 Prozent | Differenz Stimmen | Differenz In Prozent |
|--------------------------|--------------------|--------------------|--------------------|--------------------|----------------------|-------------------------|
| CDU | 3.163 | 24,05% | 3.496 | 31,60% | -333 | -7,55% |
| SPD | 2.340 | 17,79% | 3.625 | 32,76% | -1.285 | -14,97% |
| GRÜNE | 3.361 | 25,56% | 1.275 | 11,52% | +2.086 | +14,04% |
| AfD | 1.154 | 8,77% | 581 | 5,25% | +573 | +3,52% |
| DIE LINKE | 800 | 6,08% | 800 | 7,23% | 0 | -1,15% |
| FDP | 859 | 6,53% | 540 | 4,88% | +319 | +1,65% |
| PIRATEN | 102 | 0,78% | 173 | 1,56% | -71 | -0,78% |
| Tierschutzpartei | 202 | 1,54% | 106 | 0,96% | +96 | +0,58% |
| NPD | 25 | 0,19% | 78 | 0,70% | -53 | -0,51% |
| Die PARTEI | 390 | 2,97% | 127 | 1,15% | +263 | +1,82% |
| FAMILIE | 80 | 0,61% | 54 | 0,49% | +26 | +0,12% |
| FREIE WÄHLER | 70 | 0,53% | 57 | 0,52% | +13 | +0,01% |
| Volksabstimmung | 16 | 0,12% | 27 | 0,24% | -11 | -0,12% |
| ÖDP | 60 | 0,46% | 21 | 0,19% | +39 | +0,27% |
| DKP | 16 | 0,12% | 10 | 0,09% | +6 | +0,03% |
| MLPD | 5 | 0,04% | 4 | 0,04% | +1 | 0,00% |
| BP | 3 | 0,02% | 5 | 0,05% | -2 | -0,03% |
| SGP | 1 | 0,01% | 3 | 0,03% | -2 | -0,02% |
| TIERSCHUTZ hier! | 29 | 0,22% | -/- | -/- | +29 | +0,22% |
| Tierschutzallianz | 23 | 0,17% | -/- | -/- | +23 | +0,17% |
| Bündnis C | 17 | 0,13% | -/- | -/- | +17 | +0,13% |
| BIG | 78 | 0,59% | -/- | -/- | +78 | +0,59% |
| BGE | 16 | 0,12% | -/- | -/- | +16 | +0,12% |
| DIE DIREKTE! | 7 | 0,05% | -/- | -/- | +7 | +0,05% |
| DiEM25 | 33 | 0,25% | -/- | -/- | +33 | +0,25% |
| III. Weg | 1 | 0,01% | -/- | -/- | +1 | +0,01% |
| Die Grauen | 26 | 0,20% | -/- | -/- | +26 | +0,20% |
| DIE RECHTE | 9 | 0,07% | -/- | -/- | +9 | +0,07% |
| DIE VIOLETTEN | 15 | 0,11% | -/- | -/- | +15 | +0,11% |
| LIEBE | 6 | 0,05% | -/- | -/- | +6 | +0,05% |
| DIE FRAUEN | 16 | 0,12% | -/- | -/- | +16 | +0,12% |
| Graue Panther | 21 | 0,16% | -/- | -/- | +21 | +0,16% |
| LKR | 14 | 0,11% | -/- | -/- | +14 | +0,11% |
| MENSCHLICHE WELT | 16 | 0,12% | -/- | -/- | +16 | +0,12% |
| NL | 8 | 0,06% | -/- | -/- | +8 | +0,06% |

| Partei | EW 2019 Stimmen | EW 2019 Prozent | EW 2014 Stimmen | EW 2014 Prozent | Differenz Stimmen | Differenz In Prozent |
|---------------------------------|--------------------|--------------------|--------------------|--------------------|----------------------|-------------------------|
| ÖkoLinX | 13 | 0,10% | -/- | -/- | +13 | +0,10% |
| Die Humanisten | 13 | 0,10% | -/- | -/- | +13 | +0,10% |
| PARTEI FÜR DIE TIERE | 38 | 0,29% | -/- | -/- | +38 | +0,29% |
| Gesundheitsforschung | 19 | 0,14% | -/- | -/- | +19 | +0,14% |
| Volt | 86 | 0,65% | -/- | -/- | +86 | +0,65% |
| AUF | -/- | -/- | 9 | 0,08% | -9 | -0,08% |
| BüSo | -/- | -/- | 4 | 0,04% | -4 | -0,04% |
| CM | -/- | -/- | 3 | 0,03% | -3 | -0,03% |
| REP | -/- | -/- | 22 | 0,20% | -22 | -0,20% |
| PBC | -/- | -/- | 11 | 0,10% | -11 | -0,10% |
| PRO NRW | -/- | -/- | 34 | 0,31% | -34 | -0,31% |

2 Krefeld-Nord

| | EW 2019 | EW 2014 | Differenz |
|-----------------------------------|---------------|---------------|---------------|
| Anzahl Wahlbezirke | 14 | | |
| Wahlbeteiligung | 55,89% | 46,71% | +9,18% |
| Wahlberechtigte insgesamt | 13.431 | 13.650 | -219 |
| Wahlberechtigte ohne Sperrvermerk | 11.387 | 11.867 | -480 |
| Wahlberechtigte mit Sperrvermerk | 2.044 | 1.783 | +261 |
| Wahlberechtigte § 24 Abs. 2 EuWO | 0 | 0 | 0 |
| Wähler insgesamt | 7.506 | 6.376 | +1.130 |
| Wähler mit Wahlschein | 1.946 | 1.632 | +314 |
| Ungültige Stimmen | 55 | 77 | -22 |
| Gültige Stimmen | 7.451 | 6.299 | +1.152 |

| | | | | | | | | |
|-------------------|---|---|---|---|--|---|---|---|
| In Prozent |  |  |  |  |  |  |  |  |
| Stimmen | 2.161 | 1.241 | 1.735 | 618 | 352 | 621 | 190 | 533 |
| Partei | CDU | SPD | GRÜNE | AfD | LINKE | FDP | PARTEI | Sonstige |

| | | | | | | | | |
|---------------------------|---|---|---|---|--|---|---|---|
| Gewinn In Prozent | | |  |  |  |  |  |  |
| Verlust In Prozent |  |  | | | | | | |
| Partei | CDU | SPD | GRÜNE | AfD | LINKE | FDP | PARTEI | Sonstige |

| Partei | EW 2019 Stimmen | EW 2019 Prozent | EW 2014 Stimmen | EW 2014 Prozent | Differenz Stimmen | Differenz In Prozent |
|--------------------------|--------------------|--------------------|--------------------|--------------------|----------------------|-------------------------|
| CDU | 2.161 | 29,00% | 2.266 | 35,97% | -105 | -6,97% |
| SPD | 1.241 | 16,66% | 1.906 | 30,26% | -665 | -13,60% |
| GRÜNE | 1.735 | 23,29% | 617 | 9,80% | +1.118 | +13,49% |
| AfD | 618 | 8,29% | 434 | 6,89% | +184 | +1,40% |
| DIE LINKE | 352 | 4,72% | 293 | 4,65% | +59 | +0,07% |
| FDP | 621 | 8,33% | 395 | 6,27% | +226 | +2,06% |
| PIRATEN | 57 | 0,76% | 88 | 1,40% | -31 | -0,64% |
| Tierschutzpartei | 109 | 1,46% | 89 | 1,41% | +20 | +0,05% |
| NPD | 6 | 0,08% | 32 | 0,51% | -26 | -0,43% |
| Die PARTEI | 190 | 2,55% | 30 | 0,48% | +160 | +2,07% |
| FAMILIE | 35 | 0,47% | 16 | 0,25% | +19 | +0,22% |
| FREIE WÄHLER | 32 | 0,43% | 29 | 0,46% | +3 | -0,03% |
| Volksabstimmung | 11 | 0,15% | 13 | 0,21% | -2 | -0,06% |
| ÖDP | 29 | 0,39% | 18 | 0,29% | +11 | +0,10% |
| DKP | 0 | 0,00% | 5 | 0,08% | -5 | -0,08% |
| MLPD | 3 | 0,04% | 1 | 0,02% | +2 | +0,02% |
| BP | 3 | 0,04% | 5 | 0,08% | -2 | -0,04% |
| SGP | 0 | 0,00% | 1 | 0,02% | -1 | -0,02% |
| TIERSCHUTZ hier! | 12 | 0,16% | -/- | -/- | +12 | +0,16% |
| Tierschutzallianz | 4 | 0,05% | -/- | -/- | +4 | +0,05% |
| Bündnis C | 10 | 0,13% | -/- | -/- | +10 | +0,13% |
| BIG | 28 | 0,38% | -/- | -/- | +28 | +0,38% |
| BGE | 9 | 0,12% | -/- | -/- | +9 | +0,12% |
| DIE DIREKTE! | 5 | 0,07% | -/- | -/- | +5 | +0,07% |
| DiEM25 | 31 | 0,42% | -/- | -/- | +31 | +0,42% |
| III. Weg | 0 | 0,00% | -/- | -/- | 0 | 0,00% |
| Die Grauen | 12 | 0,16% | -/- | -/- | +12 | +0,16% |
| DIE RECHTE | 2 | 0,03% | -/- | -/- | +2 | +0,03% |
| DIE VIOLETTEN | 5 | 0,07% | -/- | -/- | +5 | +0,07% |
| LIEBE | 7 | 0,09% | -/- | -/- | +7 | +0,09% |
| DIE FRAUEN | 7 | 0,09% | -/- | -/- | +7 | +0,09% |
| Graue Panther | 11 | 0,15% | -/- | -/- | +11 | +0,15% |
| LKR | 5 | 0,07% | -/- | -/- | +5 | +0,07% |
| MENSCHLICHE WELT | 5 | 0,07% | -/- | -/- | +5 | +0,07% |
| NL | 1 | 0,01% | -/- | -/- | +1 | +0,01% |

| Partei | EW 2019 Stimmen | EW 2019 Prozent | EW 2014 Stimmen | EW 2014 Prozent | Differenz Stimmen | Differenz In Prozent |
|---------------------------------|--------------------|--------------------|--------------------|--------------------|----------------------|-------------------------|
| ÖkoLinX | 4 | 0,05% | -/- | -/- | +4 | +0,05% |
| Die Humanisten | 11 | 0,15% | -/- | -/- | +11 | +0,15% |
| PARTEI FÜR DIE TIERE | 19 | 0,25% | -/- | -/- | +19 | +0,25% |
| Gesundheitsforschung | 13 | 0,17% | -/- | -/- | +13 | +0,17% |
| Volt | 47 | 0,63% | -/- | -/- | +47 | +0,63% |
| AUF | -/- | -/- | 16 | 0,25% | -16 | -0,25% |
| BüSo | -/- | -/- | 0 | 0,00% | 0 | 0,00% |
| CM | -/- | -/- | 2 | 0,03% | -2 | -0,03% |
| REP | -/- | -/- | 16 | 0,25% | -16 | -0,25% |
| PBC | -/- | -/- | 6 | 0,10% | -6 | -0,10% |
| PRO NRW | -/- | -/- | 21 | 0,33% | -21 | -0,33% |

3 Krefeld-Hüls

| | EW 2019 | EW 2014 | Differenz |
|-----------------------------------|---------------|---------------|----------------|
| Anzahl Wahlbezirke | 12 | | |
| Wahlbeteiligung | 66,10% | 54,68% | +11,42% |
| Wahlberechtigte insgesamt | 13.188 | 13.293 | -105 |
| Wahlberechtigte ohne Sperrvermerk | 10.659 | 11.332 | -673 |
| Wahlberechtigte mit Sperrvermerk | 2.529 | 1.961 | +568 |
| Wahlberechtigte § 24 Abs. 2 EuWO | 0 | 0 | 0 |
| Wähler insgesamt | 8.717 | 7.268 | +1.449 |
| Wähler mit Wahlschein | 2.419 | 1.793 | +626 |
| Ungültige Stimmen | 55 | 97 | -42 |
| Gültige Stimmen | 8.662 | 7.171 | +1.491 |

| | | | | | | | | |
|-------------------|------------|------------|--------------|------------|--------------|------------|---------------|-----------------|
| In Prozent | 29,88% | 16,43% | 26,82% | 6,41% | 3,86% | 7,99% | 1,88% | 6,74% |
| Stimmen | 2.588 | 1.423 | 2.323 | 555 | 334 | 692 | 163 | 584 |
| Partei | CDU | SPD | GRÜNE | AfD | LINKE | FDP | PARTEI | Sonstige |

| | | | | | | | | |
|---------------------------|------------|------------|--------------|------------|--------------|------------|---------------|-----------------|
| Gewinn In Prozent | | | +15,48% | +1,25% | +0,26% | +3,43% | +1,24% | +1,57% |
| Verlust In Prozent | -8,09% | -15,13% | | | | | | |
| Partei | CDU | SPD | GRÜNE | AfD | LINKE | FDP | PARTEI | Sonstige |

| Partei | EW 2019 Stimmen | EW 2019 Prozent | EW 2014 Stimmen | EW 2014 Prozent | Differenz Stimmen | Differenz In Prozent |
|--------------------------|--------------------|--------------------|--------------------|--------------------|----------------------|-------------------------|
| CDU | 2.588 | 29,88% | 2.723 | 37,97% | -135 | -8,09% |
| SPD | 1.423 | 16,43% | 2.263 | 31,56% | -840 | -15,13% |
| GRÜNE | 2.323 | 26,82% | 813 | 11,34% | +1.510 | +15,48% |
| AfD | 555 | 6,41% | 370 | 5,16% | +185 | +1,25% |
| DIE LINKE | 334 | 3,86% | 258 | 3,60% | +76 | +0,26% |
| FDP | 692 | 7,99% | 327 | 4,56% | +365 | +3,43% |
| PIRATEN | 49 | 0,57% | 110 | 1,53% | -61 | -0,96% |
| Tierschutzpartei | 109 | 1,26% | 89 | 1,24% | +20 | +0,02% |
| NPD | 10 | 0,12% | 32 | 0,45% | -22 | -0,33% |
| Die PARTEI | 163 | 1,88% | 46 | 0,64% | +117 | +1,24% |
| FAMILIE | 64 | 0,74% | 34 | 0,47% | +30 | +0,27% |
| FREIE WÄHLER | 42 | 0,48% | 28 | 0,39% | +14 | +0,09% |
| Volksabstimmung | 12 | 0,14% | 10 | 0,14% | +2 | 0,00% |
| ÖDP | 35 | 0,40% | 5 | 0,07% | +30 | +0,33% |
| DKP | 2 | 0,02% | 8 | 0,11% | -6 | -0,09% |
| MLPD | 2 | 0,02% | 2 | 0,03% | 0 | -0,01% |
| BP | 5 | 0,06% | 4 | 0,06% | +1 | 0,00% |
| SGP | 2 | 0,02% | 1 | 0,01% | +1 | +0,01% |
| TIERSCHUTZ hier! | 18 | 0,21% | -/- | -/- | +18 | +0,21% |
| Tierschutzallianz | 13 | 0,15% | -/- | -/- | +13 | +0,15% |
| Bündnis C | 2 | 0,02% | -/- | -/- | +2 | +0,02% |
| BIG | 12 | 0,14% | -/- | -/- | +12 | +0,14% |
| BGE | 7 | 0,08% | -/- | -/- | +7 | +0,08% |
| DIE DIREKTE! | 8 | 0,09% | -/- | -/- | +8 | +0,09% |
| DiEM25 | 21 | 0,24% | -/- | -/- | +21 | +0,24% |
| III. Weg | 0 | 0,00% | -/- | -/- | 0 | 0,00% |
| Die Grauen | 19 | 0,22% | -/- | -/- | +19 | +0,22% |
| DIE RECHTE | 1 | 0,01% | -/- | -/- | +1 | +0,01% |
| DIE VIOLETTEN | 10 | 0,12% | -/- | -/- | +10 | +0,12% |
| LIEBE | 11 | 0,13% | -/- | -/- | +11 | +0,13% |
| DIE FRAUEN | 12 | 0,14% | -/- | -/- | +12 | +0,14% |
| Graue Panther | 12 | 0,14% | -/- | -/- | +12 | +0,14% |
| LKR | 13 | 0,15% | -/- | -/- | +13 | +0,15% |
| MENSCHLICHE WELT | 4 | 0,05% | -/- | -/- | +4 | +0,05% |
| NL | 1 | 0,01% | -/- | -/- | +1 | +0,01% |

| Partei | EW 2019 Stimmen | EW 2019 Prozent | EW 2014 Stimmen | EW 2014 Prozent | Differenz Stimmen | Differenz In Prozent |
|---------------------------------|--------------------|--------------------|--------------------|--------------------|----------------------|-------------------------|
| ÖkoLinX | 5 | 0,06% | -/- | -/- | +5 | +0,06% |
| Die Humanisten | 14 | 0,16% | -/- | -/- | +14 | +0,16% |
| PARTEI FÜR DIE TIERE | 12 | 0,14% | -/- | -/- | +12 | +0,14% |
| Gesundheitsforschung | 9 | 0,10% | -/- | -/- | +9 | +0,10% |
| Volt | 48 | 0,55% | -/- | -/- | +48 | +0,55% |
| AUF | -/- | -/- | 5 | 0,07% | -5 | -0,07% |
| BüSo | -/- | -/- | 2 | 0,03% | -2 | -0,03% |
| CM | -/- | -/- | 3 | 0,04% | -3 | -0,04% |
| REP | -/- | -/- | 14 | 0,20% | -14 | -0,20% |
| PBC | -/- | -/- | 7 | 0,10% | -7 | -0,10% |
| PRO NRW | -/- | -/- | 17 | 0,24% | -17 | -0,24% |

4 Krefeld-Mitte

| | EW 2019 | EW 2014 | Differenz |
|-----------------------------------|---------------|---------------|---------------|
| Anzahl Wahlbezirke | 32 | | |
| Wahlbeteiligung | 49,31% | 40,65% | +8,66% |
| Wahlberechtigte insgesamt | 24.885 | 26.367 | -1.482 |
| Wahlberechtigte ohne Sperrvermerk | 21.608 | 23.433 | -1.825 |
| Wahlberechtigte mit Sperrvermerk | 3.277 | 2.934 | +343 |
| Wahlberechtigte § 24 Abs. 2 EuWO | 0 | 0 | 0 |
| Wähler insgesamt | 12.271 | 10.718 | +1.553 |
| Wähler mit Wahlschein | 3.118 | 2.634 | +484 |
| Ungültige Stimmen | 110 | 185 | -75 |
| Gültige Stimmen | 12.161 | 10.533 | +1.628 |

| In Prozent | 21,94% | 17,33% | 25,70% | 8,21% | 7,02% | 6,53% | 3,91% | 9,36% |
|------------|--------|--------|--------|-------|-------|-------|--------|----------|
| Stimmen | 2.668 | 2.107 | 3.125 | 999 | 854 | 794 | 476 | 1.138 |
| Partei | CDU | SPD | GRÜNE | AfD | LINKE | FDP | PARTEI | Sonstige |

| | | | | | | | | |
|--------------------|--------|---------|---------|--------|--------|--------|--------|----------|
| Gewinn In Prozent | | | +13,97% | +2,45% | | +1,58% | +2,86% | +2,66% |
| Verlust In Prozent | -6,98% | -15,67% | | | -0,86% | | | |
| Partei | CDU | SPD | GRÜNE | AfD | LINKE | FDP | PARTEI | Sonstige |

| Partei | EW 2019 Stimmen | EW 2019 Prozent | EW 2014 Stimmen | EW 2014 Prozent | Differenz Stimmen | Differenz In Prozent |
|-----------------------------|--------------------|--------------------|--------------------|--------------------|----------------------|-------------------------|
| CDU | 2.668 | 21,94% | 3.046 | 28,92% | -378 | -6,98% |
| SPD | 2.107 | 17,33% | 3.476 | 33,00% | -1.369 | -15,67% |
| GRÜNE | 3.125 | 25,70% | 1.236 | 11,73% | +1.889 | +13,97% |
| AfD | 999 | 8,21% | 607 | 5,76% | +392 | +2,45% |
| DIE LINKE | 854 | 7,02% | 830 | 7,88% | +24 | -0,86% |
| FDP | 794 | 6,53% | 521 | 4,95% | +273 | +1,58% |
| PIRATEN | 132 | 1,09% | 215 | 2,04% | -83 | -0,95% |
| Tierschutzpartei | 215 | 1,77% | 130 | 1,23% | +85 | +0,54% |
| NPD | 37 | 0,30% | 88 | 0,84% | -51 | -0,54% |
| Die PARTEI | 476 | 3,91% | 111 | 1,05% | +365 | +2,86% |
| FAMILIE | 49 | 0,40% | 38 | 0,36% | +11 | +0,04% |
| FREIE WÄHLER | 38 | 0,31% | 43 | 0,41% | -5 | -0,10% |
| Volksabstimmung | 11 | 0,09% | 29 | 0,28% | -18 | -0,19% |
| ÖDP | 45 | 0,37% | 18 | 0,17% | +27 | +0,20% |
| DKP | 11 | 0,09% | 12 | 0,11% | -1 | -0,02% |
| MLPD | 14 | 0,12% | 8 | 0,08% | +6 | +0,04% |
| BP | 11 | 0,09% | 4 | 0,04% | +7 | +0,05% |
| SGP | 0 | 0,00% | 2 | 0,02% | -2 | -0,02% |
| TIERSCHUTZ hier! | 30 | 0,25% | -/- | -/- | +30 | +0,25% |
| Tierschutzallianz | 14 | 0,12% | -/- | -/- | +14 | +0,12% |
| Bündnis C | 9 | 0,07% | -/- | -/- | +9 | +0,07% |
| BIG | 85 | 0,70% | -/- | -/- | +85 | +0,70% |
| BGE | 39 | 0,32% | -/- | -/- | +39 | +0,32% |
| DIE DIREKTE! | 9 | 0,07% | -/- | -/- | +9 | +0,07% |
| DiEM25 | 67 | 0,55% | -/- | -/- | +67 | +0,55% |
| III. Weg | 4 | 0,03% | -/- | -/- | +4 | +0,03% |
| Die Grauen | 25 | 0,21% | -/- | -/- | +25 | +0,21% |
| DIE RECHTE | 7 | 0,06% | -/- | -/- | +7 | +0,06% |
| DIE VIOLETTEN | 19 | 0,16% | -/- | -/- | +19 | +0,16% |
| LIEBE | 12 | 0,10% | -/- | -/- | +12 | +0,10% |
| DIE FRAUEN | 15 | 0,12% | -/- | -/- | +15 | +0,12% |
| Graue Panther | 19 | 0,16% | -/- | -/- | +19 | +0,16% |
| LKR | 12 | 0,10% | -/- | -/- | +12 | +0,10% |
| MENSCHLICHE WELT | 7 | 0,06% | -/- | -/- | +7 | +0,06% |
| NL | 8 | 0,07% | -/- | -/- | +8 | +0,07% |

| Partei | EW 2019 Stimmen | EW 2019 Prozent | EW 2014 Stimmen | EW 2014 Prozent | Differenz Stimmen | Differenz In Prozent |
|---------------------------------|--------------------|--------------------|--------------------|--------------------|----------------------|-------------------------|
| ÖkoLinX | 14 | 0,12% | -/- | -/- | +14 | +0,12% |
| Die Humanisten | 40 | 0,33% | -/- | -/- | +40 | +0,33% |
| PARTEI FÜR DIE TIERE | 23 | 0,19% | -/- | -/- | +23 | +0,19% |
| Gesundheitsforschung | 22 | 0,18% | -/- | -/- | +22 | +0,18% |
| Volt | 95 | 0,78% | -/- | -/- | +95 | +0,78% |
| AUF | -/- | -/- | 9 | 0,09% | -9 | -0,09% |
| BüSo | -/- | -/- | 3 | 0,03% | -3 | -0,03% |
| CM | -/- | -/- | 10 | 0,09% | -10 | -0,09% |
| REP | -/- | -/- | 29 | 0,28% | -29 | -0,28% |
| PBC | -/- | -/- | 11 | 0,10% | -11 | -0,10% |
| PRO NRW | -/- | -/- | 57 | 0,54% | -57 | -0,54% |

5 Krefeld-Süd

| | EW 2019 | EW 2014 | Differenz |
|-----------------------------------|---------------|---------------|---------------|
| Anzahl Wahlbezirke | 12 | | |
| Wahlbeteiligung | 43,46% | 36,32% | +7,14% |
| Wahlberechtigte insgesamt | 9.059 | 9.380 | -321 |
| Wahlberechtigte ohne Sperrvermerk | 8.271 | 8.502 | -231 |
| Wahlberechtigte mit Sperrvermerk | 788 | 878 | -90 |
| Wahlberechtigte § 24 Abs. 2 EuWO | 0 | 0 | 0 |
| Wähler insgesamt | 3.937 | 3.407 | +530 |
| Wähler mit Wahlschein | 745 | 772 | -27 |
| Ungültige Stimmen | 51 | 62 | -11 |
| Gültige Stimmen | 3.886 | 3.345 | +541 |

| | | | | | | | | |
|-------------------|------------|------------|--------------|------------|--------------|------------|---------------|-----------------|
| In Prozent | 17,70% | 22,21% | 21,38% | 10,34% | 7,54% | 4,94% | 3,58% | 12,30% |
| Stimmen | 688 | 863 | 831 | 402 | 293 | 192 | 139 | 478 |
| Partei | CDU | SPD | GRÜNE | AfD | LINKE | FDP | PARTEI | Sonstige |

| | | | | | | | | |
|---------------------------|------------|------------|--------------|------------|--------------|------------|---------------|-----------------|
| Gewinn In Prozent | | | +12,47% | +5,11% | | +2,19% | +2,38% | +4,20% |
| Verlust In Prozent | -6,40% | -19,88% | | | -0,08% | | | |
| Partei | CDU | SPD | GRÜNE | AfD | LINKE | FDP | PARTEI | Sonstige |

| Partei | EW 2019 Stimmen | EW 2019 Prozent | EW 2014 Stimmen | EW 2014 Prozent | Differenz Stimmen | Differenz In Prozent |
|--------------------------|--------------------|--------------------|--------------------|--------------------|----------------------|-------------------------|
| CDU | 688 | 17,70% | 806 | 24,10% | -118 | -6,40% |
| SPD | 863 | 22,21% | 1.408 | 42,09% | -545 | -19,88% |
| GRÜNE | 831 | 21,38% | 298 | 8,91% | +533 | +12,47% |
| AfD | 402 | 10,34% | 175 | 5,23% | +227 | +5,11% |
| DIE LINKE | 293 | 7,54% | 255 | 7,62% | +38 | -0,08% |
| FDP | 192 | 4,94% | 92 | 2,75% | +100 | +2,19% |
| PIRATEN | 41 | 1,06% | 89 | 2,66% | -48 | -1,60% |
| Tierschutzpartei | 73 | 1,88% | 43 | 1,29% | +30 | +0,59% |
| NPD | 14 | 0,36% | 43 | 1,29% | -29 | -0,93% |
| Die PARTEI | 139 | 3,58% | 40 | 1,20% | +99 | +2,38% |
| FAMILIE | 22 | 0,57% | 14 | 0,42% | +8 | +0,15% |
| FREIE WÄHLER | 24 | 0,62% | 15 | 0,45% | +9 | +0,17% |
| Volksabstimmung | 16 | 0,41% | 7 | 0,21% | +9 | +0,20% |
| ÖDP | 20 | 0,51% | 3 | 0,09% | +17 | +0,42% |
| DKP | 8 | 0,21% | 2 | 0,06% | +6 | +0,15% |
| MLPD | 6 | 0,15% | 6 | 0,18% | 0 | -0,03% |
| BP | 1 | 0,03% | 2 | 0,06% | -1 | -0,03% |
| SGP | 0 | 0,00% | 1 | 0,03% | -1 | -0,03% |
| TIERSCHUTZ hier! | 12 | 0,31% | -/- | -/- | +12 | +0,31% |
| Tierschutzallianz | 11 | 0,28% | -/- | -/- | +11 | +0,28% |
| Bündnis C | 3 | 0,08% | -/- | -/- | +3 | +0,08% |
| BIG | 87 | 2,24% | -/- | -/- | +87 | +2,24% |
| BGE | 3 | 0,08% | -/- | -/- | +3 | +0,08% |
| DIE DIREKTE! | 2 | 0,05% | -/- | -/- | +2 | +0,05% |
| DiEM25 | 19 | 0,49% | -/- | -/- | +19 | +0,49% |
| III. Weg | 1 | 0,03% | -/- | -/- | +1 | +0,03% |
| Die Grauen | 7 | 0,18% | -/- | -/- | +7 | +0,18% |
| DIE RECHTE | 3 | 0,08% | -/- | -/- | +3 | +0,08% |
| DIE VIOLETTEN | 5 | 0,13% | -/- | -/- | +5 | +0,13% |
| LIEBE | 7 | 0,18% | -/- | -/- | +7 | +0,18% |
| DIE FRAUEN | 4 | 0,10% | -/- | -/- | +4 | +0,10% |
| Graue Panther | 12 | 0,31% | -/- | -/- | +12 | +0,31% |
| LKR | 1 | 0,03% | -/- | -/- | +1 | +0,03% |
| MENSCHLICHE WELT | 4 | 0,10% | -/- | -/- | +4 | +0,10% |
| NL | 1 | 0,03% | -/- | -/- | +1 | +0,03% |

| Partei | EW 2019 Stimmen | EW 2019 Prozent | EW 2014 Stimmen | EW 2014 Prozent | Differenz Stimmen | Differenz In Prozent |
|---------------------------------|--------------------|--------------------|--------------------|--------------------|----------------------|-------------------------|
| ÖkoLinX | 8 | 0,21% | -/- | -/- | +8 | +0,21% |
| Die Humanisten | 11 | 0,28% | -/- | -/- | +11 | +0,28% |
| PARTEI FÜR DIE TIERE | 10 | 0,26% | -/- | -/- | +10 | +0,26% |
| Gesundheitsforschung | 8 | 0,21% | -/- | -/- | +8 | +0,21% |
| Volt | 34 | 0,87% | -/- | -/- | +34 | +0,87% |
| AUF | -/- | -/- | 10 | 0,30% | -10 | -0,30% |
| BüSo | -/- | -/- | 2 | 0,06% | -2 | -0,06% |
| CM | -/- | -/- | 2 | 0,06% | -2 | -0,06% |
| REP | -/- | -/- | 15 | 0,45% | -15 | -0,45% |
| PBC | -/- | -/- | 3 | 0,09% | -3 | -0,09% |
| PRO NRW | -/- | -/- | 14 | 0,42% | -14 | -0,42% |

6 Krefeld-Fischeln

| | EW 2019 | EW 2014 | Differenz |
|-----------------------------------|---------------|---------------|---------------|
| Anzahl Wahlbezirke | 22 | | |
| Wahlbeteiligung | 62,08% | 52,76% | +9,32% |
| Wahlberechtigte insgesamt | 18.951 | 19.460 | -509 |
| Wahlberechtigte ohne Sperrvermerk | 15.922 | 16.910 | -988 |
| Wahlberechtigte mit Sperrvermerk | 3.029 | 2.550 | +479 |
| Wahlberechtigte § 24 Abs. 2 EuWO | 0 | 0 | 0 |
| Wähler insgesamt | 11.764 | 10.267 | +1.497 |
| Wähler mit Wahlschein | 2.882 | 2.335 | +547 |
| Ungültige Stimmen | 82 | 142 | -60 |
| Gültige Stimmen | 11.682 | 10.125 | +1.557 |

| | | | | | | | | |
|-------------------|------------|------------|--------------|------------|--------------|------------|---------------|-----------------|
| In Prozent | 28,22% | 19,33% | 24,41% | 7,40% | 3,75% | 7,24% | 1,92% | 7,74% |
| Stimmen | 3.297 | 2.258 | 2.851 | 864 | 438 | 846 | 224 | 904 |
| Partei | CDU | SPD | GRÜNE | AfD | LINKE | FDP | PARTEI | Sonstige |

| | | | | | | | | |
|---------------------------|------------|------------|--------------|------------|--------------|------------|---------------|-----------------|
| Gewinn In Prozent | | | +15,05% | +1,07% | | +2,56% | +1,30% | +2,38% |
| Verlust In Prozent | -5,76% | -16,26% | | | -0,33% | | | |
| Partei | CDU | SPD | GRÜNE | AfD | LINKE | FDP | PARTEI | Sonstige |

| Partei | EW 2019 Stimmen | EW 2019 Prozent | EW 2014 Stimmen | EW 2014 Prozent | Differenz Stimmen | Differenz In Prozent |
|--------------------------|--------------------|--------------------|--------------------|--------------------|----------------------|-------------------------|
| CDU | 3.297 | 28,22% | 3.440 | 33,98% | -143 | -5,76% |
| SPD | 2.258 | 19,33% | 3.603 | 35,59% | -1.345 | -16,26% |
| GRÜNE | 2.851 | 24,41% | 948 | 9,36% | +1.903 | +15,05% |
| AfD | 864 | 7,40% | 641 | 6,33% | +223 | +1,07% |
| DIE LINKE | 438 | 3,75% | 413 | 4,08% | +25 | -0,33% |
| FDP | 846 | 7,24% | 474 | 4,68% | +372 | +2,56% |
| PIRATEN | 71 | 0,61% | 157 | 1,55% | -86 | -0,94% |
| Tierschutzpartei | 184 | 1,58% | 104 | 1,03% | +80 | +0,55% |
| NPD | 13 | 0,11% | 61 | 0,60% | -48 | -0,49% |
| Die PARTEI | 224 | 1,92% | 63 | 0,62% | +161 | +1,30% |
| FAMILIE | 73 | 0,62% | 42 | 0,41% | +31 | +0,21% |
| FREIE WÄHLER | 68 | 0,58% | 36 | 0,36% | +32 | +0,22% |
| Volksabstimmung | 11 | 0,09% | 13 | 0,13% | -2 | -0,04% |
| ÖDP | 49 | 0,42% | 25 | 0,25% | +24 | +0,17% |
| DKP | 3 | 0,03% | 1 | 0,01% | +2 | +0,02% |
| MLPD | 6 | 0,05% | 11 | 0,11% | -5 | -0,06% |
| BP | 7 | 0,06% | 3 | 0,03% | +4 | +0,03% |
| SGP | 2 | 0,02% | 2 | 0,02% | 0 | 0,00% |
| TIERSCHUTZ hier! | 25 | 0,21% | -/- | -/- | +25 | +0,21% |
| Tierschutzallianz | 14 | 0,12% | -/- | -/- | +14 | +0,12% |
| Bündnis C | 8 | 0,07% | -/- | -/- | +8 | +0,07% |
| BIG | 85 | 0,73% | -/- | -/- | +85 | +0,73% |
| BGE | 11 | 0,09% | -/- | -/- | +11 | +0,09% |
| DIE DIREKTE! | 5 | 0,04% | -/- | -/- | +5 | +0,04% |
| DiEM25 | 27 | 0,23% | -/- | -/- | +27 | +0,23% |
| III. Weg | 1 | 0,01% | -/- | -/- | +1 | +0,01% |
| Die Grauen | 22 | 0,19% | -/- | -/- | +22 | +0,19% |
| DIE RECHTE | 3 | 0,03% | -/- | -/- | +3 | +0,03% |
| DIE VIOLETTEN | 4 | 0,03% | -/- | -/- | +4 | +0,03% |
| LIEBE | 6 | 0,05% | -/- | -/- | +6 | +0,05% |
| DIE FRAUEN | 11 | 0,09% | -/- | -/- | +11 | +0,09% |
| Graue Panther | 22 | 0,19% | -/- | -/- | +22 | +0,19% |
| LKR | 15 | 0,13% | -/- | -/- | +15 | +0,13% |
| MENSCHLICHE WELT | 5 | 0,04% | -/- | -/- | +5 | +0,04% |
| NL | 4 | 0,03% | -/- | -/- | +4 | +0,03% |

| Partei | EW 2019 Stimmen | EW 2019 Prozent | EW 2014 Stimmen | EW 2014 Prozent | Differenz Stimmen | Differenz In Prozent |
|---------------------------------|--------------------|--------------------|--------------------|--------------------|----------------------|-------------------------|
| ÖkoLinX | 12 | 0,10% | -/- | -/- | +12 | +0,10% |
| Die Humanisten | 19 | 0,16% | -/- | -/- | +19 | +0,16% |
| PARTEI FÜR DIE TIERE | 24 | 0,21% | -/- | -/- | +24 | +0,21% |
| Gesundheitsforschung | 14 | 0,12% | -/- | -/- | +14 | +0,12% |
| Volt | 80 | 0,68% | -/- | -/- | +80 | +0,68% |
| AUF | -/- | -/- | 13 | 0,13% | -13 | -0,13% |
| BüSo | -/- | -/- | 0 | 0,00% | 0 | 0,00% |
| CM | -/- | -/- | 5 | 0,05% | -5 | -0,05% |
| REP | -/- | -/- | 29 | 0,29% | -29 | -0,29% |
| PBC | -/- | -/- | 10 | 0,10% | -10 | -0,10% |
| PRO NRW | -/- | -/- | 31 | 0,31% | -31 | -0,31% |

7 Krefeld-Oppum-Linn

| | EW 2019 | EW 2014 | Differenz |
|-----------------------------------|---------------|---------------|---------------|
| Anzahl Wahlbezirke | 16 | | |
| Wahlbeteiligung | 55,98% | 47,39% | +8,59% |
| Wahlberechtigte insgesamt | 15.006 | 15.146 | -140 |
| Wahlberechtigte ohne Sperrvermerk | 12.914 | 13.312 | -398 |
| Wahlberechtigte mit Sperrvermerk | 2.092 | 1.834 | +258 |
| Wahlberechtigte § 24 Abs. 2 EuWO | 0 | 0 | 0 |
| Wähler insgesamt | 8.400 | 7.177 | +1.223 |
| Wähler mit Wahlschein | 1.974 | 1.649 | +325 |
| Ungültige Stimmen | 68 | 98 | -30 |
| Gültige Stimmen | 8.332 | 7.079 | +1.253 |

| | | | | | | | | |
|-------------------|------------|------------|--------------|------------|--------------|------------|---------------|-----------------|
| In Prozent | 24,34% | 22,17% | 22,29% | 9,06% | 4,16% | 6,96% | 2,14% | 8,88% |
| Stimmen | 2.028 | 1.847 | 1.857 | 755 | 347 | 580 | 178 | 740 |
| Partei | CDU | SPD | GRÜNE | AfD | LINKE | FDP | PARTEI | Sonstige |

| | | | | | | | | |
|---------------------------|------------|------------|--------------|------------|--------------|------------|---------------|-----------------|
| Gewinn In Prozent | | | +13,16% | +2,99% | | +3,23% | +1,41% | +2,52% |
| Verlust In Prozent | -7,40% | -15,84% | | | -0,06% | | | |
| Partei | CDU | SPD | GRÜNE | AfD | LINKE | FDP | PARTEI | Sonstige |

| Partei | EW 2019 Stimmen | EW 2019 Prozent | EW 2014 Stimmen | EW 2014 Prozent | Differenz Stimmen | Differenz In Prozent |
|--------------------------|--------------------|--------------------|--------------------|--------------------|----------------------|-------------------------|
| CDU | 2.028 | 24,34% | 2.247 | 31,74% | -219 | -7,40% |
| SPD | 1.847 | 22,17% | 2.691 | 38,01% | -844 | -15,84% |
| GRÜNE | 1.857 | 22,29% | 646 | 9,13% | +1.211 | +13,16% |
| AfD | 755 | 9,06% | 430 | 6,07% | +325 | +2,99% |
| DIE LINKE | 347 | 4,16% | 299 | 4,22% | +48 | -0,06% |
| FDP | 580 | 6,96% | 264 | 3,73% | +316 | +3,23% |
| PIRATEN | 66 | 0,79% | 129 | 1,82% | -63 | -1,03% |
| Tierschutzpartei | 156 | 1,87% | 97 | 1,37% | +59 | +0,50% |
| NPD | 13 | 0,16% | 48 | 0,68% | -35 | -0,52% |
| Die PARTEI | 178 | 2,14% | 52 | 0,73% | +126 | +1,41% |
| FAMILIE | 76 | 0,91% | 42 | 0,59% | +34 | +0,32% |
| FREIE WÄHLER | 36 | 0,43% | 27 | 0,38% | +9 | +0,05% |
| Volksabstimmung | 15 | 0,18% | 18 | 0,25% | -3 | -0,07% |
| ÖDP | 37 | 0,44% | 13 | 0,18% | +24 | +0,26% |
| DKP | 1 | 0,01% | 5 | 0,07% | -4 | -0,06% |
| MLPD | 2 | 0,02% | 2 | 0,03% | 0 | -0,01% |
| BP | 2 | 0,02% | 4 | 0,06% | -2 | -0,04% |
| SGP | 1 | 0,01% | 0 | 0,00% | +1 | +0,01% |
| TIERSCHUTZ hier! | 31 | 0,37% | -/- | -/- | +31 | +0,37% |
| Tierschutzallianz | 13 | 0,16% | -/- | -/- | +13 | +0,16% |
| Bündnis C | 8 | 0,10% | -/- | -/- | +8 | +0,10% |
| BIG | 41 | 0,49% | -/- | -/- | +41 | +0,49% |
| BGE | 10 | 0,12% | -/- | -/- | +10 | +0,12% |
| DIE DIREKTE! | 7 | 0,08% | -/- | -/- | +7 | +0,08% |
| DiEM25 | 33 | 0,40% | -/- | -/- | +33 | +0,40% |
| III. Weg | 1 | 0,01% | -/- | -/- | +1 | +0,01% |
| Die Grauen | 17 | 0,20% | -/- | -/- | +17 | +0,20% |
| DIE RECHTE | 2 | 0,02% | -/- | -/- | +2 | +0,02% |
| DIE VIOLETTEN | 0 | 0,00% | -/- | -/- | 0 | 0,00% |
| LIEBE | 7 | 0,08% | -/- | -/- | +7 | +0,08% |
| DIE FRAUEN | 9 | 0,11% | -/- | -/- | +9 | +0,11% |
| Graue Panther | 22 | 0,26% | -/- | -/- | +22 | +0,26% |
| LKR | 11 | 0,13% | -/- | -/- | +11 | +0,13% |
| MENSCHLICHE WELT | 7 | 0,08% | -/- | -/- | +7 | +0,08% |
| NL | 5 | 0,06% | -/- | -/- | +5 | +0,06% |

| Partei | EW 2019 Stimmen | EW 2019 Prozent | EW 2014 Stimmen | EW 2014 Prozent | Differenz Stimmen | Differenz In Prozent |
|---------------------------------|--------------------|--------------------|--------------------|--------------------|----------------------|-------------------------|
| ÖkoLinX | 6 | 0,07% | -/- | -/- | +6 | +0,07% |
| Die Humanisten | 12 | 0,14% | -/- | -/- | +12 | +0,14% |
| PARTEI FÜR DIE TIERE | 29 | 0,35% | -/- | -/- | +29 | +0,35% |
| Gesundheitsforschung | 12 | 0,14% | -/- | -/- | +12 | +0,14% |
| Volt | 52 | 0,62% | -/- | -/- | +52 | +0,62% |
| AUF | -/- | -/- | 8 | 0,11% | -8 | -0,11% |
| BüSo | -/- | -/- | 1 | 0,01% | -1 | -0,01% |
| CM | -/- | -/- | 6 | 0,08% | -6 | -0,08% |
| REP | -/- | -/- | 16 | 0,23% | -16 | -0,23% |
| PBC | -/- | -/- | 14 | 0,20% | -14 | -0,20% |
| PRO NRW | -/- | -/- | 20 | 0,28% | -20 | -0,28% |

8 Krefeld-Ost

| | EW 2019 | EW 2014 | Differenz |
|-----------------------------------|---------------|---------------|---------------|
| Anzahl Wahlbezirke | 31 | | |
| Wahlbeteiligung | 68,23% | 58,25% | +9,98% |
| Wahlberechtigte insgesamt | 29.123 | 28.984 | +139 |
| Wahlberechtigte ohne Sperrvermerk | 23.428 | 24.195 | -767 |
| Wahlberechtigte mit Sperrvermerk | 5.695 | 4.789 | +906 |
| Wahlberechtigte § 24 Abs. 2 EuWO | 0 | 0 | 0 |
| Wähler insgesamt | 19.870 | 16.883 | +2.987 |
| Wähler mit Wahlschein | 5.416 | 4.411 | +1.005 |
| Ungültige Stimmen | 149 | 244 | -95 |
| Gültige Stimmen | 19.721 | 16.639 | +3.082 |

| | | | | | | | | |
|-------------------|------------|------------|--------------|------------|--------------|------------|---------------|-----------------|
| In Prozent | 32,04% | 16,61% | 24,98% | 6,28% | 2,97% | 9,37% | 1,60% | 6,15% |
| Stimmen | 6.318 | 3.276 | 4.926 | 1.239 | 585 | 1.848 | 316 | 1.213 |
| Partei | CDU | SPD | GRÜNE | AfD | LINKE | FDP | PARTEI | Sonstige |

| | | | | | | | | |
|---------------------------|------------|------------|--------------|------------|--------------|------------|---------------|-----------------|
| Gewinn In Prozent | | | +14,88% | +0,20% | -0,26% | +2,15% | +1,07% | +1,70% |
| Verlust In Prozent | -7,10% | -12,63% | | | | | | |
| Partei | CDU | SPD | GRÜNE | AfD | LINKE | FDP | PARTEI | Sonstige |

| Partei | EW 2019 Stimmen | EW 2019 Prozent | EW 2014 Stimmen | EW 2014 Prozent | Differenz Stimmen | Differenz In Prozent |
|--------------------------|--------------------|--------------------|--------------------|--------------------|----------------------|-------------------------|
| CDU | 6.318 | 32,04% | 6.512 | 39,14% | -194 | -7,10% |
| SPD | 3.276 | 16,61% | 4.866 | 29,24% | -1.590 | -12,63% |
| GRÜNE | 4.926 | 24,98% | 1.680 | 10,10% | +3.246 | +14,88% |
| AfD | 1.239 | 6,28% | 1.012 | 6,08% | +227 | +0,20% |
| DIE LINKE | 585 | 2,97% | 538 | 3,23% | +47 | -0,26% |
| FDP | 1.848 | 9,37% | 1.201 | 7,22% | +647 | +2,15% |
| PIRATEN | 105 | 0,53% | 199 | 1,20% | -94 | -0,67% |
| Tierschutzpartei | 293 | 1,49% | 199 | 1,20% | +94 | +0,29% |
| NPD | 15 | 0,08% | 62 | 0,37% | -47 | -0,29% |
| Die PARTEI | 316 | 1,60% | 89 | 0,53% | +227 | +1,07% |
| FAMILIE | 102 | 0,52% | 58 | 0,35% | +44 | +0,17% |
| FREIE WÄHLER | 84 | 0,43% | 46 | 0,28% | +38 | +0,15% |
| Volksabstimmung | 23 | 0,12% | 35 | 0,21% | -12 | -0,09% |
| ÖDP | 80 | 0,41% | 29 | 0,17% | +51 | +0,24% |
| DKP | 1 | 0,01% | 2 | 0,01% | -1 | 0,00% |
| MLPD | 11 | 0,06% | 6 | 0,04% | +5 | +0,02% |
| BP | 16 | 0,08% | 4 | 0,02% | +12 | +0,06% |
| SGP | 1 | 0,01% | 1 | 0,01% | 0 | 0,00% |
| TIERSCHUTZ hier! | 36 | 0,18% | -/- | -/- | +36 | +0,18% |
| Tierschutzallianz | 20 | 0,10% | -/- | -/- | +20 | +0,10% |
| Bündnis C | 3 | 0,02% | -/- | -/- | +3 | +0,02% |
| BIG | 30 | 0,15% | -/- | -/- | +30 | +0,15% |
| BGE | 15 | 0,08% | -/- | -/- | +15 | +0,08% |
| DIE DIREKTE! | 13 | 0,07% | -/- | -/- | +13 | +0,07% |
| DiEM25 | 60 | 0,30% | -/- | -/- | +60 | +0,30% |
| III. Weg | 3 | 0,02% | -/- | -/- | +3 | +0,02% |
| Die Grauen | 28 | 0,14% | -/- | -/- | +28 | +0,14% |
| DIE RECHTE | 3 | 0,02% | -/- | -/- | +3 | +0,02% |
| DIE VIOLETTEN | 10 | 0,05% | -/- | -/- | +10 | +0,05% |
| LIEBE | 12 | 0,06% | -/- | -/- | +12 | +0,06% |
| DIE FRAUEN | 12 | 0,06% | -/- | -/- | +12 | +0,06% |
| Graue Panther | 30 | 0,15% | -/- | -/- | +30 | +0,15% |
| LKR | 13 | 0,07% | -/- | -/- | +13 | +0,07% |
| MENSCHLICHE WELT | 12 | 0,06% | -/- | -/- | +12 | +0,06% |
| NL | 8 | 0,04% | -/- | -/- | +8 | +0,04% |

| Partei | EW 2019 Stimmen | EW 2019 Prozent | EW 2014 Stimmen | EW 2014 Prozent | Differenz Stimmen | Differenz In Prozent |
|---------------------------------|--------------------|--------------------|--------------------|--------------------|----------------------|-------------------------|
| ÖkoLinX | 8 | 0,04% | -/- | -/- | +8 | +0,04% |
| Die Humanisten | 15 | 0,08% | -/- | -/- | +15 | +0,08% |
| PARTEI FÜR DIE TIERE | 26 | 0,13% | -/- | -/- | +26 | +0,13% |
| Gesundheitsforschung | 20 | 0,10% | -/- | -/- | +20 | +0,10% |
| Volt | 105 | 0,53% | -/- | -/- | +105 | +0,53% |
| AUF | -/- | -/- | 15 | 0,09% | -15 | -0,09% |
| BüSo | -/- | -/- | 1 | 0,01% | -1 | -0,01% |
| CM | -/- | -/- | 8 | 0,05% | -8 | -0,05% |
| REP | -/- | -/- | 21 | 0,13% | -21 | -0,13% |
| PBC | -/- | -/- | 5 | 0,03% | -5 | -0,03% |
| PRO NRW | -/- | -/- | 50 | 0,30% | -50 | -0,30% |

9 Krefeld-Uerdingen

| | EW 2019 | EW 2014 | Differenz |
|-----------------------------------|---------------|---------------|----------------|
| Anzahl Wahlbezirke | 15 | | |
| Wahlbeteiligung | 58,72% | 47,51% | +11,21% |
| Wahlberechtigte insgesamt | 13.853 | 14.062 | -209 |
| Wahlberechtigte ohne Sperrvermerk | 11.750 | 12.321 | -571 |
| Wahlberechtigte mit Sperrvermerk | 2.103 | 1.741 | +362 |
| Wahlberechtigte § 24 Abs. 2 EuWO | 0 | 0 | 0 |
| Wähler insgesamt | 8.135 | 6.681 | +1.454 |
| Wähler mit Wahlschein | 1.986 | 1.596 | +390 |
| Ungültige Stimmen | 74 | 92 | -18 |
| Gültige Stimmen | 8.061 | 6.589 | +1.472 |

| | | | | | | | | |
|-------------------|------------|------------|--------------|------------|--------------|------------|---------------|-----------------|
| In Prozent | 24,87% | 20,62% | 22,28% | 8,21% | 4,78% | 7,55% | 2,74% | 8,94% |
| Stimmen | 2.005 | 1.662 | 1.796 | 662 | 385 | 609 | 221 | 721 |
| Partei | CDU | SPD | GRÜNE | AfD | LINKE | FDP | PARTEI | Sonstige |

| | | | | | | | | |
|---------------------------|------------|------------|--------------|------------|--------------|------------|---------------|-----------------|
| Gewinn In Prozent | | | +13,74% | +2,55% | | +3,36% | +1,95% | +2,37% |
| Verlust In Prozent | -6,50% | -17,38% | | | -0,09% | | | |
| Partei | CDU | SPD | GRÜNE | AfD | LINKE | FDP | PARTEI | Sonstige |

| Partei | EW 2019 Stimmen | EW 2019 Prozent | EW 2014 Stimmen | EW 2014 Prozent | Differenz Stimmen | Differenz In Prozent |
|--------------------------|--------------------|--------------------|--------------------|--------------------|----------------------|-------------------------|
| CDU | 2.005 | 24,87% | 2.067 | 31,37% | -62 | -6,50% |
| SPD | 1.662 | 20,62% | 2.504 | 38,00% | -842 | -17,38% |
| GRÜNE | 1.796 | 22,28% | 563 | 8,54% | +1.233 | +13,74% |
| AfD | 662 | 8,21% | 373 | 5,66% | +289 | +2,55% |
| DIE LINKE | 385 | 4,78% | 321 | 4,87% | +64 | -0,09% |
| FDP | 609 | 7,55% | 276 | 4,19% | +333 | +3,36% |
| PIRATEN | 71 | 0,88% | 139 | 2,11% | -68 | -1,23% |
| Tierschutzpartei | 159 | 1,97% | 88 | 1,34% | +71 | +0,63% |
| NPD | 14 | 0,17% | 35 | 0,53% | -21 | -0,36% |
| Die PARTEI | 221 | 2,74% | 52 | 0,79% | +169 | +1,95% |
| FAMILIE | 79 | 0,98% | 37 | 0,56% | +42 | +0,42% |
| FREIE WÄHLER | 68 | 0,84% | 28 | 0,42% | +40 | +0,42% |
| Volksabstimmung | 6 | 0,07% | 26 | 0,39% | -20 | -0,32% |
| ÖDP | 24 | 0,30% | 7 | 0,11% | +17 | +0,19% |
| DKP | 1 | 0,01% | 1 | 0,02% | 0 | -0,01% |
| MLPD | 14 | 0,17% | 2 | 0,03% | +12 | +0,14% |
| BP | 3 | 0,04% | 1 | 0,02% | +2 | +0,02% |
| SGP | 0 | 0,00% | 0 | 0,00% | 0 | 0,00% |
| TIERSCHUTZ hier! | 21 | 0,26% | -/- | -/- | +21 | +0,26% |
| Tierschutzallianz | 14 | 0,17% | -/- | -/- | +14 | +0,17% |
| Bündnis C | 10 | 0,12% | -/- | -/- | +10 | +0,12% |
| BIG | 22 | 0,27% | -/- | -/- | +22 | +0,27% |
| BGE | 6 | 0,07% | -/- | -/- | +6 | +0,07% |
| DIE DIREKTE! | 6 | 0,07% | -/- | -/- | +6 | +0,07% |
| DiEM25 | 26 | 0,32% | -/- | -/- | +26 | +0,32% |
| III. Weg | 0 | 0,00% | -/- | -/- | 0 | 0,00% |
| Die Grauen | 17 | 0,21% | -/- | -/- | +17 | +0,21% |
| DIE RECHTE | 8 | 0,10% | -/- | -/- | +8 | +0,10% |
| DIE VIOLETTEN | 8 | 0,10% | -/- | -/- | +8 | +0,10% |
| LIEBE | 6 | 0,07% | -/- | -/- | +6 | +0,07% |
| DIE FRAUEN | 11 | 0,14% | -/- | -/- | +11 | +0,14% |
| Graue Panther | 19 | 0,24% | -/- | -/- | +19 | +0,24% |
| LKR | 1 | 0,01% | -/- | -/- | +1 | +0,01% |
| MENSCHLICHE WELT | 3 | 0,04% | -/- | -/- | +3 | +0,04% |
| NL | 5 | 0,06% | -/- | -/- | +5 | +0,06% |

| Partei | EW 2019 Stimmen | EW 2019 Prozent | EW 2014 Stimmen | EW 2014 Prozent | Differenz Stimmen | Differenz In Prozent |
|---------------------------------|--------------------|--------------------|--------------------|--------------------|----------------------|-------------------------|
| ÖkoLinX | 1 | 0,01% | -/- | -/- | +1 | +0,01% |
| Die Humanisten | 15 | 0,19% | -/- | -/- | +15 | +0,19% |
| PARTEI FÜR DIE TIERE | 31 | 0,38% | -/- | -/- | +31 | +0,38% |
| Gesundheitsforschung | 11 | 0,14% | -/- | -/- | +11 | +0,14% |
| Volt | 41 | 0,51% | -/- | -/- | +41 | +0,51% |
| AUF | -/- | -/- | 8 | 0,12% | -8 | -0,12% |
| BüSo | -/- | -/- | 2 | 0,03% | -2 | -0,03% |
| CM | -/- | -/- | 4 | 0,06% | -4 | -0,06% |
| REP | -/- | -/- | 16 | 0,24% | -16 | -0,24% |
| PBC | -/- | -/- | 11 | 0,17% | -11 | -0,17% |
| PRO NRW | -/- | -/- | 28 | 0,42% | -28 | -0,42% |

Ratswahlbezirke

11 Benrad/Forstwald

| | EW 2019 | EW 2014 | Differenz |
|-----------------------------------|---------------|---------------|---------------|
| Anzahl Wahlbezirke | 7 | | |
| Wahlbeteiligung | 65,46% | 56,60% | +8,86% |
| Wahlberechtigte insgesamt | 6.593 | 6.804 | -211 |
| Wahlberechtigte ohne Sperrvermerk | 5.464 | 5.801 | -337 |
| Wahlberechtigte mit Sperrvermerk | 1.129 | 1.003 | +126 |
| Wahlberechtigte § 24 Abs. 2 EuWO | 0 | 0 | 0 |
| Wähler insgesamt | 4.316 | 3.851 | +465 |
| Wähler mit Wahlschein | 1.072 | 944 | +128 |
| Ungültige Stimmen | 39 | 52 | -13 |
| Gültige Stimmen | 4.277 | 3.799 | +478 |

| | | | | | | | | |
|-------------------|------------|------------|--------------|------------|--------------|------------|---------------|-----------------|
| In Prozent | 30,84% | 16,69% | 23,75% | 8,32% | 4,00% | 8,18% | 1,47% | 6,73% |
| Stimmen | 1.319 | 714 | 1.016 | 356 | 171 | 350 | 63 | 288 |
| Partei | CDU | SPD | GRÜNE | AfD | LINKE | FDP | PARTEI | Sonstige |

| | | | | | | | | |
|---------------------------|------------|------------|--------------|------------|--------------|------------|---------------|-----------------|
| Gewinn In Prozent | | | +13,91% | +2,00% | | +1,13% | +1,00% | +2,39% |
| Verlust In Prozent | -6,93% | -12,92% | | | -0,58% | | | |
| Partei | CDU | SPD | GRÜNE | AfD | LINKE | FDP | PARTEI | Sonstige |

| Partei | EW 2019 Stimmen | EW 2019 Prozent | EW 2014 Stimmen | EW 2014 Prozent | Differenz Stimmen | Differenz In Prozent |
|--------------------------|--------------------|--------------------|--------------------|--------------------|----------------------|-------------------------|
| CDU | 1.319 | 30,84% | 1.435 | 37,77% | -116 | -6,93% |
| SPD | 714 | 16,69% | 1.125 | 29,61% | -411 | -12,92% |
| GRÜNE | 1.016 | 23,75% | 374 | 9,84% | +642 | +13,91% |
| AfD | 356 | 8,32% | 240 | 6,32% | +116 | +2,00% |
| DIE LINKE | 171 | 4,00% | 174 | 4,58% | -3 | -0,58% |
| FDP | 350 | 8,18% | 268 | 7,05% | +82 | +1,13% |
| PIRATEN | 14 | 0,33% | 42 | 1,11% | -28 | -0,78% |
| Tierschutzpartei | 61 | 1,43% | 40 | 1,05% | +21 | +0,38% |
| NPD | 5 | 0,12% | 12 | 0,32% | -7 | -0,20% |
| Die PARTEI | 63 | 1,47% | 18 | 0,47% | +45 | +1,00% |
| FAMILIE | 20 | 0,47% | 15 | 0,39% | +5 | +0,08% |
| FREIE WÄHLER | 23 | 0,54% | 19 | 0,50% | +4 | +0,04% |
| Volksabstimmung | 7 | 0,16% | 5 | 0,13% | +2 | +0,03% |
| ÖDP | 12 | 0,28% | 4 | 0,11% | +8 | +0,17% |
| DKP | 7 | 0,16% | 1 | 0,03% | +6 | +0,13% |
| MLPD | 0 | 0,00% | 0 | 0,00% | 0 | 0,00% |
| BP | 2 | 0,05% | 2 | 0,05% | 0 | 0,00% |
| SGP | 1 | 0,02% | 0 | 0,00% | +1 | +0,02% |
| TIERSCHUTZ hier! | 10 | 0,23% | -/- | -/- | +10 | +0,23% |
| Tierschutzallianz | 9 | 0,21% | -/- | -/- | +9 | +0,21% |
| Bündnis C | 6 | 0,14% | -/- | -/- | +6 | +0,14% |
| BIG | 17 | 0,40% | -/- | -/- | +17 | +0,40% |
| BGE | 5 | 0,12% | -/- | -/- | +5 | +0,12% |
| DIE DIREKTE! | 3 | 0,07% | -/- | -/- | +3 | +0,07% |
| DiEM25 | 5 | 0,12% | -/- | -/- | +5 | +0,12% |
| III. Weg | 0 | 0,00% | -/- | -/- | 0 | 0,00% |
| Die Grauen | 15 | 0,35% | -/- | -/- | +15 | +0,35% |
| DIE RECHTE | 2 | 0,05% | -/- | -/- | +2 | +0,05% |
| DIE VIOLETTEN | 4 | 0,09% | -/- | -/- | +4 | +0,09% |
| LIEBE | 1 | 0,02% | -/- | -/- | +1 | +0,02% |
| DIE FRAUEN | 4 | 0,09% | -/- | -/- | +4 | +0,09% |
| Graue Panther | 4 | 0,09% | -/- | -/- | +4 | +0,09% |
| LKR | 9 | 0,21% | -/- | -/- | +9 | +0,21% |
| MENSCHLICHE WELT | 1 | 0,02% | -/- | -/- | +1 | +0,02% |
| NL | 3 | 0,07% | -/- | -/- | +3 | +0,07% |

| Partei | EW 2019 Stimmen | EW 2019 Prozent | EW 2014 Stimmen | EW 2014 Prozent | Differenz Stimmen | Differenz In Prozent |
|---------------------------------|--------------------|--------------------|--------------------|--------------------|----------------------|-------------------------|
| ÖkoLinX | 1 | 0,02% | -/- | -/- | +1 | +0,02% |
| Die Humanisten | 0 | 0,00% | -/- | -/- | 0 | 0,00% |
| PARTEI FÜR DIE TIERE | 9 | 0,21% | -/- | -/- | +9 | +0,21% |
| Gesundheitsforschung | 10 | 0,23% | -/- | -/- | +10 | +0,23% |
| Volt | 18 | 0,42% | -/- | -/- | +18 | +0,42% |
| AUF | -/- | -/- | 3 | 0,08% | -3 | -0,08% |
| BüSo | -/- | -/- | 1 | 0,03% | -1 | -0,03% |
| CM | -/- | -/- | 0 | 0,00% | 0 | 0,00% |
| REP | -/- | -/- | 7 | 0,18% | -7 | -0,18% |
| PBC | -/- | -/- | 3 | 0,08% | -3 | -0,08% |
| PRO NRW | -/- | -/- | 11 | 0,29% | -11 | -0,29% |

12 Stahldorf

| | EW 2019 | EW 2014 | Differenz |
|-----------------------------------|---------------|---------------|---------------|
| Anzahl Wahlbezirke | 5 | | |
| Wahlbeteiligung | 45,71% | 40,56% | +5,15% |
| Wahlberechtigte insgesamt | 3.997 | 4.137 | -140 |
| Wahlberechtigte ohne Sperrvermerk | 3.625 | 3.819 | -194 |
| Wahlberechtigte mit Sperrvermerk | 372 | 318 | +54 |
| Wahlberechtigte § 24 Abs. 2 EuWO | 0 | 0 | 0 |
| Wähler insgesamt | 1.827 | 1.678 | +149 |
| Wähler mit Wahlschein | 364 | 285 | +79 |
| Ungültige Stimmen | 16 | 41 | -25 |
| Gültige Stimmen | 1.811 | 1.637 | +174 |

| | CDU | SPD | GRÜNE | AfD | LINKE | FDP | BIG | Sonstige |
|-------------------|------------|------------|--------------|------------|--------------|------------|------------|-----------------|
| In Prozent | 21,65% | 22,81% | 19,33% | 10,49% | 5,36% | 6,13% | 3,15% | 11,10% |
| Stimmen | 392 | 413 | 350 | 190 | 97 | 111 | 57 | 201 |
| Partei | CDU | SPD | GRÜNE | AfD | LINKE | FDP | BIG | Sonstige |

| | CDU | SPD | GRÜNE | AfD | LINKE | FDP | BIG | Sonstige |
|---------------------------|------------|------------|--------------|------------|--------------|------------|------------|-----------------|
| Gewinn In Prozent | | | +12,92% | +3,22% | | +2,40% | +3,15% | +3,83% |
| Verlust In Prozent | -5,17% | -20,01% | | | -0,32% | | | |
| Partei | CDU | SPD | GRÜNE | AfD | LINKE | FDP | BIG | Sonstige |

| Partei | EW 2019 Stimmen | EW 2019 Prozent | EW 2014 Stimmen | EW 2014 Prozent | Differenz Stimmen | Differenz In Prozent |
|---------------------|--------------------|--------------------|--------------------|--------------------|----------------------|-------------------------|
| CDU | 392 | 21,65% | 439 | 26,82% | -47 | -5,17% |
| SPD | 413 | 22,81% | 701 | 42,82% | -288 | -20,01% |
| GRÜNE | 350 | 19,33% | 105 | 6,41% | +245 | +12,92% |
| AfD | 190 | 10,49% | 119 | 7,27% | +71 | +3,22% |
| DIE LINKE | 97 | 5,36% | 93 | 5,68% | +4 | -0,32% |
| FDP | 111 | 6,13% | 61 | 3,73% | +50 | +2,40% |
| PIRATEN | 14 | 0,77% | 21 | 1,28% | -7 | -0,51% |
| Tierschutzpartei | 40 | 2,21% | 26 | 1,59% | +14 | +0,62% |
| NPD | 2 | 0,11% | 16 | 0,98% | -14 | -0,87% |
| Die PARTEI | 41 | 2,26% | 12 | 0,73% | +29 | +1,53% |
| FAMILIE | 13 | 0,72% | 10 | 0,61% | +3 | +0,11% |
| FREIE WÄHLER | 11 | 0,61% | 7 | 0,43% | +4 | +0,18% |
| Volksabstimmung | 4 | 0,22% | 3 | 0,18% | +1 | +0,04% |
| ÖDP | 7 | 0,39% | 1 | 0,06% | +6 | +0,33% |
| DKP | 0 | 0,00% | 1 | 0,06% | -1 | -0,06% |
| MLPD | 1 | 0,06% | 5 | 0,31% | -4 | -0,25% |
| BP | 2 | 0,11% | 0 | 0,00% | +2 | +0,11% |
| SGP | 0 | 0,00% | 0 | 0,00% | 0 | 0,00% |
| TIERSCHUTZ hier! | 4 | 0,22% | -/- | -/- | +4 | +0,22% |
| Tierschutzallianz | 1 | 0,06% | -/- | -/- | +1 | +0,06% |
| Bündnis C | 2 | 0,11% | -/- | -/- | +2 | +0,11% |
| BIG | 57 | 3,15% | -/- | -/- | +57 | +3,15% |
| BGE | 3 | 0,17% | -/- | -/- | +3 | +0,17% |
| DIE DIREKTE! | 0 | 0,00% | -/- | -/- | 0 | 0,00% |
| DiEM25 | 2 | 0,11% | -/- | -/- | +2 | +0,11% |
| III. Weg | 0 | 0,00% | -/- | -/- | 0 | 0,00% |
| Die Grauen | 6 | 0,33% | -/- | -/- | +6 | +0,33% |
| DIE RECHTE | 0 | 0,00% | -/- | -/- | 0 | 0,00% |
| DIE VIOLETTEN | 1 | 0,06% | -/- | -/- | +1 | +0,06% |
| LIEBE | 2 | 0,11% | -/- | -/- | +2 | +0,11% |
| DIE FRAUEN | 3 | 0,17% | -/- | -/- | +3 | +0,17% |
| Graue Panther | 5 | 0,28% | -/- | -/- | +5 | +0,28% |
| LKR | 5 | 0,28% | -/- | -/- | +5 | +0,28% |
| MENSCHLICHE WELT | 1 | 0,06% | -/- | -/- | +1 | +0,06% |
| NL | 1 | 0,06% | -/- | -/- | +1 | +0,06% |

| Partei | EW 2019 Stimmen | EW 2019 Prozent | EW 2014 Stimmen | EW 2014 Prozent | Differenz Stimmen | Differenz In Prozent |
|---------------------------------|--------------------|--------------------|--------------------|--------------------|----------------------|-------------------------|
| ÖkoLinX | 7 | 0,39% | -/- | -/- | +7 | +0,39% |
| Die Humanisten | 2 | 0,11% | -/- | -/- | +2 | +0,11% |
| PARTEI FÜR DIE TIERE | 5 | 0,28% | -/- | -/- | +5 | +0,28% |
| Gesundheitsforschung | 6 | 0,33% | -/- | -/- | +6 | +0,33% |
| Volt | 10 | 0,55% | -/- | -/- | +10 | +0,55% |
| AUF | -/- | -/- | 2 | 0,12% | -2 | -0,12% |
| BüSo | -/- | -/- | 0 | 0,00% | 0 | 0,00% |
| CM | -/- | -/- | 1 | 0,06% | -1 | -0,06% |
| REP | -/- | -/- | 4 | 0,24% | -4 | -0,24% |
| PBC | -/- | -/- | 0 | 0,00% | 0 | 0,00% |
| PRO NRW | -/- | -/- | 10 | 0,61% | -10 | -0,61% |

13 Lindental/Gatherhof

| | EW 2019 | EW 2014 | Differenz |
|-----------------------------------|---------------|---------------|---------------|
| Anzahl Wahlbezirke | 7 | | |
| Wahlbeteiligung | 53,41% | 44,14% | +9,27% |
| Wahlberechtigte insgesamt | 6.444 | 6.765 | -321 |
| Wahlberechtigte ohne Sperrvermerk | 5.507 | 5.946 | -439 |
| Wahlberechtigte mit Sperrvermerk | 937 | 819 | +118 |
| Wahlberechtigte § 24 Abs. 2 EuWO | 0 | 0 | 0 |
| Wähler insgesamt | 3.442 | 2.986 | +456 |
| Wähler mit Wahlschein | 882 | 736 | +146 |
| Ungültige Stimmen | 32 | 32 | 0 |
| Gültige Stimmen | 3.410 | 2.954 | +456 |

| | | | | | | | | |
|-------------------|------------|------------|--------------|------------|--------------|------------|---------------|-----------------|
| In Prozent | 23,46% | 20,41% | 25,63% | 7,60% | 5,66% | 5,92% | 3,05% | 8,27% |
| Stimmen | 800 | 696 | 874 | 259 | 193 | 202 | 104 | 282 |
| Partei | CDU | SPD | GRÜNE | AfD | LINKE | FDP | PARTEI | Sonstige |

| | | | | | | | | |
|---------------------------|------------|------------|--------------|------------|--------------|------------|---------------|-----------------|
| Gewinn In Prozent | | | +14,05% | +3,06% | | +1,52% | +2,27% | +3,16% |
| Verlust In Prozent | -6,94% | -15,71% | | | -1,42% | | | |
| Partei | CDU | SPD | GRÜNE | AfD | LINKE | FDP | PARTEI | Sonstige |

| Partei | EW 2019 Stimmen | EW 2019 Prozent | EW 2014 Stimmen | EW 2014 Prozent | Differenz Stimmen | Differenz In Prozent |
|--------------------------|--------------------|--------------------|--------------------|--------------------|----------------------|-------------------------|
| CDU | 800 | 23,46% | 898 | 30,40% | -98 | -6,94% |
| SPD | 696 | 20,41% | 1.067 | 36,12% | -371 | -15,71% |
| GRÜNE | 874 | 25,63% | 342 | 11,58% | +532 | +14,05% |
| AfD | 259 | 7,60% | 134 | 4,54% | +125 | +3,06% |
| DIE LINKE | 193 | 5,66% | 209 | 7,08% | -16 | -1,42% |
| FDP | 202 | 5,92% | 130 | 4,40% | +72 | +1,52% |
| PIRATEN | 28 | 0,82% | 39 | 1,32% | -11 | -0,50% |
| Tierschutzpartei | 61 | 1,79% | 24 | 0,81% | +37 | +0,98% |
| NPD | 9 | 0,26% | 19 | 0,64% | -10 | -0,38% |
| Die PARTEI | 104 | 3,05% | 23 | 0,78% | +81 | +2,27% |
| FAMILIE | 23 | 0,67% | 14 | 0,47% | +9 | +0,20% |
| FREIE WÄHLER | 18 | 0,53% | 15 | 0,51% | +3 | +0,02% |
| Volksabstimmung | 4 | 0,12% | 10 | 0,34% | -6 | -0,22% |
| ÖDP | 21 | 0,62% | 7 | 0,24% | +14 | +0,38% |
| DKP | 3 | 0,09% | 0 | 0,00% | +3 | +0,09% |
| MLPD | 1 | 0,03% | 0 | 0,00% | +1 | +0,03% |
| BP | 0 | 0,00% | 1 | 0,03% | -1 | -0,03% |
| SGP | 0 | 0,00% | 2 | 0,07% | -2 | -0,07% |
| TIERSCHUTZ hier! | 5 | 0,15% | -/- | -/- | +5 | +0,15% |
| Tierschutzallianz | 2 | 0,06% | -/- | -/- | +2 | +0,06% |
| Bündnis C | 4 | 0,12% | -/- | -/- | +4 | +0,12% |
| BIG | 20 | 0,59% | -/- | -/- | +20 | +0,59% |
| BGE | 0 | 0,00% | -/- | -/- | 0 | 0,00% |
| DIE DIREKTE! | 2 | 0,06% | -/- | -/- | +2 | +0,06% |
| DiEM25 | 13 | 0,38% | -/- | -/- | +13 | +0,38% |
| III. Weg | 1 | 0,03% | -/- | -/- | +1 | +0,03% |
| Die Grauen | 6 | 0,18% | -/- | -/- | +6 | +0,18% |
| DIE RECHTE | 4 | 0,12% | -/- | -/- | +4 | +0,12% |
| DIE VIOLETTEN | 4 | 0,12% | -/- | -/- | +4 | +0,12% |
| LIEBE | 1 | 0,03% | -/- | -/- | +1 | +0,03% |
| DIE FRAUEN | 3 | 0,09% | -/- | -/- | +3 | +0,09% |
| Graue Panther | 5 | 0,15% | -/- | -/- | +5 | +0,15% |
| LKR | 1 | 0,03% | -/- | -/- | +1 | +0,03% |
| MENSCHLICHE WELT | 4 | 0,12% | -/- | -/- | +4 | +0,12% |
| NL | 1 | 0,03% | -/- | -/- | +1 | +0,03% |

| Partei | EW 2019 Stimmen | EW 2019 Prozent | EW 2014 Stimmen | EW 2014 Prozent | Differenz Stimmen | Differenz In Prozent |
|---------------------------------|--------------------|--------------------|--------------------|--------------------|----------------------|-------------------------|
| ÖkoLinX | 6 | 0,18% | -/- | -/- | +6 | +0,18% |
| Die Humanisten | 3 | 0,09% | -/- | -/- | +3 | +0,09% |
| PARTEI FÜR DIE TIERE | 3 | 0,09% | -/- | -/- | +3 | +0,09% |
| Gesundheitsforschung | 5 | 0,15% | -/- | -/- | +5 | +0,15% |
| Volt | 21 | 0,62% | -/- | -/- | +21 | +0,62% |
| AUF | -/- | -/- | 2 | 0,07% | -2 | -0,07% |
| BüSo | -/- | -/- | 3 | 0,10% | -3 | -0,10% |
| CM | -/- | -/- | 1 | 0,03% | -1 | -0,03% |
| REP | -/- | -/- | 6 | 0,20% | -6 | -0,20% |
| PBC | -/- | -/- | 0 | 0,00% | 0 | 0,00% |
| PRO NRW | -/- | -/- | 8 | 0,27% | -8 | -0,27% |

14 Fischeln-Süd

| | EW 2019 | EW 2014 | Differenz |
|-----------------------------------|---------------|---------------|---------------|
| Anzahl Wahlbezirke | 5 | | |
| Wahlbeteiligung | 70,94% | 61,00% | +9,94% |
| Wahlberechtigte insgesamt | 5.166 | 5.269 | -103 |
| Wahlberechtigte ohne Sperrvermerk | 4.151 | 4.495 | -344 |
| Wahlberechtigte mit Sperrvermerk | 1.015 | 774 | +241 |
| Wahlberechtigte § 24 Abs. 2 EuWO | 0 | 0 | 0 |
| Wähler insgesamt | 3.665 | 3.214 | +451 |
| Wähler mit Wahlschein | 971 | 738 | +233 |
| Ungültige Stimmen | 18 | 31 | -13 |
| Gültige Stimmen | 3.647 | 3.183 | +464 |

| In Prozent | 31,51% | 16,56% | 26,65% | 5,92% | 3,26% | 8,06% | 1,59% | 6,44% |
|------------|--------|--------|--------|-------|-------|-------|--------|----------|
| Stimmen | 1.149 | 604 | 972 | 216 | 119 | 294 | 58 | 235 |
| Partei | CDU | SPD | GRÜNE | AfD | LINKE | FDP | PARTEI | Sonstige |

| | | | | | | | | |
|--------------------|--------|---------|---------|--------|--------|--------|--------|----------|
| Gewinn In Prozent | | | +16,19% | | | +3,38% | +1,06% | +1,92% |
| Verlust In Prozent | -4,65% | -17,40% | | -0,58% | +0,09% | | | |
| Partei | CDU | SPD | GRÜNE | AfD | LINKE | FDP | PARTEI | Sonstige |

| Partei | EW 2019 Stimmen | EW 2019 Prozent | EW 2014 Stimmen | EW 2014 Prozent | Differenz Stimmen | Differenz In Prozent |
|--------------------------|--------------------|--------------------|--------------------|--------------------|----------------------|-------------------------|
| CDU | 1.149 | 31,51% | 1.151 | 36,16% | -2 | -4,65% |
| SPD | 604 | 16,56% | 1.081 | 33,96% | -477 | -17,40% |
| GRÜNE | 972 | 26,65% | 333 | 10,46% | +639 | +16,19% |
| AfD | 216 | 5,92% | 207 | 6,50% | +9 | -0,58% |
| DIE LINKE | 119 | 3,26% | 101 | 3,17% | +18 | +0,09% |
| FDP | 294 | 8,06% | 149 | 4,68% | +145 | +3,38% |
| PIRATEN | 19 | 0,52% | 41 | 1,29% | -22 | -0,77% |
| Tierschutzpartei | 42 | 1,15% | 23 | 0,72% | +19 | +0,43% |
| NPD | 4 | 0,11% | 11 | 0,35% | -7 | -0,24% |
| Die PARTEI | 58 | 1,59% | 17 | 0,53% | +41 | +1,06% |
| FAMILIE | 23 | 0,63% | 16 | 0,50% | +7 | +0,13% |
| FREIE WÄHLER | 25 | 0,69% | 11 | 0,35% | +14 | +0,34% |
| Volksabstimmung | 1 | 0,03% | 2 | 0,06% | -1 | -0,03% |
| ÖDP | 16 | 0,44% | 12 | 0,38% | +4 | +0,06% |
| DKP | 0 | 0,00% | 0 | 0,00% | 0 | 0,00% |
| MLPD | 4 | 0,11% | 4 | 0,13% | 0 | -0,02% |
| BP | 2 | 0,05% | 1 | 0,03% | +1 | +0,02% |
| SGP | 2 | 0,05% | 2 | 0,06% | 0 | -0,01% |
| TIERSCHUTZ hier! | 6 | 0,16% | -/- | -/- | +6 | +0,16% |
| Tierschutzallianz | 5 | 0,14% | -/- | -/- | +5 | +0,14% |
| Bündnis C | 0 | 0,00% | -/- | -/- | 0 | 0,00% |
| BIG | 13 | 0,36% | -/- | -/- | +13 | +0,36% |
| BGE | 1 | 0,03% | -/- | -/- | +1 | +0,03% |
| DIE DIREKTE! | 0 | 0,00% | -/- | -/- | 0 | 0,00% |
| DiEM25 | 11 | 0,30% | -/- | -/- | +11 | +0,30% |
| III. Weg | 0 | 0,00% | -/- | -/- | 0 | 0,00% |
| Die Grauen | 5 | 0,14% | -/- | -/- | +5 | +0,14% |
| DIE RECHTE | 0 | 0,00% | -/- | -/- | 0 | 0,00% |
| DIE VIOLETTEN | 1 | 0,03% | -/- | -/- | +1 | +0,03% |
| LIEBE | 1 | 0,03% | -/- | -/- | +1 | +0,03% |
| DIE FRAUEN | 4 | 0,11% | -/- | -/- | +4 | +0,11% |
| Graue Panther | 5 | 0,14% | -/- | -/- | +5 | +0,14% |
| LKR | 4 | 0,11% | -/- | -/- | +4 | +0,11% |
| MENSCHLICHE WELT | 1 | 0,03% | -/- | -/- | +1 | +0,03% |
| NL | 2 | 0,05% | -/- | -/- | +2 | +0,05% |

| Partei | EW 2019 Stimmen | EW 2019 Prozent | EW 2014 Stimmen | EW 2014 Prozent | Differenz Stimmen | Differenz In Prozent |
|---------------------------------|--------------------|--------------------|--------------------|--------------------|----------------------|-------------------------|
| ÖkoLinX | 1 | 0,03% | -/- | -/- | +1 | +0,03% |
| Die Humanisten | 4 | 0,11% | -/- | -/- | +4 | +0,11% |
| PARTEI FÜR DIE TIERE | 4 | 0,11% | -/- | -/- | +4 | +0,11% |
| Gesundheitsforschung | 4 | 0,11% | -/- | -/- | +4 | +0,11% |
| Volt | 25 | 0,69% | -/- | -/- | +25 | +0,69% |
| AUF | -/- | -/- | 3 | 0,09% | -3 | -0,09% |
| BüSo | -/- | -/- | 0 | 0,00% | 0 | 0,00% |
| CM | -/- | -/- | 0 | 0,00% | 0 | 0,00% |
| REP | -/- | -/- | 11 | 0,35% | -11 | -0,35% |
| PBC | -/- | -/- | 2 | 0,06% | -2 | -0,06% |
| PRO NRW | -/- | -/- | 5 | 0,16% | -5 | -0,16% |

15 Westbahnhof/Schicksbaum

| | EW 2019 | EW 2014 | Differenz |
|-----------------------------------|---------------|---------------|----------------|
| Anzahl Wahlbezirke | 8 | | |
| Wahlbeteiligung | 51,12% | 40,61% | +10,51% |
| Wahlberechtigte insgesamt | 6.845 | 6.737 | +108 |
| Wahlberechtigte ohne Sperrvermerk | 6.090 | 6.116 | -26 |
| Wahlberechtigte mit Sperrvermerk | 755 | 621 | +134 |
| Wahlberechtigte § 24 Abs. 2 EuWO | 0 | 0 | 0 |
| Wähler insgesamt | 3.499 | 2.736 | +763 |
| Wähler mit Wahlschein | 698 | 751 | -53 |
| Ungültige Stimmen | 35 | 41 | -6 |
| Gültige Stimmen | 3.464 | 2.695 | +769 |

| In Prozent | 22,29% | 16,40% | 25,95% | 10,80% | 6,64% | 6,32% | 2,77% | 8,83% |
|------------|--------|--------|--------|--------|-------|-------|--------|----------|
| Stimmen | 772 | 568 | 899 | 374 | 230 | 219 | 96 | 306 |
| Partei | CDU | SPD | GRÜNE | AfD | LINKE | FDP | PARTEI | Sonstige |

| Gewinn In Prozent | | | +13,89% | +5,35% | | +2,91% | +2,03% | +2,78% |
|--------------------|--------|---------|---------|--------|--------|--------|--------|----------|
| Verlust In Prozent | -9,14% | -16,03% | | | -1,78% | | | |
| Partei | CDU | SPD | GRÜNE | AfD | LINKE | FDP | PARTEI | Sonstige |

| Partei | EW 2019 Stimmen | EW 2019 Prozent | EW 2014 Stimmen | EW 2014 Prozent | Differenz Stimmen | Differenz In Prozent |
|--------------------------|--------------------|--------------------|--------------------|--------------------|----------------------|-------------------------|
| CDU | 772 | 22,29% | 847 | 31,43% | -75 | -9,14% |
| SPD | 568 | 16,40% | 874 | 32,43% | -306 | -16,03% |
| GRÜNE | 899 | 25,95% | 325 | 12,06% | +574 | +13,89% |
| AfD | 374 | 10,80% | 147 | 5,45% | +227 | +5,35% |
| DIE LINKE | 230 | 6,64% | 227 | 8,42% | +3 | -1,78% |
| FDP | 219 | 6,32% | 92 | 3,41% | +127 | +2,91% |
| PIRATEN | 27 | 0,78% | 38 | 1,41% | -11 | -0,63% |
| Tierschutzpartei | 46 | 1,33% | 24 | 0,89% | +22 | +0,44% |
| NPD | 6 | 0,17% | 19 | 0,71% | -13 | -0,54% |
| Die PARTEI | 96 | 2,77% | 20 | 0,74% | +76 | +2,03% |
| FAMILIE | 27 | 0,78% | 16 | 0,59% | +11 | +0,19% |
| FREIE WÄHLER | 22 | 0,64% | 16 | 0,59% | +6 | +0,05% |
| Volksabstimmung | 3 | 0,09% | 6 | 0,22% | -3 | -0,13% |
| ÖDP | 18 | 0,52% | 7 | 0,26% | +11 | +0,26% |
| DKP | 1 | 0,03% | 3 | 0,11% | -2 | -0,08% |
| MLPD | 3 | 0,09% | 4 | 0,15% | -1 | -0,06% |
| BP | 0 | 0,00% | 2 | 0,07% | -2 | -0,07% |
| SGP | 0 | 0,00% | 1 | 0,04% | -1 | -0,04% |
| TIERSCHUTZ hier! | 8 | 0,23% | -/- | -/- | +8 | +0,23% |
| Tierschutzallianz | 3 | 0,09% | -/- | -/- | +3 | +0,09% |
| Bündnis C | 7 | 0,20% | -/- | -/- | +7 | +0,20% |
| BIG | 28 | 0,81% | -/- | -/- | +28 | +0,81% |
| BGE | 5 | 0,14% | -/- | -/- | +5 | +0,14% |
| DIE DIREKTE! | 1 | 0,03% | -/- | -/- | +1 | +0,03% |
| DiEM25 | 5 | 0,14% | -/- | -/- | +5 | +0,14% |
| III. Weg | 0 | 0,00% | -/- | -/- | 0 | 0,00% |
| Die Grauen | 4 | 0,12% | -/- | -/- | +4 | +0,12% |
| DIE RECHTE | 1 | 0,03% | -/- | -/- | +1 | +0,03% |
| DIE VIOLETTEN | 4 | 0,12% | -/- | -/- | +4 | +0,12% |
| LIEBE | 1 | 0,03% | -/- | -/- | +1 | +0,03% |
| DIE FRAUEN | 6 | 0,17% | -/- | -/- | +6 | +0,17% |
| Graue Panther | 11 | 0,32% | -/- | -/- | +11 | +0,32% |
| LKR | 2 | 0,06% | -/- | -/- | +2 | +0,06% |
| MENSCHLICHE WELT | 7 | 0,20% | -/- | -/- | +7 | +0,20% |
| NL | 4 | 0,12% | -/- | -/- | +4 | +0,12% |

| Partei | EW 2019 Stimmen | EW 2019 Prozent | EW 2014 Stimmen | EW 2014 Prozent | Differenz Stimmen | Differenz In Prozent |
|---------------------------------|--------------------|--------------------|--------------------|--------------------|----------------------|-------------------------|
| ÖkoLinX | 2 | 0,06% | -/- | -/- | +2 | +0,06% |
| Die Humanisten | 10 | 0,29% | -/- | -/- | +10 | +0,29% |
| PARTEI FÜR DIE TIERE | 16 | 0,46% | -/- | -/- | +16 | +0,46% |
| Gesundheitsforschung | 3 | 0,09% | -/- | -/- | +3 | +0,09% |
| Volt | 25 | 0,72% | -/- | -/- | +25 | +0,72% |
| AUF | -/- | -/- | 4 | 0,15% | -4 | -0,15% |
| BüSo | -/- | -/- | 0 | 0,00% | 0 | 0,00% |
| CM | -/- | -/- | 1 | 0,04% | -1 | -0,04% |
| REP | -/- | -/- | 6 | 0,22% | -6 | -0,22% |
| PBC | -/- | -/- | 8 | 0,30% | -8 | -0,30% |
| PRO NRW | -/- | -/- | 8 | 0,30% | -8 | -0,30% |

16 Lehmheide

| | EW 2019 | EW 2014 | Differenz |
|-----------------------------------|---------------|---------------|---------------|
| Anzahl Wahlbezirke | 6 | | |
| Wahlbeteiligung | 41,50% | 35,10% | +6,40% |
| Wahlberechtigte insgesamt | 4.545 | 4.621 | -76 |
| Wahlberechtigte ohne Sperrvermerk | 4.207 | 4.171 | +36 |
| Wahlberechtigte mit Sperrvermerk | 338 | 450 | -112 |
| Wahlberechtigte § 24 Abs. 2 EuWO | 0 | 0 | 0 |
| Wähler insgesamt | 1.886 | 1.622 | +264 |
| Wähler mit Wahlschein | 326 | 407 | -81 |
| Ungültige Stimmen | 22 | 40 | -18 |
| Gültige Stimmen | 1.864 | 1.582 | +282 |

| | | | | | | | | |
|-------------------|------------|------------|--------------|------------|--------------|------------|---------------|-----------------|
| In Prozent | 15,77% | 21,08% | 21,14% | 11,80% | 7,89% | 5,47% | 3,43% | 13,41% |
| Stimmen | 294 | 393 | 394 | 220 | 147 | 102 | 64 | 250 |
| Partei | CDU | SPD | GRÜNE | AfD | LINKE | FDP | PARTEI | Sonstige |

| | | | | | | | | |
|---------------------------|------------|------------|--------------|------------|--------------|------------|---------------|-----------------|
| Gewinn In Prozent | | | +13,11% | +6,74% | | +2,63% | +1,85% | +5,00% |
| Verlust In Prozent | -6,35% | -22,85% | | | -0,14% | | | |
| Partei | CDU | SPD | GRÜNE | AfD | LINKE | FDP | PARTEI | Sonstige |

| Partei | EW 2019 Stimmen | EW 2019 Prozent | EW 2014 Stimmen | EW 2014 Prozent | Differenz Stimmen | Differenz In Prozent |
|---------------------|--------------------|--------------------|--------------------|--------------------|----------------------|-------------------------|
| CDU | 294 | 15,77% | 350 | 22,12% | -56 | -6,35% |
| SPD | 393 | 21,08% | 695 | 43,93% | -302 | -22,85% |
| GRÜNE | 394 | 21,14% | 127 | 8,03% | +267 | +13,11% |
| AfD | 220 | 11,80% | 80 | 5,06% | +140 | +6,74% |
| DIE LINKE | 147 | 7,89% | 127 | 8,03% | +20 | -0,14% |
| FDP | 102 | 5,47% | 45 | 2,84% | +57 | +2,63% |
| PIRATEN | 30 | 1,61% | 39 | 2,47% | -9 | -0,86% |
| Tierschutzpartei | 35 | 1,88% | 14 | 0,88% | +21 | +1,00% |
| NPD | 4 | 0,21% | 25 | 1,58% | -21 | -1,37% |
| Die PARTEI | 64 | 3,43% | 25 | 1,58% | +39 | +1,85% |
| FAMILIE | 10 | 0,54% | 8 | 0,51% | +2 | +0,03% |
| FREIE WÄHLER | 10 | 0,54% | 9 | 0,57% | +1 | -0,03% |
| Volksabstimmung | 9 | 0,48% | 2 | 0,13% | +7 | +0,35% |
| ÖDP | 11 | 0,59% | 3 | 0,19% | +8 | +0,40% |
| DKP | 4 | 0,21% | 1 | 0,06% | +3 | +0,15% |
| MLPD | 3 | 0,16% | 2 | 0,13% | +1 | +0,03% |
| BP | 0 | 0,00% | 2 | 0,13% | -2 | -0,13% |
| SGP | 0 | 0,00% | 1 | 0,06% | -1 | -0,06% |
| TIERSCHUTZ hier! | 3 | 0,16% | -/- | -/- | +3 | +0,16% |
| Tierschutzallianz | 4 | 0,21% | -/- | -/- | +4 | +0,21% |
| Bündnis C | 1 | 0,05% | -/- | -/- | +1 | +0,05% |
| BIG | 56 | 3,00% | -/- | -/- | +56 | +3,00% |
| BGE | 3 | 0,16% | -/- | -/- | +3 | +0,16% |
| DIE DIREKTE! | 0 | 0,00% | -/- | -/- | 0 | 0,00% |
| DiEM25 | 9 | 0,48% | -/- | -/- | +9 | +0,48% |
| III. Weg | 0 | 0,00% | -/- | -/- | 0 | 0,00% |
| Die Grauen | 4 | 0,21% | -/- | -/- | +4 | +0,21% |
| DIE RECHTE | 2 | 0,11% | -/- | -/- | +2 | +0,11% |
| DIE VIOLETTEN | 3 | 0,16% | -/- | -/- | +3 | +0,16% |
| LIEBE | 1 | 0,05% | -/- | -/- | +1 | +0,05% |
| DIE FRAUEN | 3 | 0,16% | -/- | -/- | +3 | +0,16% |
| Graue Panther | 6 | 0,32% | -/- | -/- | +6 | +0,32% |
| LKR | 0 | 0,00% | -/- | -/- | 0 | 0,00% |
| MENSCHLICHE WELT | 2 | 0,11% | -/- | -/- | +2 | +0,11% |
| NL | 1 | 0,05% | -/- | -/- | +1 | +0,05% |

| Partei | EW 2019 Stimmen | EW 2019 Prozent | EW 2014 Stimmen | EW 2014 Prozent | Differenz Stimmen | Differenz In Prozent |
|---------------------------------|--------------------|--------------------|--------------------|--------------------|----------------------|-------------------------|
| ÖkoLinX | 4 | 0,21% | -/- | -/- | +4 | +0,21% |
| Die Humanisten | 6 | 0,32% | -/- | -/- | +6 | +0,32% |
| PARTEI FÜR DIE TIERE | 5 | 0,27% | -/- | -/- | +5 | +0,27% |
| Gesundheitsforschung | 3 | 0,16% | -/- | -/- | +3 | +0,16% |
| Volt | 18 | 0,97% | -/- | -/- | +18 | +0,97% |
| AUF | -/- | -/- | 6 | 0,38% | -6 | -0,38% |
| BüSo | -/- | -/- | 0 | 0,00% | 0 | 0,00% |
| CM | -/- | -/- | 0 | 0,00% | 0 | 0,00% |
| REP | -/- | -/- | 7 | 0,44% | -7 | -0,44% |
| PBC | -/- | -/- | 2 | 0,13% | -2 | -0,13% |
| PRO NRW | -/- | -/- | 12 | 0,76% | -12 | -0,76% |

17 Inrath/Kempener Feld

| | EW 2019 | EW 2014 | Differenz |
|-----------------------------------|---------------|---------------|---------------|
| Anzahl Wahlbezirke | 7 | | |
| Wahlbeteiligung | 46,42% | 37,30% | +9,12% |
| Wahlberechtigte insgesamt | 6.575 | 6.726 | -151 |
| Wahlberechtigte ohne Sperrvermerk | 5.857 | 6.112 | -255 |
| Wahlberechtigte mit Sperrvermerk | 718 | 614 | +104 |
| Wahlberechtigte § 24 Abs. 2 EuWO | 0 | 0 | 0 |
| Wähler insgesamt | 3.052 | 2.509 | +543 |
| Wähler mit Wahlschein | 675 | 545 | +130 |
| Ungültige Stimmen | 37 | 42 | -5 |
| Gültige Stimmen | 3.015 | 2.467 | +548 |

| In Prozent | 23,75% | 20,13% | 21,92% | 9,62% | 6,17% | 6,90% | 2,62% | 8,89% |
|------------|--------|--------|--------|-------|-------|-------|--------|----------|
| Stimmen | 716 | 607 | 661 | 290 | 186 | 208 | 79 | 268 |
| Partei | CDU | SPD | GRÜNE | AfD | LINKE | FDP | PARTEI | Sonstige |

| | | | | | | | | |
|--------------------|--------|---------|---------|--------|--------|--------|--------|----------|
| Gewinn In Prozent | | | +13,20% | +2,65% | | +2,77% | +2,13% | +1,80% |
| Verlust In Prozent | -7,62% | -14,24% | | | -0,68% | | | |
| Partei | CDU | SPD | GRÜNE | AfD | LINKE | FDP | PARTEI | Sonstige |

| Partei | EW 2019 Stimmen | EW 2019 Prozent | EW 2014 Stimmen | EW 2014 Prozent | Differenz Stimmen | Differenz In Prozent |
|--------------------------|--------------------|--------------------|--------------------|--------------------|----------------------|-------------------------|
| CDU | 716 | 23,75% | 774 | 31,37% | -58 | -7,62% |
| SPD | 607 | 20,13% | 848 | 34,37% | -241 | -14,24% |
| GRÜNE | 661 | 21,92% | 215 | 8,72% | +446 | +13,20% |
| AfD | 290 | 9,62% | 172 | 6,97% | +118 | +2,65% |
| DIE LINKE | 186 | 6,17% | 169 | 6,85% | +17 | -0,68% |
| FDP | 208 | 6,90% | 102 | 4,13% | +106 | +2,77% |
| PIRATEN | 30 | 1,00% | 34 | 1,38% | -4 | -0,38% |
| Tierschutzpartei | 50 | 1,66% | 41 | 1,66% | +9 | 0,00% |
| NPD | 4 | 0,13% | 20 | 0,81% | -16 | -0,68% |
| Die PARTEI | 79 | 2,62% | 12 | 0,49% | +67 | +2,13% |
| FAMILIE | 19 | 0,63% | 10 | 0,41% | +9 | +0,22% |
| FREIE WÄHLER | 15 | 0,50% | 18 | 0,73% | -3 | -0,23% |
| Volksabstimmung | 4 | 0,13% | 10 | 0,41% | -6 | -0,28% |
| ÖDP | 16 | 0,53% | 9 | 0,36% | +7 | +0,17% |
| DKP | 0 | 0,00% | 4 | 0,16% | -4 | -0,16% |
| MLPD | 3 | 0,10% | 1 | 0,04% | +2 | +0,06% |
| BP | 1 | 0,03% | 3 | 0,12% | -2 | -0,09% |
| SGP | 0 | 0,00% | 0 | 0,00% | 0 | 0,00% |
| TIERSCHUTZ hier! | 5 | 0,17% | -/- | -/- | +5 | +0,17% |
| Tierschutzallianz | 4 | 0,13% | -/- | -/- | +4 | +0,13% |
| Bündnis C | 6 | 0,20% | -/- | -/- | +6 | +0,20% |
| BIG | 14 | 0,46% | -/- | -/- | +14 | +0,46% |
| BGE | 5 | 0,17% | -/- | -/- | +5 | +0,17% |
| DIE DIREKTE! | 2 | 0,07% | -/- | -/- | +2 | +0,07% |
| DiEM25 | 14 | 0,46% | -/- | -/- | +14 | +0,46% |
| III. Weg | 0 | 0,00% | -/- | -/- | 0 | 0,00% |
| Die Grauen | 5 | 0,17% | -/- | -/- | +5 | +0,17% |
| DIE RECHTE | 1 | 0,03% | -/- | -/- | +1 | +0,03% |
| DIE VIOLETTEN | 4 | 0,13% | -/- | -/- | +4 | +0,13% |
| LIEBE | 4 | 0,13% | -/- | -/- | +4 | +0,13% |
| DIE FRAUEN | 6 | 0,20% | -/- | -/- | +6 | +0,20% |
| Graue Panther | 4 | 0,13% | -/- | -/- | +4 | +0,13% |
| LKR | 0 | 0,00% | -/- | -/- | 0 | 0,00% |
| MENSCHLICHE WELT | 2 | 0,07% | -/- | -/- | +2 | +0,07% |
| NL | 0 | 0,00% | -/- | -/- | 0 | 0,00% |

| Partei | EW 2019 Stimmen | EW 2019 Prozent | EW 2014 Stimmen | EW 2014 Prozent | Differenz Stimmen | Differenz In Prozent |
|---------------------------------|--------------------|--------------------|--------------------|--------------------|----------------------|-------------------------|
| ÖkoLinX | 2 | 0,07% | -/- | -/- | +2 | +0,07% |
| Die Humanisten | 6 | 0,20% | -/- | -/- | +6 | +0,20% |
| PARTEI FÜR DIE TIERE | 14 | 0,46% | -/- | -/- | +14 | +0,46% |
| Gesundheitsforschung | 7 | 0,23% | -/- | -/- | +7 | +0,23% |
| Volt | 21 | 0,70% | -/- | -/- | +21 | +0,70% |
| AUF | -/- | -/- | 1 | 0,04% | -1 | -0,04% |
| BüSo | -/- | -/- | 0 | 0,00% | 0 | 0,00% |
| CM | -/- | -/- | 0 | 0,00% | 0 | 0,00% |
| REP | -/- | -/- | 11 | 0,45% | -11 | -0,45% |
| PBC | -/- | -/- | 4 | 0,16% | -4 | -0,16% |
| PRO NRW | -/- | -/- | 9 | 0,36% | -9 | -0,36% |

18 Dießem

| | EW 2019 | EW 2014 | Differenz |
|-----------------------------------|---------------|---------------|---------------|
| Anzahl Wahlbezirke | 6 | | |
| Wahlbeteiligung | 45,44% | 37,51% | +7,93% |
| Wahlberechtigte insgesamt | 4.514 | 4.759 | -245 |
| Wahlberechtigte ohne Sperrvermerk | 4.064 | 4.331 | -267 |
| Wahlberechtigte mit Sperrvermerk | 450 | 428 | +22 |
| Wahlberechtigte § 24 Abs. 2 EuWO | 0 | 0 | 0 |
| Wähler insgesamt | 2.051 | 1.785 | +266 |
| Wähler mit Wahlschein | 419 | 365 | +54 |
| Ungültige Stimmen | 29 | 22 | +7 |
| Gültige Stimmen | 2.022 | 1.763 | +259 |

| | | | | | | | | |
|-------------------|------------|------------|--------------|------------|--------------|------------|---------------|-----------------|
| In Prozent | 19,49% | 23,24% | 21,61% | 9,00% | 7,22% | 4,45% | 3,71% | 11,28% |
| Stimmen | 394 | 470 | 437 | 182 | 146 | 90 | 75 | 228 |
| Partei | CDU | SPD | GRÜNE | AfD | LINKE | FDP | PARTEI | Sonstige |

| | | | | | | | | |
|---------------------------|------------|------------|--------------|------------|--------------|------------|---------------|-----------------|
| Gewinn In Prozent | | | +11,91% | +3,61% | | +1,78% | +2,86% | +3,45% |
| Verlust In Prozent | -6,38% | -17,20% | | | -0,04% | | | |
| Partei | CDU | SPD | GRÜNE | AfD | LINKE | FDP | PARTEI | Sonstige |

| Partei | EW 2019 Stimmen | EW 2019 Prozent | EW 2014 Stimmen | EW 2014 Prozent | Differenz Stimmen | Differenz In Prozent |
|--------------------------|--------------------|--------------------|--------------------|--------------------|----------------------|-------------------------|
| CDU | 394 | 19,49% | 456 | 25,87% | -62 | -6,38% |
| SPD | 470 | 23,24% | 713 | 40,44% | -243 | -17,20% |
| GRÜNE | 437 | 21,61% | 171 | 9,70% | +266 | +11,91% |
| AfD | 182 | 9,00% | 95 | 5,39% | +87 | +3,61% |
| DIE LINKE | 146 | 7,22% | 128 | 7,26% | +18 | -0,04% |
| FDP | 90 | 4,45% | 47 | 2,67% | +43 | +1,78% |
| PIRATEN | 11 | 0,54% | 50 | 2,84% | -39 | -2,30% |
| Tierschutzpartei | 38 | 1,88% | 29 | 1,64% | +9 | +0,24% |
| NPD | 10 | 0,49% | 18 | 1,02% | -8 | -0,53% |
| Die PARTEI | 75 | 3,71% | 15 | 0,85% | +60 | +2,86% |
| FAMILIE | 12 | 0,59% | 6 | 0,34% | +6 | +0,25% |
| FREIE WÄHLER | 14 | 0,69% | 6 | 0,34% | +8 | +0,35% |
| Volksabstimmung | 7 | 0,35% | 5 | 0,28% | +2 | +0,07% |
| ÖDP | 9 | 0,45% | 0 | 0,00% | +9 | +0,45% |
| DKP | 4 | 0,20% | 1 | 0,06% | +3 | +0,14% |
| MLPD | 3 | 0,15% | 4 | 0,23% | -1 | -0,08% |
| BP | 1 | 0,05% | 0 | 0,00% | +1 | +0,05% |
| SGP | 0 | 0,00% | 0 | 0,00% | 0 | 0,00% |
| TIERSCHUTZ hier! | 9 | 0,45% | -/- | -/- | +9 | +0,45% |
| Tierschutzallianz | 7 | 0,35% | -/- | -/- | +7 | +0,35% |
| Bündnis C | 2 | 0,10% | -/- | -/- | +2 | +0,10% |
| BIG | 31 | 1,53% | -/- | -/- | +31 | +1,53% |
| BGE | 0 | 0,00% | -/- | -/- | 0 | 0,00% |
| DIE DIREKTE! | 2 | 0,10% | -/- | -/- | +2 | +0,10% |
| DiEM25 | 10 | 0,49% | -/- | -/- | +10 | +0,49% |
| III. Weg | 1 | 0,05% | -/- | -/- | +1 | +0,05% |
| Die Grauen | 3 | 0,15% | -/- | -/- | +3 | +0,15% |
| DIE RECHTE | 1 | 0,05% | -/- | -/- | +1 | +0,05% |
| DIE VIOLETTEN | 2 | 0,10% | -/- | -/- | +2 | +0,10% |
| LIEBE | 6 | 0,30% | -/- | -/- | +6 | +0,30% |
| DIE FRAUEN | 1 | 0,05% | -/- | -/- | +1 | +0,05% |
| Graue Panther | 6 | 0,30% | -/- | -/- | +6 | +0,30% |
| LKR | 1 | 0,05% | -/- | -/- | +1 | +0,05% |
| MENSCHLICHE WELT | 2 | 0,10% | -/- | -/- | +2 | +0,10% |
| NL | 0 | 0,00% | -/- | -/- | 0 | 0,00% |

| Partei | EW 2019 Stimmen | EW 2019 Prozent | EW 2014 Stimmen | EW 2014 Prozent | Differenz Stimmen | Differenz In Prozent |
|---------------------------------|--------------------|--------------------|--------------------|--------------------|----------------------|-------------------------|
| ÖkoLinX | 4 | 0,20% | -/- | -/- | +4 | +0,20% |
| Die Humanisten | 5 | 0,25% | -/- | -/- | +5 | +0,25% |
| PARTEI FÜR DIE TIERE | 5 | 0,25% | -/- | -/- | +5 | +0,25% |
| Gesundheitsforschung | 5 | 0,25% | -/- | -/- | +5 | +0,25% |
| Volt | 16 | 0,79% | -/- | -/- | +16 | +0,79% |
| AUF | -/- | -/- | 4 | 0,23% | -4 | -0,23% |
| BüSo | -/- | -/- | 2 | 0,11% | -2 | -0,11% |
| CM | -/- | -/- | 2 | 0,11% | -2 | -0,11% |
| REP | -/- | -/- | 8 | 0,45% | -8 | -0,45% |
| PBC | -/- | -/- | 1 | 0,06% | -1 | -0,06% |
| PRO NRW | -/- | -/- | 2 | 0,11% | -2 | -0,11% |

19 Fischeln-Mitte

| | EW 2019 | EW 2014 | Differenz |
|-----------------------------------|---------------|---------------|---------------|
| Anzahl Wahlbezirke | 6 | | |
| Wahlbeteiligung | 65,15% | 55,74% | +9,41% |
| Wahlberechtigte insgesamt | 4.893 | 4.989 | -96 |
| Wahlberechtigte ohne Sperrvermerk | 4.052 | 4.211 | -159 |
| Wahlberechtigte mit Sperrvermerk | 841 | 778 | +63 |
| Wahlberechtigte § 24 Abs. 2 EuWO | 0 | 0 | 0 |
| Wähler insgesamt | 3.188 | 2.781 | +407 |
| Wähler mit Wahlschein | 784 | 704 | +80 |
| Ungültige Stimmen | 26 | 35 | -9 |
| Gültige Stimmen | 3.162 | 2.746 | +416 |

| In Prozent | 28,65% | 19,23% | 25,36% | 7,18% | 3,83% | 7,53% | 1,52% | 6,70% |
|------------|--------|--------|--------|-------|-------|-------|-------|----------|
| Stimmen | 906 | 608 | 802 | 227 | 121 | 238 | 48 | 212 |
| Partei | CDU | SPD | GRÜNE | AfD | LINKE | FDP | Tiers | Sonstige |

| | | | | | | | | |
|--------------------|--------|---------|---------|--------|--------|--------|--------|----------|
| Gewinn In Prozent | | | +16,00% | +0,99% | | +2,40% | +0,28% | +2,18% |
| Verlust In Prozent | -6,53% | -15,15% | | | -0,18% | | | |
| Partei | CDU | SPD | GRÜNE | AfD | LINKE | FDP | Tiers | Sonstige |

| Partei | EW 2019 Stimmen | EW 2019 Prozent | EW 2014 Stimmen | EW 2014 Prozent | Differenz Stimmen | Differenz In Prozent |
|-------------------|--------------------|--------------------|--------------------|--------------------|----------------------|-------------------------|
| CDU | 906 | 28,65% | 966 | 35,18% | -60 | -6,53% |
| SPD | 608 | 19,23% | 944 | 34,38% | -336 | -15,15% |
| GRÜNE | 802 | 25,36% | 257 | 9,36% | +545 | +16,00% |
| AfD | 227 | 7,18% | 170 | 6,19% | +57 | +0,99% |
| DIE LINKE | 121 | 3,83% | 110 | 4,01% | +11 | -0,18% |
| FDP | 238 | 7,53% | 141 | 5,13% | +97 | +2,40% |
| PIRATEN | 21 | 0,66% | 42 | 1,53% | -21 | -0,87% |
| Tierschutzpartei | 48 | 1,52% | 34 | 1,24% | +14 | +0,28% |
| NPD | 3 | 0,09% | 20 | 0,73% | -17 | -0,64% |
| Die PARTEI | 44 | 1,39% | 13 | 0,47% | +31 | +0,92% |
| FAMILIE | 21 | 0,66% | 5 | 0,18% | +16 | +0,48% |
| FREIE WÄHLER | 10 | 0,32% | 11 | 0,40% | -1 | -0,08% |
| Volksabstimmung | 4 | 0,13% | 3 | 0,11% | +1 | +0,02% |
| ÖDP | 10 | 0,32% | 6 | 0,22% | +4 | +0,10% |
| DKP | 0 | 0,00% | 0 | 0,00% | 0 | 0,00% |
| MLPD | 1 | 0,03% | 0 | 0,00% | +1 | +0,03% |
| BP | 3 | 0,09% | 1 | 0,04% | +2 | +0,05% |
| SGP | 0 | 0,00% | 0 | 0,00% | 0 | 0,00% |
| TIERSCHUTZ hier! | 8 | 0,25% | -/- | -/- | +8 | +0,25% |
| Tierschutzallianz | 3 | 0,09% | -/- | -/- | +3 | +0,09% |
| Bündnis C | 3 | 0,09% | -/- | -/- | +3 | +0,09% |
| BIG | 8 | 0,25% | -/- | -/- | +8 | +0,25% |
| BGE | 5 | 0,16% | -/- | -/- | +5 | +0,16% |
| DIE DIREKTE! | 3 | 0,09% | -/- | -/- | +3 | +0,09% |
| DiEM25 | 4 | 0,13% | -/- | -/- | +4 | +0,13% |
| III. Weg | 1 | 0,03% | -/- | -/- | +1 | +0,03% |
| Die Grauen | 7 | 0,22% | -/- | -/- | +7 | +0,22% |
| DIE RECHTE | 2 | 0,06% | -/- | -/- | +2 | +0,06% |
| DIE VIOLETTEN | 1 | 0,03% | -/- | -/- | +1 | +0,03% |
| LIEBE | 2 | 0,06% | -/- | -/- | +2 | +0,06% |
| DIE FRAUEN | 0 | 0,00% | -/- | -/- | 0 | 0,00% |
| Graue Panther | 4 | 0,13% | -/- | -/- | +4 | +0,13% |
| LKR | 2 | 0,06% | -/- | -/- | +2 | +0,06% |
| MENSCHLICHE WELT | 3 | 0,09% | -/- | -/- | +3 | +0,09% |
| NL | 0 | 0,00% | -/- | -/- | 0 | 0,00% |

| Partei | EW 2019 Stimmen | EW 2019 Prozent | EW 2014 Stimmen | EW 2014 Prozent | Differenz Stimmen | Differenz In Prozent |
|---------------------------------|--------------------|--------------------|--------------------|--------------------|----------------------|-------------------------|
| ÖkoLinX | 2 | 0,06% | -/- | -/- | +2 | +0,06% |
| Die Humanisten | 4 | 0,13% | -/- | -/- | +4 | +0,13% |
| PARTEI FÜR DIE TIERE | 8 | 0,25% | -/- | -/- | +8 | +0,25% |
| Gesundheitsforschung | 2 | 0,06% | -/- | -/- | +2 | +0,06% |
| Volt | 23 | 0,73% | -/- | -/- | +23 | +0,73% |
| AUF | -/- | -/- | 2 | 0,07% | -2 | -0,07% |
| BüSo | -/- | -/- | 0 | 0,00% | 0 | 0,00% |
| CM | -/- | -/- | 0 | 0,00% | 0 | 0,00% |
| REP | -/- | -/- | 12 | 0,44% | -12 | -0,44% |
| PBC | -/- | -/- | 3 | 0,11% | -3 | -0,11% |
| PRO NRW | -/- | -/- | 6 | 0,22% | -6 | -0,22% |

20 Stephanplatz

| | EW 2019 | EW 2014 | Differenz |
|-----------------------------------|---------------|---------------|---------------|
| Anzahl Wahlbezirke | 6 | | |
| Wahlbeteiligung | 43,01% | 35,45% | +7,56% |
| Wahlberechtigte insgesamt | 4.192 | 4.581 | -389 |
| Wahlberechtigte ohne Sperrvermerk | 3.743 | 4.171 | -428 |
| Wahlberechtigte mit Sperrvermerk | 449 | 410 | +39 |
| Wahlberechtigte § 24 Abs. 2 EuWO | 0 | 0 | 0 |
| Wähler insgesamt | 1.803 | 1.624 | +179 |
| Wähler mit Wahlschein | 418 | 362 | +56 |
| Ungültige Stimmen | 17 | 28 | -11 |
| Gültige Stimmen | 1.786 | 1.596 | +190 |

| In Prozent | 17,08% | 15,79% | 27,66% | 8,01% | 10,02% | 5,15% | 4,48% | 11,81% |
|------------|--------|--------|--------|-------|--------|-------|--------|----------|
| Stimmen | 305 | 282 | 494 | 143 | 179 | 92 | 80 | 211 |
| Partei | CDU | SPD | GRÜNE | AfD | LINKE | FDP | PARTEI | Sonstige |

| | | | | | | | | |
|--------------------|---------|---------|---------|--------|--------|--------|--------|----------|
| Gewinn In Prozent | | | +14,82% | +3,25% | | +2,39% | +3,04% | +3,73% |
| Verlust In Prozent | -10,11% | -17,04% | | | -0,07% | | | |
| Partei | CDU | SPD | GRÜNE | AfD | LINKE | FDP | PARTEI | Sonstige |

| Partei | EW 2019 Stimmen | EW 2019 Prozent | EW 2014 Stimmen | EW 2014 Prozent | Differenz Stimmen | Differenz In Prozent |
|-------------------|--------------------|--------------------|--------------------|--------------------|----------------------|-------------------------|
| CDU | 305 | 17,08% | 434 | 27,19% | -129 | -10,11% |
| SPD | 282 | 15,79% | 524 | 32,83% | -242 | -17,04% |
| GRÜNE | 494 | 27,66% | 205 | 12,84% | +289 | +14,82% |
| AfD | 143 | 8,01% | 76 | 4,76% | +67 | +3,25% |
| DIE LINKE | 179 | 10,02% | 161 | 10,09% | +18 | -0,07% |
| FDP | 92 | 5,15% | 44 | 2,76% | +48 | +2,39% |
| PIRATEN | 31 | 1,74% | 35 | 2,19% | -4 | -0,45% |
| Tierschutzpartei | 39 | 2,18% | 32 | 2,01% | +7 | +0,17% |
| NPD | 20 | 1,12% | 14 | 0,88% | +6 | +0,24% |
| Die PARTEI | 80 | 4,48% | 23 | 1,44% | +57 | +3,04% |
| FAMILIE | 7 | 0,39% | 5 | 0,31% | +2 | +0,08% |
| FREIE WÄHLER | 5 | 0,28% | 6 | 0,38% | -1 | -0,10% |
| Volksabstimmung | 0 | 0,00% | 5 | 0,31% | -5 | -0,31% |
| ÖDP | 4 | 0,22% | 1 | 0,06% | +3 | +0,16% |
| DKP | 4 | 0,22% | 4 | 0,25% | 0 | -0,03% |
| MLPD | 0 | 0,00% | 2 | 0,13% | -2 | -0,13% |
| BP | 2 | 0,11% | 2 | 0,13% | 0 | -0,02% |
| SGP | 0 | 0,00% | 0 | 0,00% | 0 | 0,00% |
| TIERSCHUTZ hier! | 6 | 0,34% | -/- | -/- | +6 | +0,34% |
| Tierschutzallianz | 5 | 0,28% | -/- | -/- | +5 | +0,28% |
| Bündnis C | 1 | 0,06% | -/- | -/- | +1 | +0,06% |
| BIG | 18 | 1,01% | -/- | -/- | +18 | +1,01% |
| BGE | 7 | 0,39% | -/- | -/- | +7 | +0,39% |
| DIE DIREKTE! | 2 | 0,11% | -/- | -/- | +2 | +0,11% |
| DiEM25 | 18 | 1,01% | -/- | -/- | +18 | +1,01% |
| III. Weg | 0 | 0,00% | -/- | -/- | 0 | 0,00% |
| Die Grauen | 5 | 0,28% | -/- | -/- | +5 | +0,28% |
| DIE RECHTE | 0 | 0,00% | -/- | -/- | 0 | 0,00% |
| DIE VIOLETTEN | 2 | 0,11% | -/- | -/- | +2 | +0,11% |
| LIEBE | 0 | 0,00% | -/- | -/- | 0 | 0,00% |
| DIE FRAUEN | 3 | 0,17% | -/- | -/- | +3 | +0,17% |
| Graue Panther | 2 | 0,11% | -/- | -/- | +2 | +0,11% |
| LKR | 0 | 0,00% | -/- | -/- | 0 | 0,00% |
| MENSCHLICHE WELT | 2 | 0,11% | -/- | -/- | +2 | +0,11% |
| NL | 1 | 0,06% | -/- | -/- | +1 | +0,06% |

| Partei | EW 2019 Stimmen | EW 2019 Prozent | EW 2014 Stimmen | EW 2014 Prozent | Differenz Stimmen | Differenz In Prozent |
|---------------------------------|--------------------|--------------------|--------------------|--------------------|----------------------|-------------------------|
| ÖkoLinX | 3 | 0,17% | -/- | -/- | +3 | +0,17% |
| Die Humanisten | 6 | 0,34% | -/- | -/- | +6 | +0,34% |
| PARTEI FÜR DIE TIERE | 2 | 0,11% | -/- | -/- | +2 | +0,11% |
| Gesundheitsforschung | 1 | 0,06% | -/- | -/- | +1 | +0,06% |
| Volt | 15 | 0,84% | -/- | -/- | +15 | +0,84% |
| AUF | -/- | -/- | 0 | 0,00% | 0 | 0,00% |
| BüSo | -/- | -/- | 1 | 0,06% | -1 | -0,06% |
| CM | -/- | -/- | 4 | 0,25% | -4 | -0,25% |
| REP | -/- | -/- | 6 | 0,38% | -6 | -0,38% |
| PBC | -/- | -/- | 3 | 0,19% | -3 | -0,19% |
| PRO NRW | -/- | -/- | 9 | 0,56% | -9 | -0,56% |

21 Neumarkt

| | EW 2019 | EW 2014 | Differenz |
|-----------------------------------|---------------|---------------|---------------|
| Anzahl Wahlbezirke | 7 | | |
| Wahlbeteiligung | 45,61% | 37,35% | +8,26% |
| Wahlberechtigte insgesamt | 4.613 | 5.042 | -429 |
| Wahlberechtigte ohne Sperrvermerk | 4.088 | 4.548 | -460 |
| Wahlberechtigte mit Sperrvermerk | 525 | 494 | +31 |
| Wahlberechtigte § 24 Abs. 2 EuWO | 0 | 0 | 0 |
| Wähler insgesamt | 2.104 | 1.883 | +221 |
| Wähler mit Wahlschein | 499 | 445 | +54 |
| Ungültige Stimmen | 21 | 49 | -28 |
| Gültige Stimmen | 2.083 | 1.834 | +249 |

| | | | | | | | | |
|-------------------|------------|------------|--------------|------------|--------------|------------|---------------|-----------------|
| In Prozent | 18,00% | 18,72% | 22,66% | 9,07% | 8,45% | 6,48% | 5,95% | 10,66% |
| Stimmen | 375 | 390 | 472 | 189 | 176 | 135 | 124 | 222 |
| Partei | CDU | SPD | GRÜNE | AfD | LINKE | FDP | PARTEI | Sonstige |

| | | | | | | | | |
|---------------------------|------------|------------|--------------|------------|--------------|------------|---------------|-----------------|
| Gewinn In Prozent | | | +10,12% | +2,64% | | +2,01% | +4,75% | +2,64% |
| Verlust In Prozent | -7,14% | -13,01% | | | -2,02% | | | |
| Partei | CDU | SPD | GRÜNE | AfD | LINKE | FDP | PARTEI | Sonstige |

| Partei | EW 2019 Stimmen | EW 2019 Prozent | EW 2014 Stimmen | EW 2014 Prozent | Differenz Stimmen | Differenz In Prozent |
|--------------------------|--------------------|--------------------|--------------------|--------------------|----------------------|-------------------------|
| CDU | 375 | 18,00% | 461 | 25,14% | -86 | -7,14% |
| SPD | 390 | 18,72% | 582 | 31,73% | -192 | -13,01% |
| GRÜNE | 472 | 22,66% | 230 | 12,54% | +242 | +10,12% |
| AfD | 189 | 9,07% | 118 | 6,43% | +71 | +2,64% |
| DIE LINKE | 176 | 8,45% | 192 | 10,47% | -16 | -2,02% |
| FDP | 135 | 6,48% | 82 | 4,47% | +53 | +2,01% |
| PIRATEN | 22 | 1,06% | 54 | 2,94% | -32 | -1,88% |
| Tierschutzpartei | 38 | 1,82% | 19 | 1,04% | +19 | +0,78% |
| NPD | 7 | 0,34% | 22 | 1,20% | -15 | -0,86% |
| Die PARTEI | 124 | 5,95% | 22 | 1,20% | +102 | +4,75% |
| FAMILIE | 13 | 0,62% | 8 | 0,44% | +5 | +0,18% |
| FREIE WÄHLER | 10 | 0,48% | 10 | 0,55% | 0 | -0,07% |
| Volksabstimmung | 2 | 0,10% | 7 | 0,38% | -5 | -0,28% |
| ÖDP | 10 | 0,48% | 5 | 0,27% | +5 | +0,21% |
| DKP | 1 | 0,05% | 0 | 0,00% | +1 | +0,05% |
| MLPD | 2 | 0,10% | 1 | 0,05% | +1 | +0,05% |
| BP | 1 | 0,05% | 1 | 0,05% | 0 | 0,00% |
| SGP | 0 | 0,00% | 0 | 0,00% | 0 | 0,00% |
| TIERSCHUTZ hier! | 5 | 0,24% | -/- | -/- | +5 | +0,24% |
| Tierschutzallianz | 3 | 0,14% | -/- | -/- | +3 | +0,14% |
| Bündnis C | 2 | 0,10% | -/- | -/- | +2 | +0,10% |
| BIG | 9 | 0,43% | -/- | -/- | +9 | +0,43% |
| BGE | 14 | 0,67% | -/- | -/- | +14 | +0,67% |
| DIE DIREKTE! | 3 | 0,14% | -/- | -/- | +3 | +0,14% |
| DiEM25 | 13 | 0,62% | -/- | -/- | +13 | +0,62% |
| III. Weg | 3 | 0,14% | -/- | -/- | +3 | +0,14% |
| Die Grauen | 7 | 0,34% | -/- | -/- | +7 | +0,34% |
| DIE RECHTE | 2 | 0,10% | -/- | -/- | +2 | +0,10% |
| DIE VIOLETTEN | 6 | 0,29% | -/- | -/- | +6 | +0,29% |
| LIEBE | 5 | 0,24% | -/- | -/- | +5 | +0,24% |
| DIE FRAUEN | 1 | 0,05% | -/- | -/- | +1 | +0,05% |
| Graue Panther | 4 | 0,19% | -/- | -/- | +4 | +0,19% |
| LKR | 1 | 0,05% | -/- | -/- | +1 | +0,05% |
| MENSCHLICHE WELT | 1 | 0,05% | -/- | -/- | +1 | +0,05% |
| NL | 2 | 0,10% | -/- | -/- | +2 | +0,10% |

| Partei | EW 2019 Stimmen | EW 2019 Prozent | EW 2014 Stimmen | EW 2014 Prozent | Differenz Stimmen | Differenz In Prozent |
|---------------------------------|--------------------|--------------------|--------------------|--------------------|----------------------|-------------------------|
| ÖkoLinX | 1 | 0,05% | -/- | -/- | +1 | +0,05% |
| Die Humanisten | 11 | 0,53% | -/- | -/- | +11 | +0,53% |
| PARTEI FÜR DIE TIERE | 6 | 0,29% | -/- | -/- | +6 | +0,29% |
| Gesundheitsforschung | 3 | 0,14% | -/- | -/- | +3 | +0,14% |
| Volt | 14 | 0,67% | -/- | -/- | +14 | +0,67% |
| AUF | -/- | -/- | 1 | 0,05% | -1 | -0,05% |
| BüSo | -/- | -/- | 0 | 0,00% | 0 | 0,00% |
| CM | -/- | -/- | 1 | 0,05% | -1 | -0,05% |
| REP | -/- | -/- | 2 | 0,11% | -2 | -0,11% |
| PBC | -/- | -/- | 1 | 0,05% | -1 | -0,05% |
| PRO NRW | -/- | -/- | 15 | 0,82% | -15 | -0,82% |

22 Hardenbergplatz

| | EW 2019 | EW 2014 | Differenz |
|-----------------------------------|---------------|---------------|---------------|
| Anzahl Wahlbezirke | 6 | | |
| Wahlbeteiligung | 45,56% | 37,55% | +8,01% |
| Wahlberechtigte insgesamt | 5.208 | 5.476 | -268 |
| Wahlberechtigte ohne Sperrvermerk | 4.582 | 4.916 | -334 |
| Wahlberechtigte mit Sperrvermerk | 626 | 560 | +66 |
| Wahlberechtigte § 24 Abs. 2 EuWO | 0 | 0 | 0 |
| Wähler insgesamt | 2.373 | 2.056 | +317 |
| Wähler mit Wahlschein | 599 | 516 | +83 |
| Ungültige Stimmen | 22 | 33 | -11 |
| Gültige Stimmen | 2.351 | 2.023 | +328 |

| In Prozent | 20,54% | 17,61% | 26,92% | 9,36% | 7,06% | 5,49% | 3,49% | 9,53% |
|------------|--------|--------|--------|-------|-------|-------|--------|----------|
| Stimmen | 483 | 414 | 633 | 220 | 166 | 129 | 82 | 224 |
| Partei | CDU | SPD | GRÜNE | AfD | LINKE | FDP | PARTEI | Sonstige |

| | | | | | | | | |
|--------------------|--------|---------|---------|--------|--------|--------|--------|----------|
| Gewinn In Prozent | | | +16,49% | +3,68% | | | +2,50% | +2,76% |
| Verlust In Prozent | -5,86% | -17,19% | | | -1,39% | -0,99% | | |
| Partei | CDU | SPD | GRÜNE | AfD | LINKE | FDP | PARTEI | Sonstige |

| Partei | EW 2019 Stimmen | EW 2019 Prozent | EW 2014 Stimmen | EW 2014 Prozent | Differenz Stimmen | Differenz In Prozent |
|--------------------------|--------------------|--------------------|--------------------|--------------------|----------------------|-------------------------|
| CDU | 483 | 20,54% | 534 | 26,40% | -51 | -5,86% |
| SPD | 414 | 17,61% | 704 | 34,80% | -290 | -17,19% |
| GRÜNE | 633 | 26,92% | 211 | 10,43% | +422 | +16,49% |
| AfD | 220 | 9,36% | 115 | 5,68% | +105 | +3,68% |
| DIE LINKE | 166 | 7,06% | 171 | 8,45% | -5 | -1,39% |
| FDP | 129 | 5,49% | 131 | 6,48% | -2 | -0,99% |
| PIRATEN | 26 | 1,11% | 49 | 2,42% | -23 | -1,31% |
| Tierschutzpartei | 36 | 1,53% | 17 | 0,84% | +19 | +0,69% |
| NPD | 7 | 0,30% | 15 | 0,74% | -8 | -0,44% |
| Die PARTEI | 82 | 3,49% | 20 | 0,99% | +62 | +2,50% |
| FAMILIE | 7 | 0,30% | 5 | 0,25% | +2 | +0,05% |
| FREIE WÄHLER | 8 | 0,34% | 7 | 0,35% | +1 | -0,01% |
| Volksabstimmung | 2 | 0,09% | 10 | 0,49% | -8 | -0,40% |
| ÖDP | 10 | 0,43% | 4 | 0,20% | +6 | +0,23% |
| DKP | 4 | 0,17% | 3 | 0,15% | +1 | +0,02% |
| MLPD | 7 | 0,30% | 3 | 0,15% | +4 | +0,15% |
| BP | 2 | 0,09% | 0 | 0,00% | +2 | +0,09% |
| SGP | 0 | 0,00% | 1 | 0,05% | -1 | -0,05% |
| TIERSCHUTZ hier! | 5 | 0,21% | -/- | -/- | +5 | +0,21% |
| Tierschutzallianz | 3 | 0,13% | -/- | -/- | +3 | +0,13% |
| Bündnis C | 3 | 0,13% | -/- | -/- | +3 | +0,13% |
| BIG | 35 | 1,49% | -/- | -/- | +35 | +1,49% |
| BGE | 5 | 0,21% | -/- | -/- | +5 | +0,21% |
| DIE DIREKTE! | 3 | 0,13% | -/- | -/- | +3 | +0,13% |
| DiEM25 | 7 | 0,30% | -/- | -/- | +7 | +0,30% |
| III. Weg | 0 | 0,00% | -/- | -/- | 0 | 0,00% |
| Die Grauen | 5 | 0,21% | -/- | -/- | +5 | +0,21% |
| DIE RECHTE | 1 | 0,04% | -/- | -/- | +1 | +0,04% |
| DIE VIOLETTEN | 2 | 0,09% | -/- | -/- | +2 | +0,09% |
| LIEBE | 2 | 0,09% | -/- | -/- | +2 | +0,09% |
| DIE FRAUEN | 1 | 0,04% | -/- | -/- | +1 | +0,04% |
| Graue Panther | 4 | 0,17% | -/- | -/- | +4 | +0,17% |
| LKR | 4 | 0,17% | -/- | -/- | +4 | +0,17% |
| MENSCHLICHE WELT | 1 | 0,04% | -/- | -/- | +1 | +0,04% |
| NL | 0 | 0,00% | -/- | -/- | 0 | 0,00% |

| Partei | EW 2019 Stimmen | EW 2019 Prozent | EW 2014 Stimmen | EW 2014 Prozent | Differenz Stimmen | Differenz In Prozent |
|---------------------------------|--------------------|--------------------|--------------------|--------------------|----------------------|-------------------------|
| ÖkoLinX | 3 | 0,13% | -/- | -/- | +3 | +0,13% |
| Die Humanisten | 6 | 0,26% | -/- | -/- | +6 | +0,26% |
| PARTEI FÜR DIE TIERE | 2 | 0,09% | -/- | -/- | +2 | +0,09% |
| Gesundheitsforschung | 3 | 0,13% | -/- | -/- | +3 | +0,13% |
| Volt | 20 | 0,85% | -/- | -/- | +20 | +0,85% |
| AUF | -/- | -/- | 4 | 0,20% | -4 | -0,20% |
| BüSo | -/- | -/- | 0 | 0,00% | 0 | 0,00% |
| CM | -/- | -/- | 0 | 0,00% | 0 | 0,00% |
| REP | -/- | -/- | 5 | 0,25% | -5 | -0,25% |
| PBC | -/- | -/- | 0 | 0,00% | 0 | 0,00% |
| PRO NRW | -/- | -/- | 14 | 0,69% | -14 | -0,69% |

23 Stadgarten

| | EW 2019 | EW 2014 | Differenz |
|-----------------------------------|---------------|---------------|---------------|
| Anzahl Wahlbezirke | 7 | | |
| Wahlbeteiligung | 43,23% | 33,36% | +9,87% |
| Wahlberechtigte insgesamt | 4.687 | 4.910 | -223 |
| Wahlberechtigte ohne Sperrvermerk | 4.234 | 4.565 | -331 |
| Wahlberechtigte mit Sperrvermerk | 453 | 345 | +108 |
| Wahlberechtigte § 24 Abs. 2 EuWO | 0 | 0 | 0 |
| Wähler insgesamt | 2.026 | 1.638 | +388 |
| Wähler mit Wahlschein | 436 | 309 | +127 |
| Ungültige Stimmen | 26 | 21 | +5 |
| Gültige Stimmen | 2.000 | 1.617 | +383 |

| In Prozent | 13,60% | 18,10% | 28,60% | 8,25% | 10,30% | 4,40% | 6,35% | 10,40% |
|------------|--------|--------|--------|-------|--------|-------|--------|----------|
| Stimmen | 272 | 362 | 572 | 165 | 206 | 88 | 127 | 208 |
| Partei | CDU | SPD | GRÜNE | AfD | LINKE | FDP | PARTEI | Sonstige |








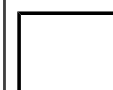
| | | | | | | | | |
|--------------------|--------|---------|---------|--------|--------|--------|--------|----------|
| Gewinn In Prozent | | | +14,13% | +4,54% | | +1,31% | +2,27% | +1,62% |
| Verlust In Prozent | -5,94% | -16,47% | | | -1,45% | | | |
| Partei | CDU | SPD | GRÜNE | AfD | LINKE | FDP | PARTEI | Sonstige |


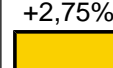
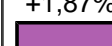
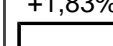




| Partei | EW 2019 Stimmen | EW 2019 Prozent | EW 2014 Stimmen | EW 2014 Prozent | Differenz Stimmen | Differenz In Prozent |
|---------------------|--------------------|--------------------|--------------------|--------------------|----------------------|-------------------------|
| CDU | 272 | 13,60% | 316 | 19,54% | -44 | -5,94% |
| SPD | 362 | 18,10% | 559 | 34,57% | -197 | -16,47% |
| GRÜNE | 572 | 28,60% | 234 | 14,47% | +338 | +14,13% |
| AfD | 165 | 8,25% | 60 | 3,71% | +105 | +4,54% |
| DIE LINKE | 206 | 10,30% | 190 | 11,75% | +16 | -1,45% |
| FDP | 88 | 4,40% | 50 | 3,09% | +38 | +1,31% |
| PIRATEN | 33 | 1,65% | 54 | 3,34% | -21 | -1,69% |
| Tierschutzpartei | 34 | 1,70% | 18 | 1,11% | +16 | +0,59% |
| NPD | 5 | 0,25% | 28 | 1,73% | -23 | -1,48% |
| Die PARTEI | 127 | 6,35% | 66 | 4,08% | +61 | +2,27% |
| FAMILIE | 10 | 0,50% | 9 | 0,56% | +1 | -0,06% |
| FREIE WÄHLER | 7 | 0,35% | 7 | 0,43% | 0 | -0,08% |
| Volksabstimmung | 2 | 0,10% | 6 | 0,37% | -4 | -0,27% |
| ÖDP | 9 | 0,45% | 3 | 0,19% | +6 | +0,26% |
| DKP | 5 | 0,25% | 6 | 0,37% | -1 | -0,12% |
| MLPD | 1 | 0,05% | 0 | 0,00% | +1 | +0,05% |
| BP | 1 | 0,05% | 0 | 0,00% | +1 | +0,05% |
| SGP | 0 | 0,00% | 0 | 0,00% | 0 | 0,00% |
| TIERSCHUTZ hier! | 6 | 0,30% | -/- | -/- | +6 | +0,30% |
| Tierschutzallianz | 9 | 0,45% | -/- | -/- | +9 | +0,45% |
| Bündnis C | 0 | 0,00% | -/- | -/- | 0 | 0,00% |
| BIG | 13 | 0,65% | -/- | -/- | +13 | +0,65% |
| BGE | 6 | 0,30% | -/- | -/- | +6 | +0,30% |
| DIE DIREKTE! | 1 | 0,05% | -/- | -/- | +1 | +0,05% |
| DiEM25 | 10 | 0,50% | -/- | -/- | +10 | +0,50% |
| III. Weg | 0 | 0,00% | -/- | -/- | 0 | 0,00% |
| Die Grauen | 1 | 0,05% | -/- | -/- | +1 | +0,05% |
| DIE RECHTE | 2 | 0,10% | -/- | -/- | +2 | +0,10% |
| DIE VIOLETTEN | 3 | 0,15% | -/- | -/- | +3 | +0,15% |
| LIEBE | 3 | 0,15% | -/- | -/- | +3 | +0,15% |
| DIE FRAUEN | 3 | 0,15% | -/- | -/- | +3 | +0,15% |
| Graue Panther | 1 | 0,05% | -/- | -/- | +1 | +0,05% |
| LKR | 2 | 0,10% | -/- | -/- | +2 | +0,10% |
| MENSCHLICHE WELT | 4 | 0,20% | -/- | -/- | +4 | +0,20% |
| NL | 0 | 0,00% | -/- | -/- | 0 | 0,00% |

| Partei | EW 2019 Stimmen | EW 2019 Prozent | EW 2014 Stimmen | EW 2014 Prozent | Differenz Stimmen | Differenz In Prozent |
|---------------------------------|--------------------|--------------------|--------------------|--------------------|----------------------|-------------------------|
| ÖkoLinX | 4 | 0,20% | -/- | -/- | +4 | +0,20% |
| Die Humanisten | 0 | 0,00% | -/- | -/- | 0 | 0,00% |
| PARTEI FÜR DIE TIERE | 10 | 0,50% | -/- | -/- | +10 | +0,50% |
| Gesundheitsforschung | 1 | 0,05% | -/- | -/- | +1 | +0,05% |
| Volt | 22 | 1,10% | -/- | -/- | +22 | +1,10% |
| AUF | -/- | -/- | 0 | 0,00% | 0 | 0,00% |
| BüSo | -/- | -/- | 0 | 0,00% | 0 | 0,00% |
| CM | -/- | -/- | 1 | 0,06% | -1 | -0,06% |
| REP | -/- | -/- | 3 | 0,19% | -3 | -0,19% |
| PBC | -/- | -/- | 0 | 0,00% | 0 | 0,00% |
| PRO NRW | -/- | -/- | 7 | 0,43% | -7 | -0,43% |

24 Bismarckplatz

| | EW 2019 | EW 2014 | Differenz |
|-----------------------------------|---------------|---------------|---------------|
| Anzahl Wahlbezirke | 7 | | |
| Wahlbeteiligung | 62,33% | 52,86% | +9,47% |
| Wahlberechtigte insgesamt | 5.829 | 5.921 | -92 |
| Wahlberechtigte ohne Sperrvermerk | 4.791 | 4.976 | -185 |
| Wahlberechtigte mit Sperrvermerk | 1.038 | 945 | +93 |
| Wahlberechtigte § 24 Abs. 2 EuWO | 0 | 0 | 0 |
| Wähler insgesamt | 3.633 | 3.130 | +503 |
| Wähler mit Wahlschein | 1.001 | 862 | +139 |
| Ungültige Stimmen | 24 | 32 | -8 |
| Gültige Stimmen | 3.609 | 3.098 | +511 |

| | | | | | | | | |
|-------------------|---|---|---|---|--|---|---|---|
| In Prozent |  |  |  |  |  |  |  |  |
| Stimmen | 1.052 | 545 | 968 | 214 | 156 | 331 | 93 | 250 |
| Partei | CDU | SPD | GRÜNE | AfD | LINKE | FDP | PARTEI | Sonstige |

| | | | | | | | | |
|---------------------------|---|---|---|---|--|---|---|---|
| Gewinn In Prozent | | |  | | |  |  |  |
| Verlust In Prozent |  |  | |  |  | | | |
| Partei | CDU | SPD | GRÜNE | AfD | LINKE | FDP | PARTEI | Sonstige |

| Partei | EW 2019 Stimmen | EW 2019 Prozent | EW 2014 Stimmen | EW 2014 Prozent | Differenz Stimmen | Differenz In Prozent |
|--------------------------|--------------------|--------------------|--------------------|--------------------|----------------------|-------------------------|
| CDU | 1.052 | 29,15% | 1.095 | 35,35% | -43 | -6,20% |
| SPD | 545 | 15,10% | 915 | 29,54% | -370 | -14,44% |
| GRÜNE | 968 | 26,82% | 368 | 11,88% | +600 | +14,94% |
| AfD | 214 | 5,93% | 184 | 5,94% | +30 | -0,01% |
| DIE LINKE | 156 | 4,32% | 157 | 5,07% | -1 | -0,75% |
| FDP | 331 | 9,17% | 199 | 6,42% | +132 | +2,75% |
| PIRATEN | 31 | 0,86% | 42 | 1,36% | -11 | -0,50% |
| Tierschutzpartei | 41 | 1,14% | 38 | 1,23% | +3 | -0,09% |
| NPD | 2 | 0,06% | 13 | 0,42% | -11 | -0,36% |
| Die PARTEI | 93 | 2,58% | 22 | 0,71% | +71 | +1,87% |
| FAMILIE | 13 | 0,36% | 11 | 0,36% | +2 | 0,00% |
| FREIE WÄHLER | 5 | 0,14% | 9 | 0,29% | -4 | -0,15% |
| Volksabstimmung | 3 | 0,08% | 5 | 0,16% | -2 | -0,08% |
| ÖDP | 17 | 0,47% | 5 | 0,16% | +12 | +0,31% |
| DKP | 2 | 0,06% | 3 | 0,10% | -1 | -0,04% |
| MLPD | 3 | 0,08% | 2 | 0,06% | +1 | +0,02% |
| BP | 3 | 0,08% | 1 | 0,03% | +2 | +0,05% |
| SGP | 0 | 0,00% | 1 | 0,03% | -1 | -0,03% |
| TIERSCHUTZ hier! | 8 | 0,22% | -/- | -/- | +8 | +0,22% |
| Tierschutzallianz | 2 | 0,06% | -/- | -/- | +2 | +0,06% |
| Bündnis C | 2 | 0,06% | -/- | -/- | +2 | +0,06% |
| BIG | 3 | 0,08% | -/- | -/- | +3 | +0,08% |
| BGE | 4 | 0,11% | -/- | -/- | +4 | +0,11% |
| DIE DIREKTE! | 0 | 0,00% | -/- | -/- | 0 | 0,00% |
| DiEM25 | 19 | 0,53% | -/- | -/- | +19 | +0,53% |
| III. Weg | 1 | 0,03% | -/- | -/- | +1 | +0,03% |
| Die Grauen | 2 | 0,06% | -/- | -/- | +2 | +0,06% |
| DIE RECHTE | 1 | 0,03% | -/- | -/- | +1 | +0,03% |
| DIE VIOLETTEN | 6 | 0,17% | -/- | -/- | +6 | +0,17% |
| LIEBE | 3 | 0,08% | -/- | -/- | +3 | +0,08% |
| DIE FRAUEN | 6 | 0,17% | -/- | -/- | +6 | +0,17% |
| Graue Panther | 7 | 0,19% | -/- | -/- | +7 | +0,19% |
| LKR | 6 | 0,17% | -/- | -/- | +6 | +0,17% |
| MENSCHLICHE WELT | 2 | 0,06% | -/- | -/- | +2 | +0,06% |
| NL | 3 | 0,08% | -/- | -/- | +3 | +0,08% |

| Partei | EW 2019 Stimmen | EW 2019 Prozent | EW 2014 Stimmen | EW 2014 Prozent | Differenz Stimmen | Differenz In Prozent |
|---------------------------------|--------------------|--------------------|--------------------|--------------------|----------------------|-------------------------|
| ÖkoLinX | 4 | 0,11% | -/- | -/- | +4 | +0,11% |
| Die Humanisten | 9 | 0,25% | -/- | -/- | +9 | +0,25% |
| PARTEI FÜR DIE TIERE | 7 | 0,19% | -/- | -/- | +7 | +0,19% |
| Gesundheitsforschung | 5 | 0,14% | -/- | -/- | +5 | +0,14% |
| Volt | 30 | 0,83% | -/- | -/- | +30 | +0,83% |
| AUF | -/- | -/- | 3 | 0,10% | -3 | -0,10% |
| BüSo | -/- | -/- | 2 | 0,06% | -2 | -0,06% |
| CM | -/- | -/- | 2 | 0,06% | -2 | -0,06% |
| REP | -/- | -/- | 8 | 0,26% | -8 | -0,26% |
| PBC | -/- | -/- | 3 | 0,10% | -3 | -0,10% |
| PRO NRW | -/- | -/- | 10 | 0,32% | -10 | -0,32% |

25 Friedrichsplatz

| | EW 2019 | EW 2014 | Differenz |
|-----------------------------------|---------------|---------------|---------------|
| Anzahl Wahlbezirke | 6 | | |
| Wahlbeteiligung | 46,76% | 37,87% | +8,89% |
| Wahlberechtigte insgesamt | 5.043 | 5.347 | -304 |
| Wahlberechtigte ohne Sperrvermerk | 4.404 | 4.822 | -418 |
| Wahlberechtigte mit Sperrvermerk | 639 | 525 | +114 |
| Wahlberechtigte § 24 Abs. 2 EuWO | 0 | 0 | 0 |
| Wähler insgesamt | 2.358 | 2.025 | +333 |
| Wähler mit Wahlschein | 601 | 449 | +152 |
| Ungültige Stimmen | 26 | 43 | -17 |
| Gültige Stimmen | 2.332 | 1.982 | +350 |

| | | | | | | | | |
|-------------------|------------|------------|--------------|------------|--------------|------------|---------------|-----------------|
| In Prozent | 19,43% | 20,41% | 23,93% | 9,99% | 7,59% | 4,59% | 4,16% | 9,91% |
| Stimmen | 453 | 476 | 558 | 233 | 177 | 107 | 97 | 231 |
| Partei | CDU | SPD | GRÜNE | AfD | LINKE | FDP | PARTEI | Sonstige |









| | | | | | | | | |
|---------------------------|------------|------------|--------------|------------|--------------|------------|---------------|-----------------|
| Gewinn In Prozent | | | +12,73% | +4,24% | +0,07% | +1,31% | +2,95% | +3,10% |
| Verlust In Prozent | -6,91% | -17,48% | | | | | | |
| Partei | CDU | SPD | GRÜNE | AfD | LINKE | FDP | PARTEI | Sonstige |


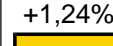

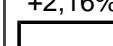




| Partei | EW 2019 Stimmen | EW 2019 Prozent | EW 2014 Stimmen | EW 2014 Prozent | Differenz Stimmen | Differenz In Prozent |
|--------------------------|--------------------|--------------------|--------------------|--------------------|----------------------|-------------------------|
| CDU | 453 | 19,43% | 522 | 26,34% | -69 | -6,91% |
| SPD | 476 | 20,41% | 751 | 37,89% | -275 | -17,48% |
| GRÜNE | 558 | 23,93% | 222 | 11,20% | +336 | +12,73% |
| AfD | 233 | 9,99% | 114 | 5,75% | +119 | +4,24% |
| DIE LINKE | 177 | 7,59% | 149 | 7,52% | +28 | +0,07% |
| FDP | 107 | 4,59% | 65 | 3,28% | +42 | +1,31% |
| PIRATEN | 22 | 0,94% | 35 | 1,77% | -13 | -0,83% |
| Tierschutzpartei | 61 | 2,62% | 24 | 1,21% | +37 | +1,41% |
| NPD | 1 | 0,04% | 24 | 1,21% | -23 | -1,17% |
| Die PARTEI | 97 | 4,16% | 24 | 1,21% | +73 | +2,95% |
| FAMILIE | 9 | 0,39% | 9 | 0,45% | 0 | -0,06% |
| FREIE WÄHLER | 10 | 0,43% | 11 | 0,55% | -1 | -0,12% |
| Volksabstimmung | 4 | 0,17% | 2 | 0,10% | +2 | +0,07% |
| ÖDP | 4 | 0,17% | 3 | 0,15% | +1 | +0,02% |
| DKP | 0 | 0,00% | 2 | 0,10% | -2 | -0,10% |
| MLPD | 2 | 0,09% | 0 | 0,00% | +2 | +0,09% |
| BP | 3 | 0,13% | 0 | 0,00% | +3 | +0,13% |
| SGP | 0 | 0,00% | 0 | 0,00% | 0 | 0,00% |
| TIERSCHUTZ hier! | 6 | 0,26% | -/- | -/- | +6 | +0,26% |
| Tierschutzallianz | 1 | 0,04% | -/- | -/- | +1 | +0,04% |
| Bündnis C | 1 | 0,04% | -/- | -/- | +1 | +0,04% |
| BIG | 20 | 0,86% | -/- | -/- | +20 | +0,86% |
| BGE | 9 | 0,39% | -/- | -/- | +9 | +0,39% |
| DIE DIREKTE! | 1 | 0,04% | -/- | -/- | +1 | +0,04% |
| DiEM25 | 10 | 0,43% | -/- | -/- | +10 | +0,43% |
| III. Weg | 0 | 0,00% | -/- | -/- | 0 | 0,00% |
| Die Grauen | 6 | 0,26% | -/- | -/- | +6 | +0,26% |
| DIE RECHTE | 3 | 0,13% | -/- | -/- | +3 | +0,13% |
| DIE VIOLETTEN | 3 | 0,13% | -/- | -/- | +3 | +0,13% |
| LIEBE | 2 | 0,09% | -/- | -/- | +2 | +0,09% |
| DIE FRAUEN | 4 | 0,17% | -/- | -/- | +4 | +0,17% |
| Graue Panther | 2 | 0,09% | -/- | -/- | +2 | +0,09% |
| LKR | 1 | 0,04% | -/- | -/- | +1 | +0,04% |
| MENSCHLICHE WELT | 1 | 0,04% | -/- | -/- | +1 | +0,04% |
| NL | 2 | 0,09% | -/- | -/- | +2 | +0,09% |

| Partei | EW 2019 Stimmen | EW 2019 Prozent | EW 2014 Stimmen | EW 2014 Prozent | Differenz Stimmen | Differenz In Prozent |
|---------------------------------|--------------------|--------------------|--------------------|--------------------|----------------------|-------------------------|
| ÖkoLinX | 3 | 0,13% | -/- | -/- | +3 | +0,13% |
| Die Humanisten | 8 | 0,34% | -/- | -/- | +8 | +0,34% |
| PARTEI FÜR DIE TIERE | 6 | 0,26% | -/- | -/- | +6 | +0,26% |
| Gesundheitsforschung | 10 | 0,43% | -/- | -/- | +10 | +0,43% |
| Volt | 16 | 0,69% | -/- | -/- | +16 | +0,69% |
| AUF | -/- | -/- | 1 | 0,05% | -1 | -0,05% |
| BüSo | -/- | -/- | 0 | 0,00% | 0 | 0,00% |
| CM | -/- | -/- | 3 | 0,15% | -3 | -0,15% |
| REP | -/- | -/- | 8 | 0,40% | -8 | -0,40% |
| PBC | -/- | -/- | 4 | 0,20% | -4 | -0,20% |
| PRO NRW | -/- | -/- | 9 | 0,45% | -9 | -0,45% |

26 Bockum-West

| | EW 2019 | EW 2014 | Differenz |
|-----------------------------------|---------------|---------------|---------------|
| Anzahl Wahlbezirke | 6 | | |
| Wahlbeteiligung | 71,77% | 62,10% | +9,67% |
| Wahlberechtigte insgesamt | 5.387 | 5.293 | +94 |
| Wahlberechtigte ohne Sperrvermerk | 4.120 | 4.254 | -134 |
| Wahlberechtigte mit Sperrvermerk | 1.267 | 1.039 | +228 |
| Wahlberechtigte § 24 Abs. 2 EuWO | 0 | 0 | 0 |
| Wähler insgesamt | 3.866 | 3.287 | +579 |
| Wähler mit Wahlschein | 1.202 | 969 | +233 |
| Ungültige Stimmen | 26 | 45 | -19 |
| Gültige Stimmen | 3.840 | 3.242 | +598 |

| | | | | | | | | |
|-------------------|---|---|---|---|--|---|---|---|
| In Prozent |  |  |  |  |  |  |  |  |
| Stimmen | 1.247 | 590 | 1.048 | 211 | 100 | 358 | 60 | 226 |
| Partei | CDU | SPD | GRÜNE | AfD | LINKE | FDP | Tiers | Sonstige |

| | | | | | | | | |
|---------------------------|---|---|---|---|--|---|---|---|
| Gewinn In Prozent | | |  | | |  |  |  |
| Verlust In Prozent |  |  | |  |  | | | |
| Partei | CDU | SPD | GRÜNE | AfD | LINKE | FDP | Tiers | Sonstige |

| Partei | EW 2019 Stimmen | EW 2019 Prozent | EW 2014 Stimmen | EW 2014 Prozent | Differenz Stimmen | Differenz In Prozent |
|--------------------------|--------------------|--------------------|--------------------|--------------------|----------------------|-------------------------|
| CDU | 1.247 | 32,47% | 1.303 | 40,19% | -56 | -7,72% |
| SPD | 590 | 15,36% | 878 | 27,08% | -288 | -11,72% |
| GRÜNE | 1.048 | 27,29% | 337 | 10,39% | +711 | +16,90% |
| AfD | 211 | 5,49% | 212 | 6,54% | -1 | -1,05% |
| DIE LINKE | 100 | 2,60% | 91 | 2,81% | +9 | -0,21% |
| FDP | 358 | 9,32% | 262 | 8,08% | +96 | +1,24% |
| PIRATEN | 9 | 0,23% | 31 | 0,96% | -22 | -0,73% |
| Tierschutzpartei | 60 | 1,56% | 38 | 1,17% | +22 | +0,39% |
| NPD | 5 | 0,13% | 11 | 0,34% | -6 | -0,21% |
| Die PARTEI | 56 | 1,46% | 26 | 0,80% | +30 | +0,66% |
| FAMILIE | 9 | 0,23% | 8 | 0,25% | +1 | -0,02% |
| FREIE WÄHLER | 15 | 0,39% | 17 | 0,52% | -2 | -0,13% |
| Volksabstimmung | 7 | 0,18% | 7 | 0,22% | 0 | -0,04% |
| ÖDP | 18 | 0,47% | 6 | 0,19% | +12 | +0,28% |
| DKP | 1 | 0,03% | 0 | 0,00% | +1 | +0,03% |
| MLPD | 1 | 0,03% | 0 | 0,00% | +1 | +0,03% |
| BP | 3 | 0,08% | 0 | 0,00% | +3 | +0,08% |
| SGP | 0 | 0,00% | 0 | 0,00% | 0 | 0,00% |
| TIERSCHUTZ hier! | 9 | 0,23% | -/- | -/- | +9 | +0,23% |
| Tierschutzallianz | 3 | 0,08% | -/- | -/- | +3 | +0,08% |
| Bündnis C | 0 | 0,00% | -/- | -/- | 0 | 0,00% |
| BIG | 1 | 0,03% | -/- | -/- | +1 | +0,03% |
| BGE | 1 | 0,03% | -/- | -/- | +1 | +0,03% |
| DIE DIREKTE! | 1 | 0,03% | -/- | -/- | +1 | +0,03% |
| DiEM25 | 13 | 0,34% | -/- | -/- | +13 | +0,34% |
| III. Weg | 0 | 0,00% | -/- | -/- | 0 | 0,00% |
| Die Grauen | 7 | 0,18% | -/- | -/- | +7 | +0,18% |
| DIE RECHTE | 0 | 0,00% | -/- | -/- | 0 | 0,00% |
| DIE VIOLETTEN | 0 | 0,00% | -/- | -/- | 0 | 0,00% |
| LIEBE | 5 | 0,13% | -/- | -/- | +5 | +0,13% |
| DIE FRAUEN | 3 | 0,08% | -/- | -/- | +3 | +0,08% |
| Graue Panther | 9 | 0,23% | -/- | -/- | +9 | +0,23% |
| LKR | 7 | 0,18% | -/- | -/- | +7 | +0,18% |
| MENSCHLICHE WELT | 2 | 0,05% | -/- | -/- | +2 | +0,05% |
| NL | 3 | 0,08% | -/- | -/- | +3 | +0,08% |

| Partei | EW 2019 Stimmen | EW 2019 Prozent | EW 2014 Stimmen | EW 2014 Prozent | Differenz Stimmen | Differenz In Prozent |
|---------------------------------|--------------------|--------------------|--------------------|--------------------|----------------------|-------------------------|
| ÖkoLinX | 1 | 0,03% | -/- | -/- | +1 | +0,03% |
| Die Humanisten | 5 | 0,13% | -/- | -/- | +5 | +0,13% |
| PARTEI FÜR DIE TIERE | 8 | 0,21% | -/- | -/- | +8 | +0,21% |
| Gesundheitsforschung | 3 | 0,08% | -/- | -/- | +3 | +0,08% |
| Volt | 21 | 0,55% | -/- | -/- | +21 | +0,55% |
| AUF | -/- | -/- | 1 | 0,03% | -1 | -0,03% |
| BüSo | -/- | -/- | 0 | 0,00% | 0 | 0,00% |
| CM | -/- | -/- | 0 | 0,00% | 0 | 0,00% |
| REP | -/- | -/- | 7 | 0,22% | -7 | -0,22% |
| PBC | -/- | -/- | 0 | 0,00% | 0 | 0,00% |
| PRO NRW | -/- | -/- | 7 | 0,22% | -7 | -0,22% |

27 Moritzplatz-Kliedbruch

| | EW 2019 | EW 2014 | Differenz |
|-----------------------------------|---------------|---------------|---------------|
| Anzahl Wahlbezirke | 7 | | |
| Wahlbeteiligung | 64,96% | 55,85% | +9,11% |
| Wahlberechtigte insgesamt | 6.856 | 6.924 | -68 |
| Wahlberechtigte ohne Sperrvermerk | 5.530 | 5.755 | -225 |
| Wahlberechtigte mit Sperrvermerk | 1.326 | 1.169 | +157 |
| Wahlberechtigte § 24 Abs. 2 EuWO | 0 | 0 | 0 |
| Wähler insgesamt | 4.454 | 3.867 | +587 |
| Wähler mit Wahlschein | 1.271 | 1.087 | +184 |
| Ungültige Stimmen | 18 | 35 | -17 |
| Gültige Stimmen | 4.436 | 3.832 | +604 |

| | | | | | | | | |
|-------------------|------------|------------|--------------|------------|--------------|------------|---------------|-----------------|
| In Prozent | 32,57% | 14,29% | 24,21% | 7,39% | 3,74% | 9,31% | 2,50% | 5,97% |
| Stimmen | 1.445 | 634 | 1.074 | 328 | 166 | 413 | 111 | 265 |
| Partei | CDU | SPD | GRÜNE | AfD | LINKE | FDP | PARTEI | Sonstige |









| | | | | | | | | |
|---------------------------|------------|------------|--------------|------------|--------------|------------|---------------|-----------------|
| Gewinn In Prozent | | | +13,72% | +0,55% | +0,50% | +1,66% | +2,03% | +1,19% |
| Verlust In Prozent | -6,37% | -13,32% | | | | | | |
| Partei | CDU | SPD | GRÜNE | AfD | LINKE | FDP | PARTEI | Sonstige |


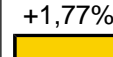

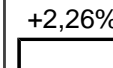




| Partei | EW 2019 Stimmen | EW 2019 Prozent | EW 2014 Stimmen | EW 2014 Prozent | Differenz Stimmen | Differenz In Prozent |
|--------------------------|--------------------|--------------------|--------------------|--------------------|----------------------|-------------------------|
| CDU | 1.445 | 32,57% | 1.492 | 38,94% | -47 | -6,37% |
| SPD | 634 | 14,29% | 1.058 | 27,61% | -424 | -13,32% |
| GRÜNE | 1.074 | 24,21% | 402 | 10,49% | +672 | +13,72% |
| AfD | 328 | 7,39% | 262 | 6,84% | +66 | +0,55% |
| DIE LINKE | 166 | 3,74% | 124 | 3,24% | +42 | +0,50% |
| FDP | 413 | 9,31% | 293 | 7,65% | +120 | +1,66% |
| PIRATEN | 27 | 0,61% | 54 | 1,41% | -27 | -0,80% |
| Tierschutzpartei | 59 | 1,33% | 48 | 1,25% | +11 | +0,08% |
| NPD | 2 | 0,05% | 12 | 0,31% | -10 | -0,26% |
| Die PARTEI | 111 | 2,50% | 18 | 0,47% | +93 | +2,03% |
| FAMILIE | 16 | 0,36% | 6 | 0,16% | +10 | +0,20% |
| FREIE WÄHLER | 17 | 0,38% | 11 | 0,29% | +6 | +0,09% |
| Volksabstimmung | 7 | 0,16% | 3 | 0,08% | +4 | +0,08% |
| ÖDP | 13 | 0,29% | 9 | 0,23% | +4 | +0,06% |
| DKP | 0 | 0,00% | 1 | 0,03% | -1 | -0,03% |
| MLPD | 0 | 0,00% | 0 | 0,00% | 0 | 0,00% |
| BP | 2 | 0,05% | 2 | 0,05% | 0 | 0,00% |
| SGP | 0 | 0,00% | 1 | 0,03% | -1 | -0,03% |
| TIERSCHUTZ hier! | 7 | 0,16% | -/- | -/- | +7 | +0,16% |
| Tierschutzallianz | 0 | 0,00% | -/- | -/- | 0 | 0,00% |
| Bündnis C | 4 | 0,09% | -/- | -/- | +4 | +0,09% |
| BIG | 14 | 0,32% | -/- | -/- | +14 | +0,32% |
| BGE | 4 | 0,09% | -/- | -/- | +4 | +0,09% |
| DIE DIREKTE! | 3 | 0,07% | -/- | -/- | +3 | +0,07% |
| DiEM25 | 17 | 0,38% | -/- | -/- | +17 | +0,38% |
| III. Weg | 0 | 0,00% | -/- | -/- | 0 | 0,00% |
| Die Grauen | 7 | 0,16% | -/- | -/- | +7 | +0,16% |
| DIE RECHTE | 1 | 0,02% | -/- | -/- | +1 | +0,02% |
| DIE VIOLETTEN | 1 | 0,02% | -/- | -/- | +1 | +0,02% |
| LIEBE | 3 | 0,07% | -/- | -/- | +3 | +0,07% |
| DIE FRAUEN | 1 | 0,02% | -/- | -/- | +1 | +0,02% |
| Graue Panther | 7 | 0,16% | -/- | -/- | +7 | +0,16% |
| LKR | 5 | 0,11% | -/- | -/- | +5 | +0,11% |
| MENSCHLICHE WELT | 3 | 0,07% | -/- | -/- | +3 | +0,07% |
| NL | 1 | 0,02% | -/- | -/- | +1 | +0,02% |

| Partei | EW 2019 Stimmen | EW 2019 Prozent | EW 2014 Stimmen | EW 2014 Prozent | Differenz Stimmen | Differenz In Prozent |
|---------------------------------|--------------------|--------------------|--------------------|--------------------|----------------------|-------------------------|
| ÖkoLinX | 2 | 0,05% | -/- | -/- | +2 | +0,05% |
| Die Humanisten | 5 | 0,11% | -/- | -/- | +5 | +0,11% |
| PARTEI FÜR DIE TIERE | 5 | 0,11% | -/- | -/- | +5 | +0,11% |
| Gesundheitsforschung | 6 | 0,14% | -/- | -/- | +6 | +0,14% |
| Volt | 26 | 0,59% | -/- | -/- | +26 | +0,59% |
| AUF | -/- | -/- | 15 | 0,39% | -15 | -0,39% |
| BüSo | -/- | -/- | 0 | 0,00% | 0 | 0,00% |
| CM | -/- | -/- | 2 | 0,05% | -2 | -0,05% |
| REP | -/- | -/- | 5 | 0,13% | -5 | -0,13% |
| PBC | -/- | -/- | 2 | 0,05% | -2 | -0,05% |
| PRO NRW | -/- | -/- | 12 | 0,31% | -12 | -0,31% |

28 Bockum-Kirche

| | EW 2019 | EW 2014 | Differenz |
|-----------------------------------|---------------|---------------|---------------|
| Anzahl Wahlbezirke | 6 | | |
| Wahlbeteiligung | 66,84% | 57,60% | +9,24% |
| Wahlberechtigte insgesamt | 5.262 | 5.361 | -99 |
| Wahlberechtigte ohne Sperrvermerk | 4.295 | 4.491 | -196 |
| Wahlberechtigte mit Sperrvermerk | 967 | 870 | +97 |
| Wahlberechtigte § 24 Abs. 2 EuWO | 0 | 0 | 0 |
| Wähler insgesamt | 3.517 | 3.088 | +429 |
| Wähler mit Wahlschein | 913 | 805 | +108 |
| Ungültige Stimmen | 29 | 53 | -24 |
| Gültige Stimmen | 3.488 | 3.035 | +453 |

| | | | | | | | | |
|-------------------|---|---|---|---|--|---|---|---|
| In Prozent |  |  |  |  |  |  |  |  |
| Stimmen | 1.033 | 677 | 827 | 226 | 127 | 318 | 52 | 228 |
| Partei | CDU | SPD | GRÜNE | AfD | LINKE | FDP | Tiers | Sonstige |

| | | | | | | | | |
|---------------------------|---|---|---|---|--|---|---|---|
| Gewinn In Prozent | | |  | | |  |  |  |
| Verlust In Prozent |  |  | |  |  | | | |
| Partei | CDU | SPD | GRÜNE | AfD | LINKE | FDP | Tiers | Sonstige |

| Partei | EW 2019 Stimmen | EW 2019 Prozent | EW 2014 Stimmen | EW 2014 Prozent | Differenz Stimmen | Differenz In Prozent |
|--------------------------|--------------------|--------------------|--------------------|--------------------|----------------------|-------------------------|
| CDU | 1.033 | 29,62% | 1.117 | 36,80% | -84 | -7,18% |
| SPD | 677 | 19,41% | 941 | 31,00% | -264 | -11,59% |
| GRÜNE | 827 | 23,71% | 263 | 8,67% | +564 | +15,04% |
| AfD | 226 | 6,48% | 201 | 6,62% | +25 | -0,14% |
| DIE LINKE | 127 | 3,64% | 125 | 4,12% | +2 | -0,48% |
| FDP | 318 | 9,12% | 223 | 7,35% | +95 | +1,77% |
| PIRATEN | 23 | 0,66% | 45 | 1,48% | -22 | -0,82% |
| Tierschutzpartei | 52 | 1,49% | 35 | 1,15% | +17 | +0,34% |
| NPD | 4 | 0,11% | 15 | 0,49% | -11 | -0,38% |
| Die PARTEI | 51 | 1,46% | 11 | 0,36% | +40 | +1,10% |
| FAMILIE | 26 | 0,75% | 16 | 0,53% | +10 | +0,22% |
| FREIE WÄHLER | 12 | 0,34% | 9 | 0,30% | +3 | +0,04% |
| Volksabstimmung | 4 | 0,11% | 5 | 0,16% | -1 | -0,05% |
| ÖDP | 16 | 0,46% | 3 | 0,10% | +13 | +0,36% |
| DKP | 0 | 0,00% | 0 | 0,00% | 0 | 0,00% |
| MLPD | 4 | 0,11% | 3 | 0,10% | +1 | +0,01% |
| BP | 2 | 0,06% | 1 | 0,03% | +1 | +0,03% |
| SGP | 0 | 0,00% | 0 | 0,00% | 0 | 0,00% |
| TIERSCHUTZ hier! | 7 | 0,20% | -/- | -/- | +7 | +0,20% |
| Tierschutzallianz | 4 | 0,11% | -/- | -/- | +4 | +0,11% |
| Bündnis C | 0 | 0,00% | -/- | -/- | 0 | 0,00% |
| BIG | 11 | 0,32% | -/- | -/- | +11 | +0,32% |
| BGE | 1 | 0,03% | -/- | -/- | +1 | +0,03% |
| DIE DIREKTE! | 5 | 0,14% | -/- | -/- | +5 | +0,14% |
| DiEM25 | 10 | 0,29% | -/- | -/- | +10 | +0,29% |
| III. Weg | 1 | 0,03% | -/- | -/- | +1 | +0,03% |
| Die Grauen | 6 | 0,17% | -/- | -/- | +6 | +0,17% |
| DIE RECHTE | 0 | 0,00% | -/- | -/- | 0 | 0,00% |
| DIE VIOLETTEN | 0 | 0,00% | -/- | -/- | 0 | 0,00% |
| LIEBE | 0 | 0,00% | -/- | -/- | 0 | 0,00% |
| DIE FRAUEN | 1 | 0,03% | -/- | -/- | +1 | +0,03% |
| Graue Panther | 8 | 0,23% | -/- | -/- | +8 | +0,23% |
| LKR | 3 | 0,09% | -/- | -/- | +3 | +0,09% |
| MENSCHLICHE WELT | 2 | 0,06% | -/- | -/- | +2 | +0,06% |
| NL | 1 | 0,03% | -/- | -/- | +1 | +0,03% |

| Partei | EW 2019 Stimmen | EW 2019 Prozent | EW 2014 Stimmen | EW 2014 Prozent | Differenz Stimmen | Differenz In Prozent |
|---------------------------------|--------------------|--------------------|--------------------|--------------------|----------------------|-------------------------|
| ÖkoLinX | 0 | 0,00% | -/- | -/- | 0 | 0,00% |
| Die Humanisten | 3 | 0,09% | -/- | -/- | +3 | +0,09% |
| PARTEI FÜR DIE TIERE | 6 | 0,17% | -/- | -/- | +6 | +0,17% |
| Gesundheitsforschung | 2 | 0,06% | -/- | -/- | +2 | +0,06% |
| Volt | 15 | 0,43% | -/- | -/- | +15 | +0,43% |
| AUF | -/- | -/- | 3 | 0,10% | -3 | -0,10% |
| BüSo | -/- | -/- | 0 | 0,00% | 0 | 0,00% |
| CM | -/- | -/- | 0 | 0,00% | 0 | 0,00% |
| REP | -/- | -/- | 4 | 0,13% | -4 | -0,13% |
| PBC | -/- | -/- | 0 | 0,00% | 0 | 0,00% |
| PRO NRW | -/- | -/- | 15 | 0,49% | -15 | -0,49% |

29 Traar/Verberg

| | EW 2019 | EW 2014 | Differenz |
|-----------------------------------|---------------|---------------|---------------|
| Anzahl Wahlbezirke | 7 | | |
| Wahlbeteiligung | 75,67% | 65,83% | +9,84% |
| Wahlberechtigte insgesamt | 7.354 | 7.330 | +24 |
| Wahlberechtigte ohne Sperrvermerk | 5.765 | 5.946 | -181 |
| Wahlberechtigte mit Sperrvermerk | 1.589 | 1.384 | +205 |
| Wahlberechtigte § 24 Abs. 2 EuWO | 0 | 0 | 0 |
| Wähler insgesamt | 5.565 | 4.825 | +740 |
| Wähler mit Wahlschein | 1.523 | 1.275 | +248 |
| Ungültige Stimmen | 34 | 67 | -33 |
| Gültige Stimmen | 5.531 | 4.758 | +773 |

| In Prozent | 39,32% | 12,28% | 24,52% | 4,92% | 1,68% | 11,25% | 1,34% | 4,70% |
|------------|--------|--------|--------|-------|-------|--------|--------|----------|
| Stimmen | 2.175 | 679 | 1.356 | 272 | 93 | 622 | 74 | 260 |
| Partei | CDU | SPD | GRÜNE | AfD | LINKE | FDP | PARTEI | Sonstige |









| | | | | | | | | |
|--------------------|--------|---------|---------|--------|--------|--------|--------|----------|
| Gewinn In Prozent | | | +14,85% | | | +2,70% | +0,94% | +1,13% |
| Verlust In Prozent | -8,03% | -10,61% | | -0,94% | -0,02% | | | |
| Partei | CDU | SPD | GRÜNE | AfD | LINKE | FDP | PARTEI | Sonstige |


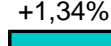
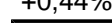
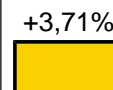
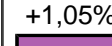
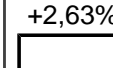


| Partei | EW 2019 Stimmen | EW 2019 Prozent | EW 2014 Stimmen | EW 2014 Prozent | Differenz Stimmen | Differenz In Prozent |
|--------------------------|--------------------|--------------------|--------------------|--------------------|----------------------|-------------------------|
| CDU | 2.175 | 39,32% | 2.253 | 47,35% | -78 | -8,03% |
| SPD | 679 | 12,28% | 1.089 | 22,89% | -410 | -10,61% |
| GRÜNE | 1.356 | 24,52% | 460 | 9,67% | +896 | +14,85% |
| AfD | 272 | 4,92% | 279 | 5,86% | -7 | -0,94% |
| DIE LINKE | 93 | 1,68% | 81 | 1,70% | +12 | -0,02% |
| FDP | 622 | 11,25% | 407 | 8,55% | +215 | +2,70% |
| PIRATEN | 22 | 0,40% | 41 | 0,86% | -19 | -0,46% |
| Tierschutzpartei | 55 | 0,99% | 45 | 0,95% | +10 | +0,04% |
| NPD | 2 | 0,04% | 13 | 0,27% | -11 | -0,23% |
| Die PARTEI | 74 | 1,34% | 19 | 0,40% | +55 | +0,94% |
| FAMILIE | 25 | 0,45% | 10 | 0,21% | +15 | +0,24% |
| FREIE WÄHLER | 19 | 0,34% | 10 | 0,21% | +9 | +0,13% |
| Volksabstimmung | 4 | 0,07% | 16 | 0,34% | -12 | -0,27% |
| ÖDP | 24 | 0,43% | 8 | 0,17% | +16 | +0,26% |
| DKP | 0 | 0,00% | 0 | 0,00% | 0 | 0,00% |
| MLPD | 1 | 0,02% | 1 | 0,02% | 0 | 0,00% |
| BP | 4 | 0,07% | 2 | 0,04% | +2 | +0,03% |
| SGP | 0 | 0,00% | 0 | 0,00% | 0 | 0,00% |
| TIERSCHUTZ hier! | 7 | 0,13% | -/- | -/- | +7 | +0,13% |
| Tierschutzallianz | 6 | 0,11% | -/- | -/- | +6 | +0,11% |
| Bündnis C | 0 | 0,00% | -/- | -/- | 0 | 0,00% |
| BIG | 0 | 0,00% | -/- | -/- | 0 | 0,00% |
| BGE | 4 | 0,07% | -/- | -/- | +4 | +0,07% |
| DIE DIREKTE! | 1 | 0,02% | -/- | -/- | +1 | +0,02% |
| DiEM25 | 15 | 0,27% | -/- | -/- | +15 | +0,27% |
| III. Weg | 2 | 0,04% | -/- | -/- | +2 | +0,04% |
| Die Grauen | 2 | 0,04% | -/- | -/- | +2 | +0,04% |
| DIE RECHTE | 2 | 0,04% | -/- | -/- | +2 | +0,04% |
| DIE VIOLETTEN | 5 | 0,09% | -/- | -/- | +5 | +0,09% |
| LIEBE | 1 | 0,02% | -/- | -/- | +1 | +0,02% |
| DIE FRAUEN | 3 | 0,05% | -/- | -/- | +3 | +0,05% |
| Graue Panther | 3 | 0,05% | -/- | -/- | +3 | +0,05% |
| LKR | 2 | 0,04% | -/- | -/- | +2 | +0,04% |
| MENSCHLICHE WELT | 3 | 0,05% | -/- | -/- | +3 | +0,05% |
| NL | 2 | 0,04% | -/- | -/- | +2 | +0,04% |

| Partei | EW 2019 Stimmen | EW 2019 Prozent | EW 2014 Stimmen | EW 2014 Prozent | Differenz Stimmen | Differenz In Prozent |
|---------------------------------|--------------------|--------------------|--------------------|--------------------|----------------------|-------------------------|
| ÖkoLinX | 4 | 0,07% | -/- | -/- | +4 | +0,07% |
| Die Humanisten | 2 | 0,04% | -/- | -/- | +2 | +0,04% |
| PARTEI FÜR DIE TIERE | 6 | 0,11% | -/- | -/- | +6 | +0,11% |
| Gesundheitsforschung | 5 | 0,09% | -/- | -/- | +5 | +0,09% |
| Volt | 29 | 0,52% | -/- | -/- | +29 | +0,52% |
| AUF | -/- | -/- | 7 | 0,15% | -7 | -0,15% |
| BüSo | -/- | -/- | 0 | 0,00% | 0 | 0,00% |
| CM | -/- | -/- | 5 | 0,11% | -5 | -0,11% |
| REP | -/- | -/- | 1 | 0,02% | -1 | -0,02% |
| PBC | -/- | -/- | 1 | 0,02% | -1 | -0,02% |
| PRO NRW | -/- | -/- | 10 | 0,21% | -10 | -0,21% |

30 Oppum/Glockenspitz

| | EW 2019 | EW 2014 | Differenz |
|-----------------------------------|---------------|---------------|---------------|
| Anzahl Wahlbezirke | 5 | | |
| Wahlbeteiligung | 57,26% | 48,29% | +8,97% |
| Wahlberechtigte insgesamt | 4.757 | 4.775 | -18 |
| Wahlberechtigte ohne Sperrvermerk | 4.064 | 4.157 | -93 |
| Wahlberechtigte mit Sperrvermerk | 693 | 618 | +75 |
| Wahlberechtigte § 24 Abs. 2 EuWO | 0 | 0 | 0 |
| Wähler insgesamt | 2.724 | 2.306 | +418 |
| Wähler mit Wahlschein | 652 | 559 | +93 |
| Ungültige Stimmen | 25 | 36 | -11 |
| Gültige Stimmen | 2.699 | 2.270 | +429 |

| | | | | | | | | |
|-------------------|---|---|---|---|--|---|---|---|
| In Prozent |  |  |  |  |  |  |  |  |
| Stimmen | 653 | 551 | 615 | 249 | 131 | 207 | 51 | 242 |
| Partei | CDU | SPD | GRÜNE | AfD | LINKE | FDP | PARTEI | Sonstige |

| | | | | | | | | |
|---------------------------|---|---|---|---|--|---|---|---|
| Gewinn In Prozent | | |  |  |  |  |  |  |
| Verlust In Prozent |  |  | | | | | | |
| Partei | CDU | SPD | GRÜNE | AfD | LINKE | FDP | PARTEI | Sonstige |

| Partei | EW 2019 Stimmen | EW 2019 Prozent | EW 2014 Stimmen | EW 2014 Prozent | Differenz Stimmen | Differenz In Prozent |
|--------------------------|--------------------|--------------------|--------------------|--------------------|----------------------|-------------------------|
| CDU | 653 | 24,19% | 692 | 30,48% | -39 | -6,29% |
| SPD | 551 | 20,41% | 816 | 35,95% | -265 | -15,54% |
| GRÜNE | 615 | 22,79% | 230 | 10,13% | +385 | +12,66% |
| AfD | 249 | 9,23% | 179 | 7,89% | +70 | +1,34% |
| DIE LINKE | 131 | 4,85% | 100 | 4,41% | +31 | +0,44% |
| FDP | 207 | 7,67% | 90 | 3,96% | +117 | +3,71% |
| PIRATEN | 19 | 0,70% | 40 | 1,76% | -21 | -1,06% |
| Tierschutzpartei | 50 | 1,85% | 28 | 1,23% | +22 | +0,62% |
| NPD | 2 | 0,07% | 15 | 0,66% | -13 | -0,59% |
| Die PARTEI | 51 | 1,89% | 19 | 0,84% | +32 | +1,05% |
| FAMILIE | 26 | 0,96% | 13 | 0,57% | +13 | +0,39% |
| FREIE WÄHLER | 13 | 0,48% | 10 | 0,44% | +3 | +0,04% |
| Volksabstimmung | 4 | 0,15% | 7 | 0,31% | -3 | -0,16% |
| ÖDP | 8 | 0,30% | 6 | 0,26% | +2 | +0,04% |
| DKP | 0 | 0,00% | 2 | 0,09% | -2 | -0,09% |
| MLPD | 1 | 0,04% | 1 | 0,04% | 0 | 0,00% |
| BP | 0 | 0,00% | 1 | 0,04% | -1 | -0,04% |
| SGP | 1 | 0,04% | 0 | 0,00% | +1 | +0,04% |
| TIERSCHUTZ hier! | 10 | 0,37% | -/- | -/- | +10 | +0,37% |
| Tierschutzallianz | 8 | 0,30% | -/- | -/- | +8 | +0,30% |
| Bündnis C | 3 | 0,11% | -/- | -/- | +3 | +0,11% |
| BIG | 15 | 0,56% | -/- | -/- | +15 | +0,56% |
| BGE | 4 | 0,15% | -/- | -/- | +4 | +0,15% |
| DIE DIREKTE! | 4 | 0,15% | -/- | -/- | +4 | +0,15% |
| DiEM25 | 8 | 0,30% | -/- | -/- | +8 | +0,30% |
| III. Weg | 1 | 0,04% | -/- | -/- | +1 | +0,04% |
| Die Grauen | 8 | 0,30% | -/- | -/- | +8 | +0,30% |
| DIE RECHTE | 0 | 0,00% | -/- | -/- | 0 | 0,00% |
| DIE VIOLETTEN | 0 | 0,00% | -/- | -/- | 0 | 0,00% |
| LIEBE | 1 | 0,04% | -/- | -/- | +1 | +0,04% |
| DIE FRAUEN | 2 | 0,07% | -/- | -/- | +2 | +0,07% |
| Graue Panther | 8 | 0,30% | -/- | -/- | +8 | +0,30% |
| LKR | 4 | 0,15% | -/- | -/- | +4 | +0,15% |
| MENSCHLICHE WELT | 3 | 0,11% | -/- | -/- | +3 | +0,11% |
| NL | 0 | 0,00% | -/- | -/- | 0 | 0,00% |

| Partei | EW 2019 Stimmen | EW 2019 Prozent | EW 2014 Stimmen | EW 2014 Prozent | Differenz Stimmen | Differenz In Prozent |
|---------------------------------|--------------------|--------------------|--------------------|--------------------|----------------------|-------------------------|
| ÖkoLinX | 0 | 0,00% | -/- | -/- | 0 | 0,00% |
| Die Humanisten | 3 | 0,11% | -/- | -/- | +3 | +0,11% |
| PARTEI FÜR DIE TIERE | 10 | 0,37% | -/- | -/- | +10 | +0,37% |
| Gesundheitsforschung | 3 | 0,11% | -/- | -/- | +3 | +0,11% |
| Volt | 23 | 0,85% | -/- | -/- | +23 | +0,85% |
| AUF | -/- | -/- | 2 | 0,09% | -2 | -0,09% |
| BüSo | -/- | -/- | 0 | 0,00% | 0 | 0,00% |
| CM | -/- | -/- | 3 | 0,13% | -3 | -0,13% |
| REP | -/- | -/- | 2 | 0,09% | -2 | -0,09% |
| PBC | -/- | -/- | 6 | 0,26% | -6 | -0,26% |
| PRO NRW | -/- | -/- | 8 | 0,35% | -8 | -0,35% |

31 Gartenstadt/Elfrath

| | EW 2019 | EW 2014 | Differenz |
|-----------------------------------|---------------|---------------|----------------|
| Anzahl Wahlbezirke | 6 | | |
| Wahlbeteiligung | 53,67% | 42,96% | +10,71% |
| Wahlberechtigte insgesamt | 5.163 | 5.079 | +84 |
| Wahlberechtigte ohne Sperrvermerk | 4.636 | 4.674 | -38 |
| Wahlberechtigte mit Sperrvermerk | 527 | 405 | +122 |
| Wahlberechtigte § 24 Abs. 2 EuWO | 0 | 0 | 0 |
| Wähler insgesamt | 2.771 | 2.182 | +589 |
| Wähler mit Wahlschein | 494 | 366 | +128 |
| Ungültige Stimmen | 38 | 38 | 0 |
| Gültige Stimmen | 2.733 | 2.144 | +589 |

| | | | | | | | | |
|-------------------|------------|------------|--------------|------------|--------------|------------|--------------|-----------------|
| In Prozent | 24,84% | 24,15% | 17,23% | 11,45% | 4,28% | 7,21% | 2,71% | 8,12% |
| Stimmen | 679 | 660 | 471 | 313 | 117 | 197 | 74 | 222 |
| Partei | CDU | SPD | GRÜNE | AfD | LINKE | FDP | Tiers | Sonstige |

| | | | | | | | | |
|---------------------------|------------|------------|--------------|------------|--------------|------------|--------------|-----------------|
| Gewinn In Prozent | | | +10,75% | +5,62% | | +3,90% | +1,78% | +3,27% |
| Verlust In Prozent | -4,31% | -20,30% | | | -0,71% | | | |
| Partei | CDU | SPD | GRÜNE | AfD | LINKE | FDP | Tiers | Sonstige |

| Partei | EW 2019 Stimmen | EW 2019 Prozent | EW 2014 Stimmen | EW 2014 Prozent | Differenz Stimmen | Differenz In Prozent |
|---------------------|--------------------|--------------------|--------------------|--------------------|----------------------|-------------------------|
| CDU | 679 | 24,84% | 625 | 29,15% | +54 | -4,31% |
| SPD | 660 | 24,15% | 953 | 44,45% | -293 | -20,30% |
| GRÜNE | 471 | 17,23% | 139 | 6,48% | +332 | +10,75% |
| AfD | 313 | 11,45% | 125 | 5,83% | +188 | +5,62% |
| DIE LINKE | 117 | 4,28% | 107 | 4,99% | +10 | -0,71% |
| FDP | 197 | 7,21% | 71 | 3,31% | +126 | +3,90% |
| PIRATEN | 25 | 0,91% | 33 | 1,54% | -8 | -0,63% |
| Tierschutzpartei | 74 | 2,71% | 20 | 0,93% | +54 | +1,78% |
| NPD | 3 | 0,11% | 15 | 0,70% | -12 | -0,59% |
| Die PARTEI | 62 | 2,27% | 13 | 0,61% | +49 | +1,66% |
| FAMILIE | 23 | 0,84% | 13 | 0,61% | +10 | +0,23% |
| FREIE WÄHLER | 20 | 0,73% | 3 | 0,14% | +17 | +0,59% |
| Volksabstimmung | 6 | 0,22% | 1 | 0,05% | +5 | +0,17% |
| ÖDP | 7 | 0,26% | 2 | 0,09% | +5 | +0,17% |
| DKP | 0 | 0,00% | 0 | 0,00% | 0 | 0,00% |
| MLPD | 4 | 0,15% | 2 | 0,09% | +2 | +0,06% |
| BP | 0 | 0,00% | 1 | 0,05% | -1 | -0,05% |
| SGP | 1 | 0,04% | 0 | 0,00% | +1 | +0,04% |
| TIERSCHUTZ hier! | 9 | 0,33% | -/- | -/- | +9 | +0,33% |
| Tierschutzallianz | 4 | 0,15% | -/- | -/- | +4 | +0,15% |
| Bündnis C | 2 | 0,07% | -/- | -/- | +2 | +0,07% |
| BIG | 3 | 0,11% | -/- | -/- | +3 | +0,11% |
| BGE | 2 | 0,07% | -/- | -/- | +2 | +0,07% |
| DIE DIREKTE! | 3 | 0,11% | -/- | -/- | +3 | +0,11% |
| DiEM25 | 6 | 0,22% | -/- | -/- | +6 | +0,22% |
| III. Weg | 0 | 0,00% | -/- | -/- | 0 | 0,00% |
| Die Grauen | 4 | 0,15% | -/- | -/- | +4 | +0,15% |
| DIE RECHTE | 1 | 0,04% | -/- | -/- | +1 | +0,04% |
| DIE VIOLETTEN | 1 | 0,04% | -/- | -/- | +1 | +0,04% |
| LIEBE | 3 | 0,11% | -/- | -/- | +3 | +0,11% |
| DIE FRAUEN | 3 | 0,11% | -/- | -/- | +3 | +0,11% |
| Graue Panther | 5 | 0,18% | -/- | -/- | +5 | +0,18% |
| LKR | 0 | 0,00% | -/- | -/- | 0 | 0,00% |
| MENSCHLICHE WELT | 3 | 0,11% | -/- | -/- | +3 | +0,11% |
| NL | 0 | 0,00% | -/- | -/- | 0 | 0,00% |

| Partei | EW 2019 Stimmen | EW 2019 Prozent | EW 2014 Stimmen | EW 2014 Prozent | Differenz Stimmen | Differenz In Prozent |
|---------------------------------|--------------------|--------------------|--------------------|--------------------|----------------------|-------------------------|
| ÖkoLinX | 2 | 0,07% | -/- | -/- | +2 | +0,07% |
| Die Humanisten | 3 | 0,11% | -/- | -/- | +3 | +0,11% |
| PARTEI FÜR DIE TIERE | 2 | 0,07% | -/- | -/- | +2 | +0,07% |
| Gesundheitsforschung | 3 | 0,11% | -/- | -/- | +3 | +0,11% |
| Volt | 12 | 0,44% | -/- | -/- | +12 | +0,44% |
| AUF | -/- | -/- | 1 | 0,05% | -1 | -0,05% |
| BüSo | -/- | -/- | 1 | 0,05% | -1 | -0,05% |
| CM | -/- | -/- | 1 | 0,05% | -1 | -0,05% |
| REP | -/- | -/- | 5 | 0,23% | -5 | -0,23% |
| PBC | -/- | -/- | 2 | 0,09% | -2 | -0,09% |
| PRO NRW | -/- | -/- | 11 | 0,51% | -11 | -0,51% |

32 Oppum

| | EW 2019 | EW 2014 | Differenz |
|-----------------------------------|---------------|---------------|----------------|
| Anzahl Wahlbezirke | 6 | | |
| Wahlbeteiligung | 57,06% | 46,70% | +10,36% |
| Wahlberechtigte insgesamt | 5.634 | 5.666 | -32 |
| Wahlberechtigte ohne Sperrvermerk | 4.788 | 5.012 | -224 |
| Wahlberechtigte mit Sperrvermerk | 846 | 654 | +192 |
| Wahlberechtigte § 24 Abs. 2 EuWO | 0 | 0 | 0 |
| Wähler insgesamt | 3.215 | 2.646 | +569 |
| Wähler mit Wahlschein | 795 | 577 | +218 |
| Ungültige Stimmen | 23 | 29 | -6 |
| Gültige Stimmen | 3.192 | 2.617 | +575 |

| | | | | | | | | |
|-------------------|------------|------------|--------------|------------|--------------|------------|---------------|-----------------|
| In Prozent | 23,56% | 22,74% | 23,18% | 9,56% | 3,35% | 6,92% | 2,10% | 8,58% |
| Stimmen | 752 | 726 | 740 | 305 | 107 | 221 | 67 | 274 |
| Partei | CDU | SPD | GRÜNE | AfD | LINKE | FDP | PARTEI | Sonstige |

| | | | | | | | | |
|---------------------------|------------|------------|--------------|------------|--------------|------------|---------------|-----------------|
| Gewinn In Prozent | | | +13,21% | +3,83% | | +2,98% | +1,18% | +2,66% |
| Verlust In Prozent | -7,51% | -15,82% | | | -0,55% | | | |
| Partei | CDU | SPD | GRÜNE | AfD | LINKE | FDP | PARTEI | Sonstige |

| Partei | EW 2019 Stimmen | EW 2019 Prozent | EW 2014 Stimmen | EW 2014 Prozent | Differenz Stimmen | Differenz In Prozent |
|--------------------------|--------------------|--------------------|--------------------|--------------------|----------------------|-------------------------|
| CDU | 752 | 23,56% | 813 | 31,07% | -61 | -7,51% |
| SPD | 726 | 22,74% | 1.009 | 38,56% | -283 | -15,82% |
| GRÜNE | 740 | 23,18% | 261 | 9,97% | +479 | +13,21% |
| AfD | 305 | 9,56% | 150 | 5,73% | +155 | +3,83% |
| DIE LINKE | 107 | 3,35% | 102 | 3,90% | +5 | -0,55% |
| FDP | 221 | 6,92% | 103 | 3,94% | +118 | +2,98% |
| PIRATEN | 22 | 0,69% | 39 | 1,49% | -17 | -0,80% |
| Tierschutzpartei | 61 | 1,91% | 32 | 1,22% | +29 | +0,69% |
| NPD | 5 | 0,16% | 20 | 0,76% | -15 | -0,60% |
| Die PARTEI | 67 | 2,10% | 24 | 0,92% | +43 | +1,18% |
| FAMILIE | 29 | 0,91% | 14 | 0,53% | +15 | +0,38% |
| FREIE WÄHLER | 16 | 0,50% | 14 | 0,53% | +2 | -0,03% |
| Volksabstimmung | 5 | 0,16% | 8 | 0,31% | -3 | -0,15% |
| ÖDP | 7 | 0,22% | 5 | 0,19% | +2 | +0,03% |
| DKP | 1 | 0,03% | 2 | 0,08% | -1 | -0,05% |
| MLPD | 1 | 0,03% | 1 | 0,04% | 0 | -0,01% |
| BP | 2 | 0,06% | 2 | 0,08% | 0 | -0,02% |
| SGP | 0 | 0,00% | 0 | 0,00% | 0 | 0,00% |
| TIERSCHUTZ hier! | 11 | 0,34% | -/- | -/- | +11 | +0,34% |
| Tierschutzallianz | 4 | 0,13% | -/- | -/- | +4 | +0,13% |
| Bündnis C | 4 | 0,13% | -/- | -/- | +4 | +0,13% |
| BIG | 16 | 0,50% | -/- | -/- | +16 | +0,50% |
| BGE | 4 | 0,13% | -/- | -/- | +4 | +0,13% |
| DIE DIREKTE! | 1 | 0,03% | -/- | -/- | +1 | +0,03% |
| DiEM25 | 14 | 0,44% | -/- | -/- | +14 | +0,44% |
| III. Weg | 0 | 0,00% | -/- | -/- | 0 | 0,00% |
| Die Grauen | 5 | 0,16% | -/- | -/- | +5 | +0,16% |
| DIE RECHTE | 1 | 0,03% | -/- | -/- | +1 | +0,03% |
| DIE VIOLETTEN | 0 | 0,00% | -/- | -/- | 0 | 0,00% |
| LIEBE | 0 | 0,00% | -/- | -/- | 0 | 0,00% |
| DIE FRAUEN | 5 | 0,16% | -/- | -/- | +5 | +0,16% |
| Graue Panther | 7 | 0,22% | -/- | -/- | +7 | +0,22% |
| LKR | 5 | 0,16% | -/- | -/- | +5 | +0,16% |
| MENSCHLICHE WELT | 2 | 0,06% | -/- | -/- | +2 | +0,06% |
| NL | 3 | 0,09% | -/- | -/- | +3 | +0,09% |

| Partei | EW 2019 Stimmen | EW 2019 Prozent | EW 2014 Stimmen | EW 2014 Prozent | Differenz Stimmen | Differenz In Prozent |
|---------------------------------|--------------------|--------------------|--------------------|--------------------|----------------------|-------------------------|
| ÖkoLinX | 2 | 0,06% | -/- | -/- | +2 | +0,06% |
| Die Humanisten | 5 | 0,16% | -/- | -/- | +5 | +0,16% |
| PARTEI FÜR DIE TIERE | 10 | 0,31% | -/- | -/- | +10 | +0,31% |
| Gesundheitsforschung | 6 | 0,19% | -/- | -/- | +6 | +0,19% |
| Volt | 20 | 0,63% | -/- | -/- | +20 | +0,63% |
| AUF | -/- | -/- | 2 | 0,08% | -2 | -0,08% |
| BüSo | -/- | -/- | 0 | 0,00% | 0 | 0,00% |
| CM | -/- | -/- | 0 | 0,00% | 0 | 0,00% |
| REP | -/- | -/- | 5 | 0,19% | -5 | -0,19% |
| PBC | -/- | -/- | 3 | 0,11% | -3 | -0,11% |
| PRO NRW | -/- | -/- | 8 | 0,31% | -8 | -0,31% |

34 Linn

| | EW 2019 | EW 2014 | Differenz |
|-----------------------------------|---------------|---------------|---------------|
| Anzahl Wahlbezirke | 5 | | |
| Wahlbeteiligung | 53,33% | 47,29% | +6,04% |
| Wahlberechtigte insgesamt | 4.615 | 4.705 | -90 |
| Wahlberechtigte ohne Sperrvermerk | 4.062 | 4.143 | -81 |
| Wahlberechtigte mit Sperrvermerk | 553 | 562 | -9 |
| Wahlberechtigte § 24 Abs. 2 EuWO | 0 | 0 | 0 |
| Wähler insgesamt | 2.461 | 2.225 | +236 |
| Wähler mit Wahlschein | 527 | 513 | +14 |
| Ungültige Stimmen | 20 | 33 | -13 |
| Gültige Stimmen | 2.441 | 2.192 | +249 |

| In Prozent | 25,52% | 23,35% | 20,57% | 8,23% | 4,47% | 6,23% | 2,46% | 9,18% |
|------------|--------|--------|--------|-------|-------|-------|--------|----------|
| Stimmen | 623 | 570 | 502 | 201 | 109 | 152 | 60 | 224 |
| Partei | CDU | SPD | GRÜNE | AfD | LINKE | FDP | PARTEI | Sonstige |

| | | | | | | | | |
|--------------------|--------|---------|---------|--------|--------|--------|--------|----------|
| Gewinn In Prozent | | | +13,50% | +3,62% | +0,04% | +2,99% | +2,05% | +2,29% |
| Verlust In Prozent | -8,33% | -16,16% | | | | | | |
| Partei | CDU | SPD | GRÜNE | AfD | LINKE | FDP | PARTEI | Sonstige |

| Partei | EW 2019 Stimmen | EW 2019 Prozent | EW 2014 Stimmen | EW 2014 Prozent | Differenz Stimmen | Differenz In Prozent |
|---------------------|--------------------|--------------------|--------------------|--------------------|----------------------|-------------------------|
| CDU | 623 | 25,52% | 742 | 33,85% | -119 | -8,33% |
| SPD | 570 | 23,35% | 866 | 39,51% | -296 | -16,16% |
| GRÜNE | 502 | 20,57% | 155 | 7,07% | +347 | +13,50% |
| AfD | 201 | 8,23% | 101 | 4,61% | +100 | +3,62% |
| DIE LINKE | 109 | 4,47% | 97 | 4,43% | +12 | +0,04% |
| FDP | 152 | 6,23% | 71 | 3,24% | +81 | +2,99% |
| PIRATEN | 25 | 1,02% | 50 | 2,28% | -25 | -1,26% |
| Tierschutzpartei | 45 | 1,84% | 37 | 1,69% | +8 | +0,15% |
| NPD | 6 | 0,25% | 13 | 0,59% | -7 | -0,34% |
| Die PARTEI | 60 | 2,46% | 9 | 0,41% | +51 | +2,05% |
| FAMILIE | 21 | 0,86% | 15 | 0,68% | +6 | +0,18% |
| FREIE WÄHLER | 7 | 0,29% | 3 | 0,14% | +4 | +0,15% |
| Volksabstimmung | 6 | 0,25% | 3 | 0,14% | +3 | +0,11% |
| ÖDP | 22 | 0,90% | 2 | 0,09% | +20 | +0,81% |
| DKP | 0 | 0,00% | 1 | 0,05% | -1 | -0,05% |
| MLPD | 0 | 0,00% | 0 | 0,00% | 0 | 0,00% |
| BP | 0 | 0,00% | 1 | 0,05% | -1 | -0,05% |
| SGP | 0 | 0,00% | 0 | 0,00% | 0 | 0,00% |
| TIERSCHUTZ hier! | 10 | 0,41% | -/- | -/- | +10 | +0,41% |
| Tierschutzallianz | 1 | 0,04% | -/- | -/- | +1 | +0,04% |
| Bündnis C | 1 | 0,04% | -/- | -/- | +1 | +0,04% |
| BIG | 10 | 0,41% | -/- | -/- | +10 | +0,41% |
| BGE | 2 | 0,08% | -/- | -/- | +2 | +0,08% |
| DIE DIREKTE! | 2 | 0,08% | -/- | -/- | +2 | +0,08% |
| DiEM25 | 11 | 0,45% | -/- | -/- | +11 | +0,45% |
| III. Weg | 0 | 0,00% | -/- | -/- | 0 | 0,00% |
| Die Grauen | 4 | 0,16% | -/- | -/- | +4 | +0,16% |
| DIE RECHTE | 1 | 0,04% | -/- | -/- | +1 | +0,04% |
| DIE VIOLETTEN | 0 | 0,00% | -/- | -/- | 0 | 0,00% |
| LIEBE | 6 | 0,25% | -/- | -/- | +6 | +0,25% |
| DIE FRAUEN | 2 | 0,08% | -/- | -/- | +2 | +0,08% |
| Graue Panther | 7 | 0,29% | -/- | -/- | +7 | +0,29% |
| LKR | 2 | 0,08% | -/- | -/- | +2 | +0,08% |
| MENSCHLICHE WELT | 2 | 0,08% | -/- | -/- | +2 | +0,08% |
| NL | 2 | 0,08% | -/- | -/- | +2 | +0,08% |

| Partei | EW 2019 Stimmen | EW 2019 Prozent | EW 2014 Stimmen | EW 2014 Prozent | Differenz Stimmen | Differenz In Prozent |
|---------------------------------|--------------------|--------------------|--------------------|--------------------|----------------------|-------------------------|
| ÖkoLinX | 4 | 0,16% | -/- | -/- | +4 | +0,16% |
| Die Humanisten | 4 | 0,16% | -/- | -/- | +4 | +0,16% |
| PARTEI FÜR DIE TIERE | 9 | 0,37% | -/- | -/- | +9 | +0,37% |
| Gesundheitsforschung | 3 | 0,12% | -/- | -/- | +3 | +0,12% |
| Volt | 9 | 0,37% | -/- | -/- | +9 | +0,37% |
| AUF | -/- | -/- | 4 | 0,18% | -4 | -0,18% |
| BüSo | -/- | -/- | 1 | 0,05% | -1 | -0,05% |
| CM | -/- | -/- | 3 | 0,14% | -3 | -0,14% |
| REP | -/- | -/- | 9 | 0,41% | -9 | -0,41% |
| PBC | -/- | -/- | 5 | 0,23% | -5 | -0,23% |
| PRO NRW | -/- | -/- | 4 | 0,18% | -4 | -0,18% |

35 Uerdingen

| | EW 2019 | EW 2014 | Differenz |
|-----------------------------------|---------------|---------------|----------------|
| Anzahl Wahlbezirke | 7 | | |
| Wahlbeteiligung | 57,74% | 45,83% | +11,91% |
| Wahlberechtigte insgesamt | 7.063 | 7.102 | -39 |
| Wahlberechtigte ohne Sperrvermerk | 6.077 | 6.305 | -228 |
| Wahlberechtigte mit Sperrvermerk | 986 | 797 | +189 |
| Wahlberechtigte § 24 Abs. 2 EuWO | 0 | 0 | 0 |
| Wähler insgesamt | 4.078 | 3.255 | +823 |
| Wähler mit Wahlschein | 939 | 741 | +198 |
| Ungültige Stimmen | 38 | 46 | -8 |
| Gültige Stimmen | 4.040 | 3.209 | +831 |

| | | | | | | | | |
|-------------------|------------|------------|--------------|------------|--------------|------------|---------------|-----------------|
| In Prozent | 23,22% | 22,43% | 22,20% | 7,97% | 5,20% | 6,73% | 2,40% | 9,85% |
| Stimmen | 938 | 906 | 897 | 322 | 210 | 272 | 97 | 398 |
| Partei | CDU | SPD | GRÜNE | AfD | LINKE | FDP | PARTEI | Sonstige |









| | | | | | | | | |
|---------------------------|------------|------------|--------------|------------|--------------|------------|---------------|-----------------|
| Gewinn In Prozent | | | +13,72% | +2,42% | +0,59% | +3,58% | +1,62% | +2,99% |
| Verlust In Prozent | -5,23% | -19,70% | | | | | | |
| Partei | CDU | SPD | GRÜNE | AfD | LINKE | FDP | PARTEI | Sonstige |


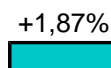
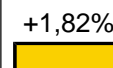
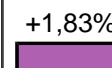
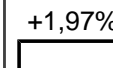



| Partei | EW 2019 Stimmen | EW 2019 Prozent | EW 2014 Stimmen | EW 2014 Prozent | Differenz Stimmen | Differenz In Prozent |
|-----------------------------|--------------------|--------------------|--------------------|--------------------|----------------------|-------------------------|
| CDU | 938 | 23,22% | 913 | 28,45% | +25 | -5,23% |
| SPD | 906 | 22,43% | 1.352 | 42,13% | -446 | -19,70% |
| GRÜNE | 897 | 22,20% | 272 | 8,48% | +625 | +13,72% |
| AfD | 322 | 7,97% | 178 | 5,55% | +144 | +2,42% |
| DIE LINKE | 210 | 5,20% | 148 | 4,61% | +62 | +0,59% |
| FDP | 272 | 6,73% | 101 | 3,15% | +171 | +3,58% |
| PIRATEN | 43 | 1,06% | 71 | 2,21% | -28 | -1,15% |
| Tierschutzpartei | 81 | 2,00% | 35 | 1,09% | +46 | +0,91% |
| NPD | 7 | 0,17% | 19 | 0,59% | -12 | -0,42% |
| Die PARTEI | 97 | 2,40% | 25 | 0,78% | +72 | +1,62% |
| FAMILIE | 48 | 1,19% | 19 | 0,59% | +29 | +0,60% |
| FREIE WÄHLER | 34 | 0,84% | 19 | 0,59% | +15 | +0,25% |
| Volksabstimmung | 3 | 0,07% | 16 | 0,50% | -13 | -0,43% |
| ÖDP | 11 | 0,27% | 4 | 0,12% | +7 | +0,15% |
| DKP | 0 | 0,00% | 0 | 0,00% | 0 | 0,00% |
| MLPD | 8 | 0,20% | 0 | 0,00% | +8 | +0,20% |
| BP | 2 | 0,05% | 0 | 0,00% | +2 | +0,05% |
| SGP | 0 | 0,00% | 0 | 0,00% | 0 | 0,00% |
| TIERSCHUTZ hier! | 16 | 0,40% | -/- | -/- | +16 | +0,40% |
| Tierschutzallianz | 10 | 0,25% | -/- | -/- | +10 | +0,25% |
| Bündnis C | 1 | 0,02% | -/- | -/- | +1 | +0,02% |
| BIG | 20 | 0,50% | -/- | -/- | +20 | +0,50% |
| BGE | 2 | 0,05% | -/- | -/- | +2 | +0,05% |
| DIE DIREKTE! | 3 | 0,07% | -/- | -/- | +3 | +0,07% |
| DiEM25 | 10 | 0,25% | -/- | -/- | +10 | +0,25% |
| III. Weg | 0 | 0,00% | -/- | -/- | 0 | 0,00% |
| Die Grauen | 8 | 0,20% | -/- | -/- | +8 | +0,20% |
| DIE RECHTE | 5 | 0,12% | -/- | -/- | +5 | +0,12% |
| DIE VIOLETTEN | 5 | 0,12% | -/- | -/- | +5 | +0,12% |
| LIEBE | 4 | 0,10% | -/- | -/- | +4 | +0,10% |
| DIE FRAUEN | 6 | 0,15% | -/- | -/- | +6 | +0,15% |
| Graue Panther | 11 | 0,27% | -/- | -/- | +11 | +0,27% |
| LKR | 1 | 0,02% | -/- | -/- | +1 | +0,02% |
| MENSCHLICHE WELT | 2 | 0,05% | -/- | -/- | +2 | +0,05% |
| NL | 2 | 0,05% | -/- | -/- | +2 | +0,05% |

| Partei | EW 2019 Stimmen | EW 2019 Prozent | EW 2014 Stimmen | EW 2014 Prozent | Differenz Stimmen | Differenz In Prozent |
|---------------------------------|--------------------|--------------------|--------------------|--------------------|----------------------|-------------------------|
| ÖkoLinX | 0 | 0,00% | -/- | -/- | 0 | 0,00% |
| Die Humanisten | 11 | 0,27% | -/- | -/- | +11 | +0,27% |
| PARTEI FÜR DIE TIERE | 20 | 0,50% | -/- | -/- | +20 | +0,50% |
| Gesundheitsforschung | 6 | 0,15% | -/- | -/- | +6 | +0,15% |
| Volt | 18 | 0,45% | -/- | -/- | +18 | +0,45% |
| AUF | -/- | -/- | 4 | 0,12% | -4 | -0,12% |
| BüSo | -/- | -/- | 2 | 0,06% | -2 | -0,06% |
| CM | -/- | -/- | 1 | 0,03% | -1 | -0,03% |
| REP | -/- | -/- | 8 | 0,25% | -8 | -0,25% |
| PBC | -/- | -/- | 8 | 0,25% | -8 | -0,25% |
| PRO NRW | -/- | -/- | 14 | 0,44% | -14 | -0,44% |

36 Königshof/Niederbruch

| | EW 2019 | EW 2014 | Differenz |
|-----------------------------------|---------------|---------------|----------------|
| Anzahl Wahlbezirke | 6 | | |
| Wahlbeteiligung | 63,00% | 51,21% | +11,79% |
| Wahlberechtigte insgesamt | 4.895 | 5.065 | -170 |
| Wahlberechtigte ohne Sperrvermerk | 4.094 | 4.385 | -291 |
| Wahlberechtigte mit Sperrvermerk | 801 | 680 | +121 |
| Wahlberechtigte § 24 Abs. 2 EuWO | 0 | 0 | 0 |
| Wähler insgesamt | 3.084 | 2.594 | +490 |
| Wähler mit Wahlschein | 763 | 608 | +155 |
| Ungültige Stimmen | 22 | 35 | -13 |
| Gültige Stimmen | 3.062 | 2.559 | +503 |

| | | | | | | | | |
|-------------------|---|---|---|---|--|---|---|---|
| In Prozent |  |  |  |  |  |  |  |  |
| Stimmen | 850 | 633 | 727 | 231 | 101 | 203 | 81 | 236 |
| Partei | CDU | SPD | GRÜNE | AfD | LINKE | FDP | PARTEI | Sonstige |

| | | | | | | | | |
|---------------------------|---|---|---|---|--|---|---|---|
| Gewinn In Prozent | | |  |  | |  |  |  |
| Verlust In Prozent |  |  | | |  | | | |
| Partei | CDU | SPD | GRÜNE | AfD | LINKE | FDP | PARTEI | Sonstige |

| Partei | EW 2019 Stimmen | EW 2019 Prozent | EW 2014 Stimmen | EW 2014 Prozent | Differenz Stimmen | Differenz In Prozent |
|---------------------|--------------------|--------------------|--------------------|--------------------|----------------------|-------------------------|
| CDU | 850 | 27,76% | 884 | 34,54% | -34 | -6,78% |
| SPD | 633 | 20,67% | 877 | 34,27% | -244 | -13,60% |
| GRÜNE | 727 | 23,74% | 253 | 9,89% | +474 | +13,85% |
| AfD | 231 | 7,54% | 145 | 5,67% | +86 | +1,87% |
| DIE LINKE | 101 | 3,30% | 109 | 4,26% | -8 | -0,96% |
| FDP | 203 | 6,63% | 123 | 4,81% | +80 | +1,82% |
| PIRATEN | 17 | 0,56% | 53 | 2,07% | -36 | -1,51% |
| Tierschutzpartei | 54 | 1,76% | 21 | 0,82% | +33 | +0,94% |
| NPD | 4 | 0,13% | 14 | 0,55% | -10 | -0,42% |
| Die PARTEI | 81 | 2,65% | 21 | 0,82% | +60 | +1,83% |
| FAMILIE | 16 | 0,52% | 11 | 0,43% | +5 | +0,09% |
| FREIE WÄHLER | 22 | 0,72% | 7 | 0,27% | +15 | +0,45% |
| Volksabstimmung | 2 | 0,07% | 5 | 0,20% | -3 | -0,13% |
| ÖDP | 16 | 0,52% | 6 | 0,23% | +10 | +0,29% |
| DKP | 3 | 0,10% | 0 | 0,00% | +3 | +0,10% |
| MLPD | 0 | 0,00% | 2 | 0,08% | -2 | -0,08% |
| BP | 0 | 0,00% | 1 | 0,04% | -1 | -0,04% |
| SGP | 0 | 0,00% | 0 | 0,00% | 0 | 0,00% |
| TIERSCHUTZ hier! | 7 | 0,23% | -/- | -/- | +7 | +0,23% |
| Tierschutzallianz | 5 | 0,16% | -/- | -/- | +5 | +0,16% |
| Bündnis C | 3 | 0,10% | -/- | -/- | +3 | +0,10% |
| BIG | 7 | 0,23% | -/- | -/- | +7 | +0,23% |
| BGE | 2 | 0,07% | -/- | -/- | +2 | +0,07% |
| DIE DIREKTE! | 2 | 0,07% | -/- | -/- | +2 | +0,07% |
| DiEM25 | 10 | 0,33% | -/- | -/- | +10 | +0,33% |
| III. Weg | 0 | 0,00% | -/- | -/- | 0 | 0,00% |
| Die Grauen | 4 | 0,13% | -/- | -/- | +4 | +0,13% |
| DIE RECHTE | 1 | 0,03% | -/- | -/- | +1 | +0,03% |
| DIE VIOLETTEN | 1 | 0,03% | -/- | -/- | +1 | +0,03% |
| LIEBE | 1 | 0,03% | -/- | -/- | +1 | +0,03% |
| DIE FRAUEN | 4 | 0,13% | -/- | -/- | +4 | +0,13% |
| Graue Panther | 8 | 0,26% | -/- | -/- | +8 | +0,26% |
| LKR | 4 | 0,13% | -/- | -/- | +4 | +0,13% |
| MENSCHLICHE WELT | 0 | 0,00% | -/- | -/- | 0 | 0,00% |
| NL | 1 | 0,03% | -/- | -/- | +1 | +0,03% |

| Partei | EW 2019 Stimmen | EW 2019 Prozent | EW 2014 Stimmen | EW 2014 Prozent | Differenz Stimmen | Differenz In Prozent |
|---------------------------------|--------------------|--------------------|--------------------|--------------------|----------------------|-------------------------|
| ÖkoLinX | 2 | 0,07% | -/- | -/- | +2 | +0,07% |
| Die Humanisten | 9 | 0,29% | -/- | -/- | +9 | +0,29% |
| PARTEI FÜR DIE TIERE | 7 | 0,23% | -/- | -/- | +7 | +0,23% |
| Gesundheitsforschung | 2 | 0,07% | -/- | -/- | +2 | +0,07% |
| Volt | 22 | 0,72% | -/- | -/- | +22 | +0,72% |
| AUF | -/- | -/- | 6 | 0,23% | -6 | -0,23% |
| BüSo | -/- | -/- | 0 | 0,00% | 0 | 0,00% |
| CM | -/- | -/- | 4 | 0,16% | -4 | -0,16% |
| REP | -/- | -/- | 2 | 0,08% | -2 | -0,08% |
| PBC | -/- | -/- | 5 | 0,20% | -5 | -0,20% |
| PRO NRW | -/- | -/- | 10 | 0,39% | -10 | -0,39% |

37 Uerdingen/Gellep

| | EW 2019 | EW 2014 | Differenz |
|-----------------------------------|---------------|---------------|----------------|
| Anzahl Wahlbezirke | 8 | | |
| Wahlbeteiligung | 59,75% | 49,22% | +10,53% |
| Wahlberechtigte insgesamt | 6.790 | 6.960 | -170 |
| Wahlberechtigte ohne Sperrvermerk | 5.673 | 6.016 | -343 |
| Wahlberechtigte mit Sperrvermerk | 1.117 | 944 | +173 |
| Wahlberechtigte § 24 Abs. 2 EuWO | 0 | 0 | 0 |
| Wähler insgesamt | 4.057 | 3.426 | +631 |
| Wähler mit Wahlschein | 1.047 | 855 | +192 |
| Ungültige Stimmen | 36 | 46 | -10 |
| Gültige Stimmen | 4.021 | 3.380 | +641 |

| In Prozent | 26,54% | 18,80% | 22,36% | 8,46% | 4,35% | 8,38% | 3,08% | 8,03% |
|------------|--------|--------|--------|-------|-------|-------|--------|----------|
| Stimmen | 1.067 | 756 | 899 | 340 | 175 | 337 | 124 | 323 |
| Partei | CDU | SPD | GRÜNE | AfD | LINKE | FDP | PARTEI | Sonstige |

| | | | | | | | | |
|--------------------|--------|---------|---------|--------|--------|--------|--------|----------|
| Gewinn In Prozent | | | +13,75% | +2,69% | | +3,20% | +2,28% | +1,73% |
| Verlust In Prozent | -7,60% | -15,28% | | | -0,77% | | | |
| Partei | CDU | SPD | GRÜNE | AfD | LINKE | FDP | PARTEI | Sonstige |

| Partei | EW 2019 Stimmen | EW 2019 Prozent | EW 2014 Stimmen | EW 2014 Prozent | Differenz Stimmen | Differenz In Prozent |
|--------------------------|--------------------|--------------------|--------------------|--------------------|----------------------|-------------------------|
| CDU | 1.067 | 26,54% | 1.154 | 34,14% | -87 | -7,60% |
| SPD | 756 | 18,80% | 1.152 | 34,08% | -396 | -15,28% |
| GRÜNE | 899 | 22,36% | 291 | 8,61% | +608 | +13,75% |
| AfD | 340 | 8,46% | 195 | 5,77% | +145 | +2,69% |
| DIE LINKE | 175 | 4,35% | 173 | 5,12% | +2 | -0,77% |
| FDP | 337 | 8,38% | 175 | 5,18% | +162 | +3,20% |
| PIRATEN | 28 | 0,70% | 68 | 2,01% | -40 | -1,31% |
| Tierschutzpartei | 78 | 1,94% | 53 | 1,57% | +25 | +0,37% |
| NPD | 7 | 0,17% | 16 | 0,47% | -9 | -0,30% |
| Die PARTEI | 124 | 3,08% | 27 | 0,80% | +97 | +2,28% |
| FAMILIE | 31 | 0,77% | 18 | 0,53% | +13 | +0,24% |
| FREIE WÄHLER | 34 | 0,85% | 9 | 0,27% | +25 | +0,58% |
| Volksabstimmung | 3 | 0,07% | 10 | 0,30% | -7 | -0,23% |
| ÖDP | 13 | 0,32% | 3 | 0,09% | +10 | +0,23% |
| DKP | 1 | 0,02% | 1 | 0,03% | 0 | -0,01% |
| MLPD | 6 | 0,15% | 2 | 0,06% | +4 | +0,09% |
| BP | 1 | 0,02% | 1 | 0,03% | 0 | -0,01% |
| SGP | 0 | 0,00% | 0 | 0,00% | 0 | 0,00% |
| TIERSCHUTZ hier! | 5 | 0,12% | -/- | -/- | +5 | +0,12% |
| Tierschutzallianz | 4 | 0,10% | -/- | -/- | +4 | +0,10% |
| Bündnis C | 9 | 0,22% | -/- | -/- | +9 | +0,22% |
| BIG | 2 | 0,05% | -/- | -/- | +2 | +0,05% |
| BGE | 4 | 0,10% | -/- | -/- | +4 | +0,10% |
| DIE DIREKTE! | 3 | 0,07% | -/- | -/- | +3 | +0,07% |
| DiEM25 | 16 | 0,40% | -/- | -/- | +16 | +0,40% |
| III. Weg | 0 | 0,00% | -/- | -/- | 0 | 0,00% |
| Die Grauen | 9 | 0,22% | -/- | -/- | +9 | +0,22% |
| DIE RECHTE | 3 | 0,07% | -/- | -/- | +3 | +0,07% |
| DIE VIOLETTEN | 3 | 0,07% | -/- | -/- | +3 | +0,07% |
| LIEBE | 2 | 0,05% | -/- | -/- | +2 | +0,05% |
| DIE FRAUEN | 5 | 0,12% | -/- | -/- | +5 | +0,12% |
| Graue Panther | 8 | 0,20% | -/- | -/- | +8 | +0,20% |
| LKR | 0 | 0,00% | -/- | -/- | 0 | 0,00% |
| MENSCHLICHE WELT | 1 | 0,02% | -/- | -/- | +1 | +0,02% |
| NL | 3 | 0,07% | -/- | -/- | +3 | +0,07% |

| Partei | EW 2019 Stimmen | EW 2019 Prozent | EW 2014 Stimmen | EW 2014 Prozent | Differenz Stimmen | Differenz In Prozent |
|---------------------------------|--------------------|--------------------|--------------------|--------------------|----------------------|-------------------------|
| ÖkoLinX | 1 | 0,02% | -/- | -/- | +1 | +0,02% |
| Die Humanisten | 4 | 0,10% | -/- | -/- | +4 | +0,10% |
| PARTEI FÜR DIE TIERE | 11 | 0,27% | -/- | -/- | +11 | +0,27% |
| Gesundheitsforschung | 5 | 0,12% | -/- | -/- | +5 | +0,12% |
| Volt | 23 | 0,57% | -/- | -/- | +23 | +0,57% |
| AUF | -/- | -/- | 4 | 0,12% | -4 | -0,12% |
| BüSo | -/- | -/- | 0 | 0,00% | 0 | 0,00% |
| CM | -/- | -/- | 3 | 0,09% | -3 | -0,09% |
| REP | -/- | -/- | 8 | 0,24% | -8 | -0,24% |
| PBC | -/- | -/- | 3 | 0,09% | -3 | -0,09% |
| PRO NRW | -/- | -/- | 14 | 0,41% | -14 | -0,41% |

38 Bockum

| | EW 2019 | EW 2014 | Differenz |
|-----------------------------------|---------------|---------------|----------------|
| Anzahl Wahlbezirke | 6 | | |
| Wahlbeteiligung | 69,68% | 59,13% | +10,55% |
| Wahlberechtigte insgesamt | 5.957 | 5.921 | +36 |
| Wahlberechtigte ohne Sperrvermerk | 4.612 | 4.830 | -218 |
| Wahlberechtigte mit Sperrvermerk | 1.345 | 1.091 | +254 |
| Wahlberechtigte § 24 Abs. 2 EuWO | 0 | 0 | 0 |
| Wähler insgesamt | 4.151 | 3.501 | +650 |
| Wähler mit Wahlschein | 1.284 | 996 | +288 |
| Ungültige Stimmen | 22 | 41 | -19 |
| Gültige Stimmen | 4.129 | 3.460 | +669 |

| | | | | | | | | |
|-------------------|------------|------------|--------------|------------|--------------|------------|---------------|-----------------|
| In Prozent | 28,68% | 16,23% | 29,64% | 5,26% | 3,58% | 8,55% | 1,77% | 6,30% |
| Stimmen | 1.184 | 670 | 1.224 | 217 | 148 | 353 | 73 | 260 |
| Partei | CDU | SPD | GRÜNE | AfD | LINKE | FDP | PARTEI | Sonstige |








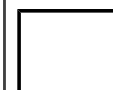
| | | | | | | | | |
|---------------------------|------------|------------|--------------|------------|--------------|------------|---------------|-----------------|
| Gewinn In Prozent | | | +15,74% | | | +1,67% | +1,19% | +1,30% |
| Verlust In Prozent | -6,41% | -12,82% | | -0,38% | -0,29% | | | |
| Partei | CDU | SPD | GRÜNE | AfD | LINKE | FDP | PARTEI | Sonstige |


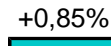
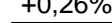
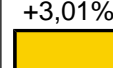
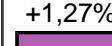
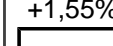
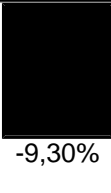

| Partei | EW 2019 Stimmen | EW 2019 Prozent | EW 2014 Stimmen | EW 2014 Prozent | Differenz Stimmen | Differenz In Prozent |
|--------------------------|--------------------|--------------------|--------------------|--------------------|----------------------|-------------------------|
| CDU | 1.184 | 28,68% | 1.214 | 35,09% | -30 | -6,41% |
| SPD | 670 | 16,23% | 1.005 | 29,05% | -335 | -12,82% |
| GRÜNE | 1.224 | 29,64% | 481 | 13,90% | +743 | +15,74% |
| AfD | 217 | 5,26% | 195 | 5,64% | +22 | -0,38% |
| DIE LINKE | 148 | 3,58% | 134 | 3,87% | +14 | -0,29% |
| FDP | 353 | 8,55% | 238 | 6,88% | +115 | +1,67% |
| PIRATEN | 26 | 0,63% | 49 | 1,42% | -23 | -0,79% |
| Tierschutzpartei | 52 | 1,26% | 61 | 1,76% | -9 | -0,50% |
| NPD | 1 | 0,02% | 8 | 0,23% | -7 | -0,21% |
| Die PARTEI | 73 | 1,77% | 20 | 0,58% | +53 | +1,19% |
| FAMILIE | 19 | 0,46% | 11 | 0,32% | +8 | +0,14% |
| FREIE WÄHLER | 18 | 0,44% | 7 | 0,20% | +11 | +0,24% |
| Volksabstimmung | 2 | 0,05% | 6 | 0,17% | -4 | -0,12% |
| ÖDP | 15 | 0,36% | 10 | 0,29% | +5 | +0,07% |
| DKP | 0 | 0,00% | 2 | 0,06% | -2 | -0,06% |
| MLPD | 1 | 0,02% | 0 | 0,00% | +1 | +0,02% |
| BP | 7 | 0,17% | 0 | 0,00% | +7 | +0,17% |
| SGP | 0 | 0,00% | 1 | 0,03% | -1 | -0,03% |
| TIERSCHUTZ hier! | 4 | 0,10% | -/- | -/- | +4 | +0,10% |
| Tierschutzallianz | 3 | 0,07% | -/- | -/- | +3 | +0,07% |
| Bündnis C | 1 | 0,02% | -/- | -/- | +1 | +0,02% |
| BIG | 15 | 0,36% | -/- | -/- | +15 | +0,36% |
| BGE | 7 | 0,17% | -/- | -/- | +7 | +0,17% |
| DIE DIREKTE! | 3 | 0,07% | -/- | -/- | +3 | +0,07% |
| DiEM25 | 16 | 0,39% | -/- | -/- | +16 | +0,39% |
| III. Weg | 0 | 0,00% | -/- | -/- | 0 | 0,00% |
| Die Grauen | 9 | 0,22% | -/- | -/- | +9 | +0,22% |
| DIE RECHTE | 0 | 0,00% | -/- | -/- | 0 | 0,00% |
| DIE VIOLETTEN | 4 | 0,10% | -/- | -/- | +4 | +0,10% |
| LIEBE | 3 | 0,07% | -/- | -/- | +3 | +0,07% |
| DIE FRAUEN | 2 | 0,05% | -/- | -/- | +2 | +0,05% |
| Graue Panther | 5 | 0,12% | -/- | -/- | +5 | +0,12% |
| LKR | 1 | 0,02% | -/- | -/- | +1 | +0,02% |
| MENSCHLICHE WELT | 2 | 0,05% | -/- | -/- | +2 | +0,05% |
| NL | 2 | 0,05% | -/- | -/- | +2 | +0,05% |

| Partei | EW 2019 Stimmen | EW 2019 Prozent | EW 2014 Stimmen | EW 2014 Prozent | Differenz Stimmen | Differenz In Prozent |
|---------------------------------|--------------------|--------------------|--------------------|--------------------|----------------------|-------------------------|
| ÖkoLinX | 1 | 0,02% | -/- | -/- | +1 | +0,02% |
| Die Humanisten | 2 | 0,05% | -/- | -/- | +2 | +0,05% |
| PARTEI FÜR DIE TIERE | 4 | 0,10% | -/- | -/- | +4 | +0,10% |
| Gesundheitsforschung | 7 | 0,17% | -/- | -/- | +7 | +0,17% |
| Volt | 28 | 0,68% | -/- | -/- | +28 | +0,68% |
| AUF | -/- | -/- | 3 | 0,09% | -3 | -0,09% |
| BüSo | -/- | -/- | 0 | 0,00% | 0 | 0,00% |
| CM | -/- | -/- | 2 | 0,06% | -2 | -0,06% |
| REP | -/- | -/- | 4 | 0,12% | -4 | -0,12% |
| PBC | -/- | -/- | 2 | 0,06% | -2 | -0,06% |
| PRO NRW | -/- | -/- | 7 | 0,20% | -7 | -0,20% |

39 Hüls-Süd

| | EW 2019 | EW 2014 | Differenz |
|-----------------------------------|---------------|---------------|----------------|
| Anzahl Wahlbezirke | 5 | | |
| Wahlbeteiligung | 63,58% | 51,91% | +11,67% |
| Wahlberechtigte insgesamt | 6.117 | 6.053 | +64 |
| Wahlberechtigte ohne Sperrvermerk | 4.933 | 5.159 | -226 |
| Wahlberechtigte mit Sperrvermerk | 1.184 | 894 | +290 |
| Wahlberechtigte § 24 Abs. 2 EuWO | 0 | 0 | 0 |
| Wähler insgesamt | 3.889 | 3.142 | +747 |
| Wähler mit Wahlschein | 1.135 | 822 | +313 |
| Ungültige Stimmen | 26 | 35 | -9 |
| Gültige Stimmen | 3.863 | 3.107 | +756 |

| | | | | | | | | |
|-------------------|---|---|---|---|--|---|---|---|
| In Prozent |  |  |  |  |  |  |  |  |
| Stimmen | 1.109 | 635 | 1.047 | 244 | 168 | 309 | 80 | 271 |
| Partei | CDU | SPD | GRÜNE | AfD | LINKE | FDP | PARTEI | Sonstige |

| | | | | | | | | |
|---------------------------|---|---|---|---|--|---|---|---|
| Gewinn In Prozent | | |  |  |  |  |  |  |
| Verlust In Prozent |  |  | | | | | | |
| Partei | CDU | SPD | GRÜNE | AfD | LINKE | FDP | PARTEI | Sonstige |

| Partei | EW 2019 Stimmen | EW 2019 Prozent | EW 2014 Stimmen | EW 2014 Prozent | Differenz Stimmen | Differenz In Prozent |
|--------------------------|--------------------|--------------------|--------------------|--------------------|----------------------|-------------------------|
| CDU | 1.109 | 28,71% | 1.181 | 38,01% | -72 | -9,30% |
| SPD | 635 | 16,44% | 929 | 29,90% | -294 | -13,46% |
| GRÜNE | 1.047 | 27,10% | 350 | 11,26% | +697 | +15,84% |
| AfD | 244 | 6,32% | 170 | 5,47% | +74 | +0,85% |
| DIE LINKE | 168 | 4,35% | 127 | 4,09% | +41 | +0,26% |
| FDP | 309 | 8,00% | 155 | 4,99% | +154 | +3,01% |
| PIRATEN | 20 | 0,52% | 57 | 1,83% | -37 | -1,31% |
| Tierschutzpartei | 53 | 1,37% | 36 | 1,16% | +17 | +0,21% |
| NPD | 7 | 0,18% | 17 | 0,55% | -10 | -0,37% |
| Die PARTEI | 80 | 2,07% | 25 | 0,80% | +55 | +1,27% |
| FAMILIE | 30 | 0,78% | 10 | 0,32% | +20 | +0,46% |
| FREIE WÄHLER | 19 | 0,49% | 6 | 0,19% | +13 | +0,30% |
| Volksabstimmung | 4 | 0,10% | 4 | 0,13% | 0 | -0,03% |
| ÖDP | 14 | 0,36% | 5 | 0,16% | +9 | +0,20% |
| DKP | 1 | 0,03% | 3 | 0,10% | -2 | -0,07% |
| MLPD | 2 | 0,05% | 1 | 0,03% | +1 | +0,02% |
| BP | 1 | 0,03% | 3 | 0,10% | -2 | -0,07% |
| SGP | 2 | 0,05% | 1 | 0,03% | +1 | +0,02% |
| TIERSCHUTZ hier! | 14 | 0,36% | -/- | -/- | +14 | +0,36% |
| Tierschutzallianz | 6 | 0,16% | -/- | -/- | +6 | +0,16% |
| Bündnis C | 0 | 0,00% | -/- | -/- | 0 | 0,00% |
| BIG | 4 | 0,10% | -/- | -/- | +4 | +0,10% |
| BGE | 3 | 0,08% | -/- | -/- | +3 | +0,08% |
| DIE DIREKTE! | 3 | 0,08% | -/- | -/- | +3 | +0,08% |
| DiEM25 | 8 | 0,21% | -/- | -/- | +8 | +0,21% |
| III. Weg | 0 | 0,00% | -/- | -/- | 0 | 0,00% |
| Die Grauen | 5 | 0,13% | -/- | -/- | +5 | +0,13% |
| DIE RECHTE | 1 | 0,03% | -/- | -/- | +1 | +0,03% |
| DIE VIOLETTEN | 5 | 0,13% | -/- | -/- | +5 | +0,13% |
| LIEBE | 5 | 0,13% | -/- | -/- | +5 | +0,13% |
| DIE FRAUEN | 7 | 0,18% | -/- | -/- | +7 | +0,18% |
| Graue Panther | 5 | 0,13% | -/- | -/- | +5 | +0,13% |
| LKR | 5 | 0,13% | -/- | -/- | +5 | +0,13% |
| MENSCHLICHE WELT | 1 | 0,03% | -/- | -/- | +1 | +0,03% |
| NL | 0 | 0,00% | -/- | -/- | 0 | 0,00% |

| Partei | EW 2019 Stimmen | EW 2019 Prozent | EW 2014 Stimmen | EW 2014 Prozent | Differenz Stimmen | Differenz In Prozent |
|---------------------------------|--------------------|--------------------|--------------------|--------------------|----------------------|-------------------------|
| ÖkoLinX | 3 | 0,08% | -/- | -/- | +3 | +0,08% |
| Die Humanisten | 6 | 0,16% | -/- | -/- | +6 | +0,16% |
| PARTEI FÜR DIE TIERE | 5 | 0,13% | -/- | -/- | +5 | +0,13% |
| Gesundheitsforschung | 3 | 0,08% | -/- | -/- | +3 | +0,08% |
| Volt | 29 | 0,75% | -/- | -/- | +29 | +0,75% |
| AUF | -/- | -/- | 4 | 0,13% | -4 | -0,13% |
| BüSo | -/- | -/- | 1 | 0,03% | -1 | -0,03% |
| CM | -/- | -/- | 3 | 0,10% | -3 | -0,10% |
| REP | -/- | -/- | 6 | 0,19% | -6 | -0,19% |
| PBC | -/- | -/- | 5 | 0,16% | -5 | -0,16% |
| PRO NRW | -/- | -/- | 8 | 0,26% | -8 | -0,26% |

41 Hüls-Nord

| | EW 2019 | EW 2014 | Differenz |
|-----------------------------------|---------------|---------------|----------------|
| Anzahl Wahlbezirke | 7 | | |
| Wahlbeteiligung | 68,28% | 56,99% | +11,29% |
| Wahlberechtigte insgesamt | 7.071 | 7.240 | -169 |
| Wahlberechtigte ohne Sperrvermerk | 5.726 | 6.173 | -447 |
| Wahlberechtigte mit Sperrvermerk | 1.345 | 1.067 | +278 |
| Wahlberechtigte § 24 Abs. 2 EuWO | 0 | 0 | 0 |
| Wähler insgesamt | 4.828 | 4.126 | +702 |
| Wähler mit Wahlschein | 1.284 | 971 | +313 |
| Ungültige Stimmen | 29 | 62 | -33 |
| Gültige Stimmen | 4.799 | 4.064 | +735 |

| | | | | | | | | |
|-------------------|------------|------------|--------------|------------|--------------|------------|---------------|-----------------|
| In Prozent | 30,82% | 16,42% | 26,59% | 6,48% | 3,46% | 7,98% | 1,73% | 6,52% |
| Stimmen | 1.479 | 788 | 1.276 | 311 | 166 | 383 | 83 | 313 |
| Partei | CDU | SPD | GRÜNE | AfD | LINKE | FDP | PARTEI | Sonstige |

| | | | | | | | | |
|---------------------------|------------|------------|--------------|------------|--------------|------------|---------------|-----------------|
| Gewinn In Prozent | | | +15,20% | +1,56% | +0,24% | +3,75% | +1,21% | +1,57% |
| Verlust In Prozent | -7,12% | -16,40% | | | | | | |
| Partei | CDU | SPD | GRÜNE | AfD | LINKE | FDP | PARTEI | Sonstige |

| Partei | EW 2019 Stimmen | EW 2019 Prozent | EW 2014 Stimmen | EW 2014 Prozent | Differenz Stimmen | Differenz In Prozent |
|--------------------------|--------------------|--------------------|--------------------|--------------------|----------------------|-------------------------|
| CDU | 1.479 | 30,82% | 1.542 | 37,94% | -63 | -7,12% |
| SPD | 788 | 16,42% | 1.334 | 32,82% | -546 | -16,40% |
| GRÜNE | 1.276 | 26,59% | 463 | 11,39% | +813 | +15,20% |
| AfD | 311 | 6,48% | 200 | 4,92% | +111 | +1,56% |
| DIE LINKE | 166 | 3,46% | 131 | 3,22% | +35 | +0,24% |
| FDP | 383 | 7,98% | 172 | 4,23% | +211 | +3,75% |
| PIRATEN | 29 | 0,60% | 53 | 1,30% | -24 | -0,70% |
| Tierschutzpartei | 56 | 1,17% | 53 | 1,30% | +3 | -0,13% |
| NPD | 3 | 0,06% | 15 | 0,37% | -12 | -0,31% |
| Die PARTEI | 83 | 1,73% | 21 | 0,52% | +62 | +1,21% |
| FAMILIE | 34 | 0,71% | 24 | 0,59% | +10 | +0,12% |
| FREIE WÄHLER | 23 | 0,48% | 22 | 0,54% | +1 | -0,06% |
| Volksabstimmung | 8 | 0,17% | 6 | 0,15% | +2 | +0,02% |
| ÖDP | 21 | 0,44% | 0 | 0,00% | +21 | +0,44% |
| DKP | 1 | 0,02% | 5 | 0,12% | -4 | -0,10% |
| MLPD | 0 | 0,00% | 1 | 0,02% | -1 | -0,02% |
| BP | 4 | 0,08% | 1 | 0,02% | +3 | +0,06% |
| SGP | 0 | 0,00% | 0 | 0,00% | 0 | 0,00% |
| TIERSCHUTZ hier! | 4 | 0,08% | -/- | -/- | +4 | +0,08% |
| Tierschutzallianz | 7 | 0,15% | -/- | -/- | +7 | +0,15% |
| Bündnis C | 2 | 0,04% | -/- | -/- | +2 | +0,04% |
| BIG | 8 | 0,17% | -/- | -/- | +8 | +0,17% |
| BGE | 4 | 0,08% | -/- | -/- | +4 | +0,08% |
| DIE DIREKTE! | 5 | 0,10% | -/- | -/- | +5 | +0,10% |
| DiEM25 | 13 | 0,27% | -/- | -/- | +13 | +0,27% |
| III. Weg | 0 | 0,00% | -/- | -/- | 0 | 0,00% |
| Die Grauen | 14 | 0,29% | -/- | -/- | +14 | +0,29% |
| DIE RECHTE | 0 | 0,00% | -/- | -/- | 0 | 0,00% |
| DIE VIOLETTEN | 5 | 0,10% | -/- | -/- | +5 | +0,10% |
| LIEBE | 6 | 0,13% | -/- | -/- | +6 | +0,13% |
| DIE FRAUEN | 5 | 0,10% | -/- | -/- | +5 | +0,10% |
| Graue Panther | 7 | 0,15% | -/- | -/- | +7 | +0,15% |
| LKR | 8 | 0,17% | -/- | -/- | +8 | +0,17% |
| MENSCHLICHE WELT | 3 | 0,06% | -/- | -/- | +3 | +0,06% |
| NL | 1 | 0,02% | -/- | -/- | +1 | +0,02% |

| Partei | EW 2019 Stimmen | EW 2019 Prozent | EW 2014 Stimmen | EW 2014 Prozent | Differenz Stimmen | Differenz In Prozent |
|---------------------------------|--------------------|--------------------|--------------------|--------------------|----------------------|-------------------------|
| ÖkoLinX | 2 | 0,04% | -/- | -/- | +2 | +0,04% |
| Die Humanisten | 8 | 0,17% | -/- | -/- | +8 | +0,17% |
| PARTEI FÜR DIE TIERE | 7 | 0,15% | -/- | -/- | +7 | +0,15% |
| Gesundheitsforschung | 6 | 0,13% | -/- | -/- | +6 | +0,13% |
| Volt | 19 | 0,40% | -/- | -/- | +19 | +0,40% |
| AUF | -/- | -/- | 1 | 0,02% | -1 | -0,02% |
| BüSo | -/- | -/- | 1 | 0,02% | -1 | -0,02% |
| CM | -/- | -/- | 0 | 0,00% | 0 | 0,00% |
| REP | -/- | -/- | 8 | 0,20% | -8 | -0,20% |
| PBC | -/- | -/- | 2 | 0,05% | -2 | -0,05% |
| PRO NRW | -/- | -/- | 9 | 0,22% | -9 | -0,22% |

Wahlbezirke

11.1 Gemeindehaus Johanneskirche

| | EW 2019 | EW 2014 | Differenz |
|-----------------------------------|---------------|---------------|---------------|
| Wahlbeteiligung | 73,19% | 63,55% | +9,64% |
| Wahlberechtigte insgesamt | 984 | 975 | +9 |
| Wahlberechtigte ohne Sperrvermerk | 772 | 771 | +1 |
| Wahlberechtigte mit Sperrvermerk | 212 | 204 | +8 |
| Wahlberechtigte § 24 Abs. 2 EuWO | 0 | 0 | 0 |
| Wähler insgesamt | 565 | 490 | +75 |
| Wähler mit Wahrschein | 0 | 0 | 0 |
| Ungültige Stimmen | 5 | 4 | +1 |
| Gültige Stimmen | 560 | 486 | +74 |

| | | | | | | | | |
|-------------------|------------|------------|--------------|------------|--------------|------------|--------------|-----------------|
| In Prozent | 36,25% | 7,86% | 25,18% | 7,32% | 3,21% | 12,32% | 1,61% | 6,25% |
| Stimmen | 203 | 44 | 141 | 41 | 18 | 69 | 9 | 35 |
| Partei | CDU | SPD | GRÜNE | AfD | LINKE | FDP | Tiers | Sonstige |









| | | | | | | | | |
|---------------------------|------------|------------|--------------|------------|--------------|------------|--------------|-----------------|
| Gewinn In Prozent | | | +13,04% | | +0,12% | +0,39% | +0,58% | +3,37% |
| Verlust In Prozent | -8,19% | -8,60% | | -0,70% | | | | |
| Partei | CDU | SPD | GRÜNE | AfD | LINKE | FDP | Tiers | Sonstige |



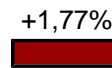
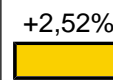

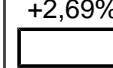


| Partei | EW 2019 Stimmen | EW 2019 Prozent | EW 2014 Stimmen | EW 2014 Prozent | Differenz Stimmen | Differenz In Prozent |
|--------------------------|--------------------|--------------------|--------------------|--------------------|----------------------|-------------------------|
| CDU | 203 | 36,25% | 216 | 44,44% | -13 | -8,19% |
| SPD | 44 | 7,86% | 80 | 16,46% | -36 | -8,60% |
| GRÜNE | 141 | 25,18% | 59 | 12,14% | +82 | +13,04% |
| AfD | 41 | 7,32% | 39 | 8,02% | +2 | -0,70% |
| DIE LINKE | 18 | 3,21% | 15 | 3,09% | +3 | +0,12% |
| FDP | 69 | 12,32% | 58 | 11,93% | +11 | +0,39% |
| PIRATEN | 1 | 0,18% | 5 | 1,03% | -4 | -0,85% |
| Tierschutzpartei | 9 | 1,61% | 5 | 1,03% | +4 | +0,58% |
| NPD | 0 | 0,00% | 1 | 0,21% | -1 | -0,21% |
| Die PARTEI | 6 | 1,07% | 2 | 0,41% | +4 | +0,66% |
| FAMILIE | 2 | 0,36% | 0 | 0,00% | +2 | +0,36% |
| FREIE WÄHLER | 1 | 0,18% | 2 | 0,41% | -1 | -0,23% |
| Volksabstimmung | 0 | 0,00% | 0 | 0,00% | 0 | 0,00% |
| ÖDP | 1 | 0,18% | 0 | 0,00% | +1 | +0,18% |
| DKP | 0 | 0,00% | 0 | 0,00% | 0 | 0,00% |
| MLPD | 0 | 0,00% | 0 | 0,00% | 0 | 0,00% |
| BP | 0 | 0,00% | 0 | 0,00% | 0 | 0,00% |
| SGP | 0 | 0,00% | 0 | 0,00% | 0 | 0,00% |
| TIERSCHUTZ hier! | 0 | 0,00% | -/- | -/- | 0 | 0,00% |
| Tierschutzallianz | 1 | 0,18% | -/- | -/- | +1 | +0,18% |
| Bündnis C | 2 | 0,36% | -/- | -/- | +2 | +0,36% |
| BIG | 2 | 0,36% | -/- | -/- | +2 | +0,36% |
| BGE | 3 | 0,54% | -/- | -/- | +3 | +0,54% |
| DIE DIREKTE! | 1 | 0,18% | -/- | -/- | +1 | +0,18% |
| DiEM25 | 1 | 0,18% | -/- | -/- | +1 | +0,18% |
| III. Weg | 0 | 0,00% | -/- | -/- | 0 | 0,00% |
| Die Grauen | 1 | 0,18% | -/- | -/- | +1 | +0,18% |
| DIE RECHTE | 1 | 0,18% | -/- | -/- | +1 | +0,18% |
| DIE VIOLETTEN | 0 | 0,00% | -/- | -/- | 0 | 0,00% |
| LIEBE | 0 | 0,00% | -/- | -/- | 0 | 0,00% |
| DIE FRAUEN | 0 | 0,00% | -/- | -/- | 0 | 0,00% |
| Graue Panther | 1 | 0,18% | -/- | -/- | +1 | +0,18% |
| LKR | 1 | 0,18% | -/- | -/- | +1 | +0,18% |
| MENSCHLICHE WELT | 0 | 0,00% | -/- | -/- | 0 | 0,00% |
| NL | 1 | 0,18% | -/- | -/- | +1 | +0,18% |

| Partei | EW 2019 Stimmen | EW 2019 Prozent | EW 2014 Stimmen | EW 2014 Prozent | Differenz Stimmen | Differenz In Prozent |
|---------------------------------|--------------------|--------------------|--------------------|--------------------|----------------------|-------------------------|
| ÖkoLinX | 0 | 0,00% | -/- | -/- | 0 | 0,00% |
| Die Humanisten | 0 | 0,00% | -/- | -/- | 0 | 0,00% |
| PARTEI FÜR DIE TIERE | 1 | 0,18% | -/- | -/- | +1 | +0,18% |
| Gesundheitsforschung | 1 | 0,18% | -/- | -/- | +1 | +0,18% |
| Volt | 7 | 1,25% | -/- | -/- | +7 | +1,25% |
| AUF | -/- | -/- | 1 | 0,21% | -1 | -0,21% |
| BüSo | -/- | -/- | 0 | 0,00% | 0 | 0,00% |
| CM | -/- | -/- | 0 | 0,00% | 0 | 0,00% |
| REP | -/- | -/- | 2 | 0,41% | -2 | -0,41% |
| PBC | -/- | -/- | 0 | 0,00% | 0 | 0,00% |
| PRO NRW | -/- | -/- | 1 | 0,21% | -1 | -0,21% |

11.2 Forstwaldschule

| | EW 2019 | EW 2014 | Differenz |
|-----------------------------------|---------------|---------------|---------------|
| Wahlbeteiligung | 64,23% | 55,60% | +8,63% |
| Wahlberechtigte insgesamt | 847 | 865 | -18 |
| Wahlberechtigte ohne Sperrvermerk | 671 | 741 | -70 |
| Wahlberechtigte mit Sperrvermerk | 176 | 124 | +52 |
| Wahlberechtigte § 24 Abs. 2 EuWO | 0 | 0 | 0 |
| Wähler insgesamt | 431 | 412 | +19 |
| Wähler mit Wahlschein | 2 | 0 | +2 |
| Ungültige Stimmen | 5 | 7 | -2 |
| Gültige Stimmen | 426 | 405 | +21 |

| | | | | | | | | |
|-------------------|---|---|---|---|--|---|---|---|
| In Prozent |  |  |  |  |  |  |  |  |
| Stimmen | 135 | 68 | 108 | 32 | 17 | 36 | 8 | 22 |
| Partei | CDU | SPD | GRÜNE | AfD | LINKE | FDP | PARTEI | Sonstige |

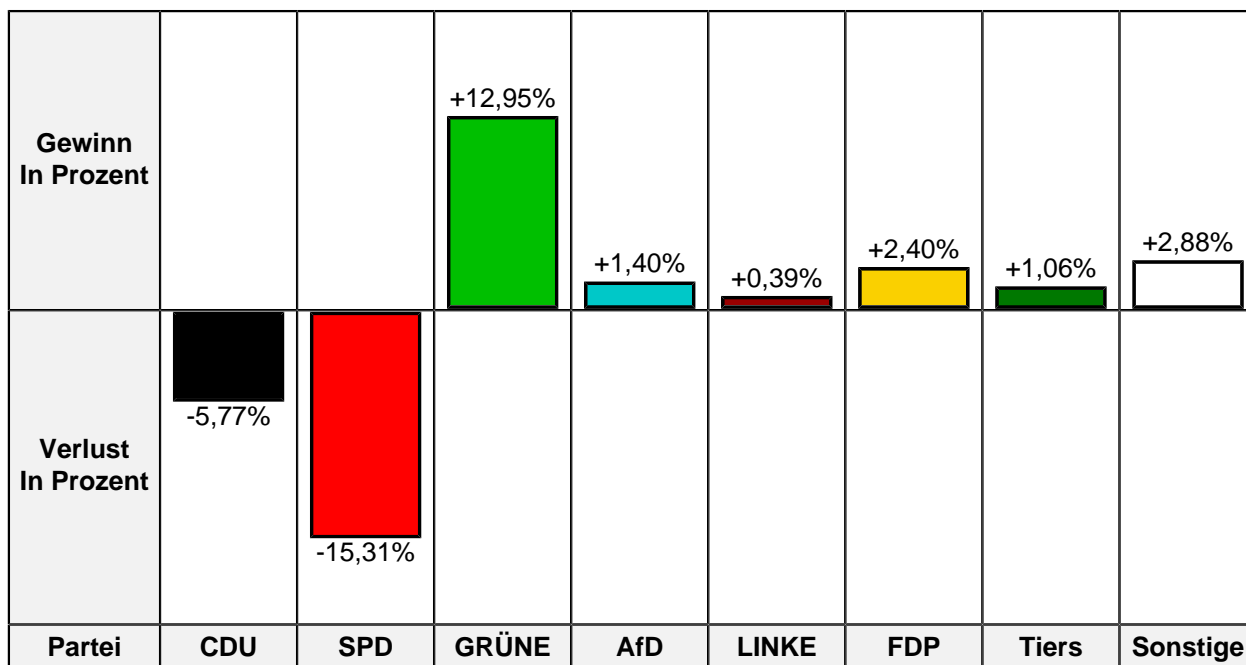
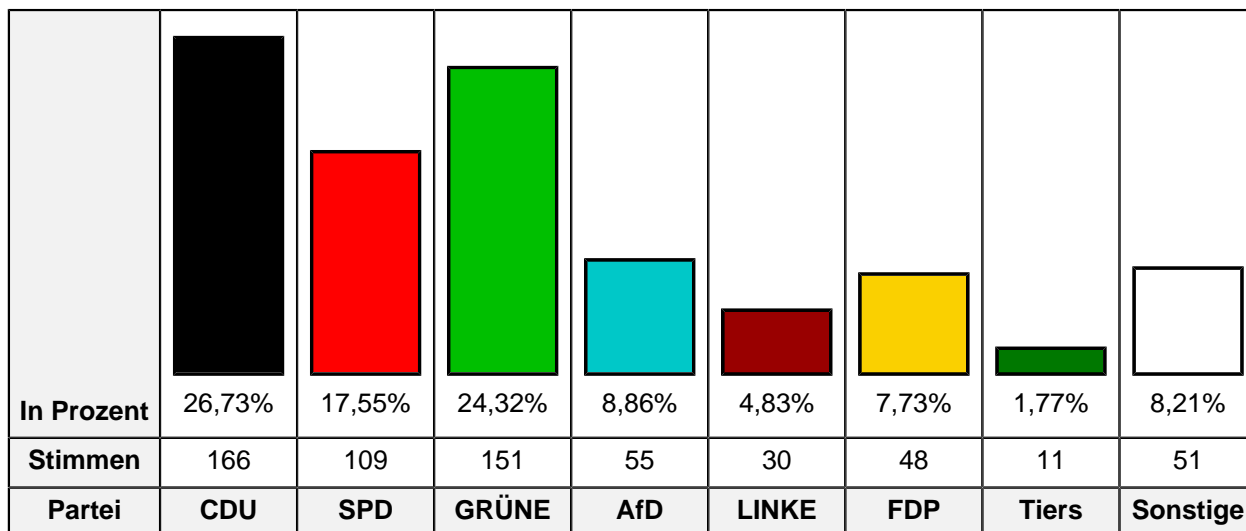
| | | | | | | | | |
|---------------------------|---|---|---|---|--|---|---|---|
| Gewinn In Prozent | | |  |  |  |  |  |  |
| Verlust In Prozent |  |  | | | | | | |
| Partei | CDU | SPD | GRÜNE | AfD | LINKE | FDP | PARTEI | Sonstige |

| Partei | EW 2019 Stimmen | EW 2019 Prozent | EW 2014 Stimmen | EW 2014 Prozent | Differenz Stimmen | Differenz In Prozent |
|---------------------|--------------------|--------------------|--------------------|--------------------|----------------------|-------------------------|
| CDU | 135 | 31,69% | 154 | 38,02% | -19 | -6,33% |
| SPD | 68 | 15,96% | 137 | 33,83% | -69 | -17,87% |
| GRÜNE | 108 | 25,35% | 38 | 9,38% | +70 | +15,97% |
| AfD | 32 | 7,51% | 29 | 7,16% | +3 | +0,35% |
| DIE LINKE | 17 | 3,99% | 9 | 2,22% | +8 | +1,77% |
| FDP | 36 | 8,45% | 24 | 5,93% | +12 | +2,52% |
| PIRATEN | 2 | 0,47% | 0 | 0,00% | +2 | +0,47% |
| Tierschutzpartei | 5 | 1,17% | 2 | 0,49% | +3 | +0,68% |
| NPD | 0 | 0,00% | 0 | 0,00% | 0 | 0,00% |
| Die PARTEI | 8 | 1,88% | 4 | 0,99% | +4 | +0,89% |
| FAMILIE | 1 | 0,23% | 3 | 0,74% | -2 | -0,51% |
| FREIE WÄHLER | 5 | 1,17% | 2 | 0,49% | +3 | +0,68% |
| Volksabstimmung | 0 | 0,00% | 1 | 0,25% | -1 | -0,25% |
| ÖDP | 0 | 0,00% | 0 | 0,00% | 0 | 0,00% |
| DKP | 0 | 0,00% | 0 | 0,00% | 0 | 0,00% |
| MLPD | 0 | 0,00% | 0 | 0,00% | 0 | 0,00% |
| BP | 0 | 0,00% | 1 | 0,25% | -1 | -0,25% |
| SGP | 0 | 0,00% | 0 | 0,00% | 0 | 0,00% |
| TIERSCHUTZ hier! | 0 | 0,00% | -/- | -/- | 0 | 0,00% |
| Tierschutzallianz | 0 | 0,00% | -/- | -/- | 0 | 0,00% |
| Bündnis C | 0 | 0,00% | -/- | -/- | 0 | 0,00% |
| BIG | 1 | 0,23% | -/- | -/- | +1 | +0,23% |
| BGE | 0 | 0,00% | -/- | -/- | 0 | 0,00% |
| DIE DIREKTE! | 1 | 0,23% | -/- | -/- | +1 | +0,23% |
| DiEM25 | 0 | 0,00% | -/- | -/- | 0 | 0,00% |
| III. Weg | 0 | 0,00% | -/- | -/- | 0 | 0,00% |
| Die Grauen | 2 | 0,47% | -/- | -/- | +2 | +0,47% |
| DIE RECHTE | 0 | 0,00% | -/- | -/- | 0 | 0,00% |
| DIE VIOLETTEN | 1 | 0,23% | -/- | -/- | +1 | +0,23% |
| LIEBE | 0 | 0,00% | -/- | -/- | 0 | 0,00% |
| DIE FRAUEN | 0 | 0,00% | -/- | -/- | 0 | 0,00% |
| Graue Panther | 0 | 0,00% | -/- | -/- | 0 | 0,00% |
| LKR | 0 | 0,00% | -/- | -/- | 0 | 0,00% |
| MENSCHLICHE WELT | 0 | 0,00% | -/- | -/- | 0 | 0,00% |
| NL | 1 | 0,23% | -/- | -/- | +1 | +0,23% |

| Partei | EW 2019 Stimmen | EW 2019 Prozent | EW 2014 Stimmen | EW 2014 Prozent | Differenz Stimmen | Differenz In Prozent |
|---------------------------------|--------------------|--------------------|--------------------|--------------------|----------------------|-------------------------|
| ÖkoLinX | 0 | 0,00% | -/- | -/- | 0 | 0,00% |
| Die Humanisten | 0 | 0,00% | -/- | -/- | 0 | 0,00% |
| PARTEI FÜR DIE TIERE | 0 | 0,00% | -/- | -/- | 0 | 0,00% |
| Gesundheitsforschung | 0 | 0,00% | -/- | -/- | 0 | 0,00% |
| Volt | 3 | 0,70% | -/- | -/- | +3 | +0,70% |
| AUF | -/- | -/- | 1 | 0,25% | -1 | -0,25% |
| BüSo | -/- | -/- | 0 | 0,00% | 0 | 0,00% |
| CM | -/- | -/- | 0 | 0,00% | 0 | 0,00% |
| REP | -/- | -/- | 0 | 0,00% | 0 | 0,00% |
| PBC | -/- | -/- | 0 | 0,00% | 0 | 0,00% |
| PRO NRW | -/- | -/- | 0 | 0,00% | 0 | 0,00% |

11.3 Billard-Freunde Königshof e.V.

| | EW 2019 | EW 2014 | Differenz |
|-----------------------------------|---------------|---------------|---------------|
| Wahlbeteiligung | 59,21% | 49,36% | +9,85% |
| Wahlberechtigte insgesamt | 1.247 | 1.325 | -78 |
| Wahlberechtigte ohne Sperrvermerk | 1.059 | 1.163 | -104 |
| Wahlberechtigte mit Sperrvermerk | 188 | 162 | +26 |
| Wahlberechtigte § 24 Abs. 2 EuWO | 0 | 0 | 0 |
| Wähler insgesamt | 627 | 574 | +53 |
| Wähler mit Wahlschein | 1 | 0 | +1 |
| Ungültige Stimmen | 6 | 11 | -5 |
| Gültige Stimmen | 621 | 563 | +58 |



| Partei | EW 2019 Stimmen | EW 2019 Prozent | EW 2014 Stimmen | EW 2014 Prozent | Differenz Stimmen | Differenz In Prozent |
|---------------------|--------------------|--------------------|--------------------|--------------------|----------------------|-------------------------|
| CDU | 166 | 26,73% | 183 | 32,50% | -17 | -5,77% |
| SPD | 109 | 17,55% | 185 | 32,86% | -76 | -15,31% |
| GRÜNE | 151 | 24,32% | 64 | 11,37% | +87 | +12,95% |
| AfD | 55 | 8,86% | 42 | 7,46% | +13 | +1,40% |
| DIE LINKE | 30 | 4,83% | 25 | 4,44% | +5 | +0,39% |
| FDP | 48 | 7,73% | 30 | 5,33% | +18 | +2,40% |
| PIRATEN | 2 | 0,32% | 9 | 1,60% | -7 | -1,28% |
| Tierschutzpartei | 11 | 1,77% | 4 | 0,71% | +7 | +1,06% |
| NPD | 1 | 0,16% | 3 | 0,53% | -2 | -0,37% |
| Die PARTEI | 11 | 1,77% | 1 | 0,18% | +10 | +1,59% |
| FAMILIE | 8 | 1,29% | 6 | 1,07% | +2 | +0,22% |
| FREIE WÄHLER | 4 | 0,64% | 4 | 0,71% | 0 | -0,07% |
| Volksabstimmung | 1 | 0,16% | 3 | 0,53% | -2 | -0,37% |
| ÖDP | 3 | 0,48% | 1 | 0,18% | +2 | +0,30% |
| DKP | 0 | 0,00% | 0 | 0,00% | 0 | 0,00% |
| MLPD | 0 | 0,00% | 0 | 0,00% | 0 | 0,00% |
| BP | 0 | 0,00% | 0 | 0,00% | 0 | 0,00% |
| SGP | 0 | 0,00% | 0 | 0,00% | 0 | 0,00% |
| TIERSCHUTZ hier! | 7 | 1,13% | -/- | -/- | +7 | +1,13% |
| Tierschutzallianz | 2 | 0,32% | -/- | -/- | +2 | +0,32% |
| Bündnis C | 0 | 0,00% | -/- | -/- | 0 | 0,00% |
| BIG | 2 | 0,32% | -/- | -/- | +2 | +0,32% |
| BGE | 0 | 0,00% | -/- | -/- | 0 | 0,00% |
| DIE DIREKTE! | 0 | 0,00% | -/- | -/- | 0 | 0,00% |
| DiEM25 | 1 | 0,16% | -/- | -/- | +1 | +0,16% |
| III. Weg | 0 | 0,00% | -/- | -/- | 0 | 0,00% |
| Die Grauen | 2 | 0,32% | -/- | -/- | +2 | +0,32% |
| DIE RECHTE | 1 | 0,16% | -/- | -/- | +1 | +0,16% |
| DIE VIOLETTEN | 1 | 0,16% | -/- | -/- | +1 | +0,16% |
| LIEBE | 0 | 0,00% | -/- | -/- | 0 | 0,00% |
| DIE FRAUEN | 1 | 0,16% | -/- | -/- | +1 | +0,16% |
| Graue Panther | 1 | 0,16% | -/- | -/- | +1 | +0,16% |
| LKR | 0 | 0,00% | -/- | -/- | 0 | 0,00% |
| MENSCHLICHE WELT | 0 | 0,00% | -/- | -/- | 0 | 0,00% |
| NL | 0 | 0,00% | -/- | -/- | 0 | 0,00% |

| Partei | EW 2019 Stimmen | EW 2019 Prozent | EW 2014 Stimmen | EW 2014 Prozent | Differenz Stimmen | Differenz In Prozent |
|---------------------------------|--------------------|--------------------|--------------------|--------------------|----------------------|-------------------------|
| ÖkoLinX | 1 | 0,16% | -/- | -/- | +1 | +0,16% |
| Die Humanisten | 0 | 0,00% | -/- | -/- | 0 | 0,00% |
| PARTEI FÜR DIE TIERE | 0 | 0,00% | -/- | -/- | 0 | 0,00% |
| Gesundheitsforschung | 0 | 0,00% | -/- | -/- | 0 | 0,00% |
| Volt | 2 | 0,32% | -/- | -/- | +2 | +0,32% |
| AUF | -/- | -/- | 1 | 0,18% | -1 | -0,18% |
| BüSo | -/- | -/- | 0 | 0,00% | 0 | 0,00% |
| CM | -/- | -/- | 0 | 0,00% | 0 | 0,00% |
| REP | -/- | -/- | 1 | 0,18% | -1 | -0,18% |
| PBC | -/- | -/- | 0 | 0,00% | 0 | 0,00% |
| PRO NRW | -/- | -/- | 1 | 0,18% | -1 | -0,18% |

11.4 Lindenschule

| | EW 2019 | EW 2014 | Differenz |
|-----------------------------------|---------------|---------------|----------------|
| Wahlbeteiligung | 56,37% | 45,72% | +10,65% |
| Wahlberechtigte insgesamt | 1.258 | 1.297 | -39 |
| Wahlberechtigte ohne Sperrvermerk | 1.059 | 1.144 | -85 |
| Wahlberechtigte mit Sperrvermerk | 199 | 153 | +46 |
| Wahlberechtigte § 24 Abs. 2 EuWO | 0 | 0 | 0 |
| Wähler insgesamt | 597 | 523 | +74 |
| Wähler mit Wahlschein | 1 | 0 | +1 |
| Ungültige Stimmen | 7 | 7 | 0 |
| Gültige Stimmen | 590 | 516 | +74 |

| | | | | | | | | |
|-------------------|------------|------------|--------------|------------|--------------|------------|--------------|-----------------|
| In Prozent | 28,64% | 18,98% | 23,73% | 9,32% | 4,75% | 4,75% | 1,69% | 8,14% |
| Stimmen | 169 | 112 | 140 | 55 | 28 | 28 | 10 | 48 |
| Partei | CDU | SPD | GRÜNE | AfD | LINKE | FDP | Tiers | Sonstige |

| | | | | | | | | |
|---------------------------|------------|------------|--------------|------------|--------------|------------|--------------|-----------------|
| Gewinn In Prozent | | | +15,01% | +5,83% | | +2,04% | | +4,46% |
| Verlust In Prozent | -6,63% | -18,81% | | | -1,84% | | -0,05% | |
| Partei | CDU | SPD | GRÜNE | AfD | LINKE | FDP | Tiers | Sonstige |

| Partei | EW 2019 Stimmen | EW 2019 Prozent | EW 2014 Stimmen | EW 2014 Prozent | Differenz Stimmen | Differenz In Prozent |
|---------------------|--------------------|--------------------|--------------------|--------------------|----------------------|-------------------------|
| CDU | 169 | 28,64% | 182 | 35,27% | -13 | -6,63% |
| SPD | 112 | 18,98% | 195 | 37,79% | -83 | -18,81% |
| GRÜNE | 140 | 23,73% | 45 | 8,72% | +95 | +15,01% |
| AfD | 55 | 9,32% | 18 | 3,49% | +37 | +5,83% |
| DIE LINKE | 28 | 4,75% | 34 | 6,59% | -6 | -1,84% |
| FDP | 28 | 4,75% | 14 | 2,71% | +14 | +2,04% |
| PIRATEN | 1 | 0,17% | 4 | 0,78% | -3 | -0,61% |
| Tierschutzpartei | 10 | 1,69% | 9 | 1,74% | +1 | -0,05% |
| NPD | 0 | 0,00% | 1 | 0,19% | -1 | -0,19% |
| Die PARTEI | 10 | 1,69% | 8 | 1,55% | +2 | +0,14% |
| FAMILIE | 1 | 0,17% | 3 | 0,58% | -2 | -0,41% |
| FREIE WÄHLER | 8 | 1,36% | 1 | 0,19% | +7 | +1,17% |
| Volksabstimmung | 2 | 0,34% | 0 | 0,00% | +2 | +0,34% |
| ÖDP | 2 | 0,34% | 1 | 0,19% | +1 | +0,15% |
| DKP | 0 | 0,00% | 0 | 0,00% | 0 | 0,00% |
| MLPD | 0 | 0,00% | 0 | 0,00% | 0 | 0,00% |
| BP | 0 | 0,00% | 0 | 0,00% | 0 | 0,00% |
| SGP | 0 | 0,00% | 0 | 0,00% | 0 | 0,00% |
| TIERSCHUTZ hier! | 0 | 0,00% | -/- | -/- | 0 | 0,00% |
| Tierschutzallianz | 2 | 0,34% | -/- | -/- | +2 | +0,34% |
| Bündnis C | 3 | 0,51% | -/- | -/- | +3 | +0,51% |
| BIG | 5 | 0,85% | -/- | -/- | +5 | +0,85% |
| BGE | 0 | 0,00% | -/- | -/- | 0 | 0,00% |
| DIE DIREKTE! | 0 | 0,00% | -/- | -/- | 0 | 0,00% |
| DiEM25 | 0 | 0,00% | -/- | -/- | 0 | 0,00% |
| III. Weg | 0 | 0,00% | -/- | -/- | 0 | 0,00% |
| Die Grauen | 7 | 1,19% | -/- | -/- | +7 | +1,19% |
| DIE RECHTE | 0 | 0,00% | -/- | -/- | 0 | 0,00% |
| DIE VIOLETTEN | 0 | 0,00% | -/- | -/- | 0 | 0,00% |
| LIEBE | 1 | 0,17% | -/- | -/- | +1 | +0,17% |
| DIE FRAUEN | 2 | 0,34% | -/- | -/- | +2 | +0,34% |
| Graue Panther | 1 | 0,17% | -/- | -/- | +1 | +0,17% |
| LKR | 0 | 0,00% | -/- | -/- | 0 | 0,00% |
| MENSCHLICHE WELT | 0 | 0,00% | -/- | -/- | 0 | 0,00% |
| NL | 0 | 0,00% | -/- | -/- | 0 | 0,00% |

| Partei | EW 2019 Stimmen | EW 2019 Prozent | EW 2014 Stimmen | EW 2014 Prozent | Differenz Stimmen | Differenz In Prozent |
|---------------------------------|--------------------|--------------------|--------------------|--------------------|----------------------|-------------------------|
| ÖkoLinX | 0 | 0,00% | -/- | -/- | 0 | 0,00% |
| Die Humanisten | 0 | 0,00% | -/- | -/- | 0 | 0,00% |
| PARTEI FÜR DIE TIERE | 1 | 0,17% | -/- | -/- | +1 | +0,17% |
| Gesundheitsforschung | 1 | 0,17% | -/- | -/- | +1 | +0,17% |
| Volt | 1 | 0,17% | -/- | -/- | +1 | +0,17% |
| AUF | -/- | -/- | 0 | 0,00% | 0 | 0,00% |
| BüSo | -/- | -/- | 0 | 0,00% | 0 | 0,00% |
| CM | -/- | -/- | 0 | 0,00% | 0 | 0,00% |
| REP | -/- | -/- | 1 | 0,19% | -1 | -0,19% |
| PBC | -/- | -/- | 0 | 0,00% | 0 | 0,00% |
| PRO NRW | -/- | -/- | 0 | 0,00% | 0 | 0,00% |

11.5 Forstwaldschule

| | EW 2019 | EW 2014 | Differenz |
|-----------------------------------|---------------|---------------|---------------|
| Wahlbeteiligung | 63,86% | 54,75% | +9,11% |
| Wahlberechtigte insgesamt | 1.246 | 1.298 | -52 |
| Wahlberechtigte ohne Sperrvermerk | 974 | 1.032 | -58 |
| Wahlberechtigte mit Sperrvermerk | 272 | 266 | +6 |
| Wahlberechtigte § 24 Abs. 2 EuWO | 0 | 0 | 0 |
| Wähler insgesamt | 622 | 565 | +57 |
| Wähler mit Wahlschein | 1 | 2 | -1 |
| Ungültige Stimmen | 1 | 8 | -7 |
| Gültige Stimmen | 621 | 557 | +64 |

| | | | | | | | | |
|-------------------|------------|------------|--------------|------------|--------------|------------|---------------|-----------------|
| In Prozent | 31,88% | 14,01% | 25,28% | 8,05% | 4,67% | 9,34% | 1,77% | 4,99% |
| Stimmen | 198 | 87 | 157 | 50 | 29 | 58 | 11 | 31 |
| Partei | CDU | SPD | GRÜNE | AfD | LINKE | FDP | PARTEI | Sonstige |

| | | | | | | | | |
|---------------------------|------------|------------|--------------|------------|--------------|------------|---------------|-----------------|
| Gewinn In Prozent | | | +15,59% | +2,30% | +1,26% | +0,54% | +1,77% | +0,50% |
| Verlust In Prozent | -11,39% | -10,59% | | | | | | |
| Partei | CDU | SPD | GRÜNE | AfD | LINKE | FDP | PARTEI | Sonstige |

| Partei | EW 2019 Stimmen | EW 2019 Prozent | EW 2014 Stimmen | EW 2014 Prozent | Differenz Stimmen | Differenz In Prozent |
|---------------------|--------------------|--------------------|--------------------|--------------------|----------------------|-------------------------|
| CDU | 198 | 31,88% | 241 | 43,27% | -43 | -11,39% |
| SPD | 87 | 14,01% | 137 | 24,60% | -50 | -10,59% |
| GRÜNE | 157 | 25,28% | 54 | 9,69% | +103 | +15,59% |
| AfD | 50 | 8,05% | 32 | 5,75% | +18 | +2,30% |
| DIE LINKE | 29 | 4,67% | 19 | 3,41% | +10 | +1,26% |
| FDP | 58 | 9,34% | 49 | 8,80% | +9 | +0,54% |
| PIRATEN | 2 | 0,32% | 9 | 1,62% | -7 | -1,30% |
| Tierschutzpartei | 6 | 0,97% | 3 | 0,54% | +3 | +0,43% |
| NPD | 0 | 0,00% | 3 | 0,54% | -3 | -0,54% |
| Die PARTEI | 11 | 1,77% | 0 | 0,00% | +11 | +1,77% |
| FAMILIE | 0 | 0,00% | 1 | 0,18% | -1 | -0,18% |
| FREIE WÄHLER | 3 | 0,48% | 5 | 0,90% | -2 | -0,42% |
| Volksabstimmung | 1 | 0,16% | 0 | 0,00% | +1 | +0,16% |
| ÖDP | 2 | 0,32% | 1 | 0,18% | +1 | +0,14% |
| DKP | 0 | 0,00% | 1 | 0,18% | -1 | -0,18% |
| MLPD | 0 | 0,00% | 0 | 0,00% | 0 | 0,00% |
| BP | 0 | 0,00% | 0 | 0,00% | 0 | 0,00% |
| SGP | 0 | 0,00% | 0 | 0,00% | 0 | 0,00% |
| TIERSCHUTZ hier! | 1 | 0,16% | -/- | -/- | +1 | +0,16% |
| Tierschutzallianz | 2 | 0,32% | -/- | -/- | +2 | +0,32% |
| Bündnis C | 0 | 0,00% | -/- | -/- | 0 | 0,00% |
| BIG | 1 | 0,16% | -/- | -/- | +1 | +0,16% |
| BGE | 0 | 0,00% | -/- | -/- | 0 | 0,00% |
| DIE DIREKTE! | 1 | 0,16% | -/- | -/- | +1 | +0,16% |
| DiEM25 | 1 | 0,16% | -/- | -/- | +1 | +0,16% |
| III. Weg | 0 | 0,00% | -/- | -/- | 0 | 0,00% |
| Die Grauen | 3 | 0,48% | -/- | -/- | +3 | +0,48% |
| DIE RECHTE | 0 | 0,00% | -/- | -/- | 0 | 0,00% |
| DIE VIOLETTEN | 0 | 0,00% | -/- | -/- | 0 | 0,00% |
| LIEBE | 0 | 0,00% | -/- | -/- | 0 | 0,00% |
| DIE FRAUEN | 1 | 0,16% | -/- | -/- | +1 | +0,16% |
| Graue Panther | 0 | 0,00% | -/- | -/- | 0 | 0,00% |
| LKR | 0 | 0,00% | -/- | -/- | 0 | 0,00% |
| MENSCHLICHE WELT | 0 | 0,00% | -/- | -/- | 0 | 0,00% |
| NL | 0 | 0,00% | -/- | -/- | 0 | 0,00% |

| Partei | EW 2019 Stimmen | EW 2019 Prozent | EW 2014 Stimmen | EW 2014 Prozent | Differenz Stimmen | Differenz In Prozent |
|---------------------------------|--------------------|--------------------|--------------------|--------------------|----------------------|-------------------------|
| ÖkoLinX | 0 | 0,00% | -/- | -/- | 0 | 0,00% |
| Die Humanisten | 0 | 0,00% | -/- | -/- | 0 | 0,00% |
| PARTEI FÜR DIE TIERE | 2 | 0,32% | -/- | -/- | +2 | +0,32% |
| Gesundheitsforschung | 2 | 0,32% | -/- | -/- | +2 | +0,32% |
| Volt | 3 | 0,48% | -/- | -/- | +3 | +0,48% |
| AUF | -/- | -/- | 0 | 0,00% | 0 | 0,00% |
| BüSo | -/- | -/- | 0 | 0,00% | 0 | 0,00% |
| CM | -/- | -/- | 0 | 0,00% | 0 | 0,00% |
| REP | -/- | -/- | 0 | 0,00% | 0 | 0,00% |
| PBC | -/- | -/- | 1 | 0,18% | -1 | -0,18% |
| PRO NRW | -/- | -/- | 1 | 0,18% | -1 | -0,18% |

11.6 Kaufmannsschule

| | EW 2019 | EW 2014 | Differenz |
|-----------------------------------|---------------|---------------|---------------|
| Wahlbeteiligung | 43,92% | 36,32% | +7,60% |
| Wahlberechtigte insgesamt | 1.011 | 1.044 | -33 |
| Wahlberechtigte ohne Sperrvermerk | 929 | 950 | -21 |
| Wahlberechtigte mit Sperrvermerk | 82 | 94 | -12 |
| Wahlberechtigte § 24 Abs. 2 EuWO | 0 | 0 | 0 |
| Wähler insgesamt | 408 | 345 | +63 |
| Wähler mit Wahlschein | 1 | 0 | +1 |
| Ungültige Stimmen | 8 | 7 | +1 |
| Gültige Stimmen | 400 | 338 | +62 |

| In Prozent | 24,75% | 20,50% | 21,00% | 10,75% | 6,00% | 6,25% | 1,75% | 9,00% |
|------------|--------|--------|--------|--------|-------|-------|-------|----------|
| Stimmen | 99 | 82 | 84 | 43 | 24 | 25 | 7 | 36 |
| Partei | CDU | SPD | GRÜNE | AfD | LINKE | FDP | Tiers | Sonstige |

| | | | | | | | | |
|--------------------|--------|---------|---------|--------|--------|--------|--------|----------|
| Gewinn In Prozent | | | +12,72% | +5,13% | | +3,88% | +0,27% | +3,67% |
| Verlust In Prozent | -9,57% | -13,23% | | | -2,88% | | | |
| Partei | CDU | SPD | GRÜNE | AfD | LINKE | FDP | Tiers | Sonstige |

| Partei | EW 2019 Stimmen | EW 2019 Prozent | EW 2014 Stimmen | EW 2014 Prozent | Differenz Stimmen | Differenz In Prozent |
|--------------------------|--------------------|--------------------|--------------------|--------------------|----------------------|-------------------------|
| CDU | 99 | 24,75% | 116 | 34,32% | -17 | -9,57% |
| SPD | 82 | 20,50% | 114 | 33,73% | -32 | -13,23% |
| GRÜNE | 84 | 21,00% | 28 | 8,28% | +56 | +12,72% |
| AfD | 43 | 10,75% | 19 | 5,62% | +24 | +5,13% |
| DIE LINKE | 24 | 6,00% | 30 | 8,88% | -6 | -2,88% |
| FDP | 25 | 6,25% | 8 | 2,37% | +17 | +3,88% |
| PIRATEN | 3 | 0,75% | 3 | 0,89% | 0 | -0,14% |
| Tierschutzpartei | 7 | 1,75% | 5 | 1,48% | +2 | +0,27% |
| NPD | 3 | 0,75% | 3 | 0,89% | 0 | -0,14% |
| Die PARTEI | 4 | 1,00% | 1 | 0,30% | +3 | +0,70% |
| FAMILIE | 4 | 1,00% | 1 | 0,30% | +3 | +0,70% |
| FREIE WÄHLER | 1 | 0,25% | 2 | 0,59% | -1 | -0,34% |
| Volksabstimmung | 0 | 0,00% | 0 | 0,00% | 0 | 0,00% |
| ÖDP | 0 | 0,00% | 0 | 0,00% | 0 | 0,00% |
| DKP | 7 | 1,75% | 0 | 0,00% | +7 | +1,75% |
| MLPD | 0 | 0,00% | 0 | 0,00% | 0 | 0,00% |
| BP | 0 | 0,00% | 0 | 0,00% | 0 | 0,00% |
| SGP | 1 | 0,25% | 0 | 0,00% | +1 | +0,25% |
| TIERSCHUTZ hier! | 0 | 0,00% | -/- | -/- | 0 | 0,00% |
| Tierschutzallianz | 1 | 0,25% | -/- | -/- | +1 | +0,25% |
| Bündnis C | 1 | 0,25% | -/- | -/- | +1 | +0,25% |
| BIG | 5 | 1,25% | -/- | -/- | +5 | +1,25% |
| BGE | 0 | 0,00% | -/- | -/- | 0 | 0,00% |
| DIE DIREKTE! | 0 | 0,00% | -/- | -/- | 0 | 0,00% |
| DiEM25 | 0 | 0,00% | -/- | -/- | 0 | 0,00% |
| III. Weg | 0 | 0,00% | -/- | -/- | 0 | 0,00% |
| Die Grauen | 0 | 0,00% | -/- | -/- | 0 | 0,00% |
| DIE RECHTE | 0 | 0,00% | -/- | -/- | 0 | 0,00% |
| DIE VIOLETTEN | 1 | 0,25% | -/- | -/- | +1 | +0,25% |
| LIEBE | 0 | 0,00% | -/- | -/- | 0 | 0,00% |
| DIE FRAUEN | 0 | 0,00% | -/- | -/- | 0 | 0,00% |
| Graue Panther | 0 | 0,00% | -/- | -/- | 0 | 0,00% |
| LKR | 2 | 0,50% | -/- | -/- | +2 | +0,50% |
| MENSCHLICHE WELT | 0 | 0,00% | -/- | -/- | 0 | 0,00% |
| NL | 1 | 0,25% | -/- | -/- | +1 | +0,25% |

| Partei | EW 2019 Stimmen | EW 2019 Prozent | EW 2014 Stimmen | EW 2014 Prozent | Differenz Stimmen | Differenz In Prozent |
|---------------------------------|--------------------|--------------------|--------------------|--------------------|----------------------|-------------------------|
| ÖkoLinX | 0 | 0,00% | -/- | -/- | 0 | 0,00% |
| Die Humanisten | 0 | 0,00% | -/- | -/- | 0 | 0,00% |
| PARTEI FÜR DIE TIERE | 1 | 0,25% | -/- | -/- | +1 | +0,25% |
| Gesundheitsforschung | 0 | 0,00% | -/- | -/- | 0 | 0,00% |
| Volt | 1 | 0,25% | -/- | -/- | +1 | +0,25% |
| AUF | -/- | -/- | 0 | 0,00% | 0 | 0,00% |
| BüSo | -/- | -/- | 1 | 0,30% | -1 | -0,30% |
| CM | -/- | -/- | 0 | 0,00% | 0 | 0,00% |
| REP | -/- | -/- | 2 | 0,59% | -2 | -0,59% |
| PBC | -/- | -/- | 2 | 0,59% | -2 | -0,59% |
| PRO NRW | -/- | -/- | 3 | 0,89% | -3 | -0,89% |

11.9 Briefwahlbezirk 11

| | EW 2019 | EW 2014 | Differenz |
|-----------------------|---------|---------|-----------|
| Wähler mit Wahrschein | 1.066 | 942 | +124 |
| Ungültige Stimmen | 7 | 8 | -1 |
| Gültige Stimmen | 1.059 | 934 | +125 |

| | | | | | | | | |
|-------------------|------------|------------|--------------|------------|--------------|------------|--------------|-----------------|
| In Prozent | 32,96% | 20,02% | 22,19% | 7,55% | 2,36% | 8,12% | 1,23% | 5,57% |
| Stimmen | 349 | 212 | 235 | 80 | 25 | 86 | 13 | 59 |
| Partei | CDU | SPD | GRÜNE | AfD | LINKE | FDP | Tiers | Sonstige |

| | | | | | | | | |
|---------------------------|------------|------------|--------------|------------|--------------|------------|--------------|-----------------|
| Gewinn In Prozent | | | +12,98% | +1,02% | | | | +2,57% |
| Verlust In Prozent | -3,76% | -9,64% | | | -2,14% | -0,98% | -0,05% | |
| Partei | CDU | SPD | GRÜNE | AfD | LINKE | FDP | Tiers | Sonstige |

| Partei | EW 2019 Stimmen | EW 2019 Prozent | EW 2014 Stimmen | EW 2014 Prozent | Differenz Stimmen | Differenz In Prozent |
|--------------------------|--------------------|--------------------|--------------------|--------------------|----------------------|-------------------------|
| CDU | 349 | 32,96% | 343 | 36,72% | +6 | -3,76% |
| SPD | 212 | 20,02% | 277 | 29,66% | -65 | -9,64% |
| GRÜNE | 235 | 22,19% | 86 | 9,21% | +149 | +12,98% |
| AfD | 80 | 7,55% | 61 | 6,53% | +19 | +1,02% |
| DIE LINKE | 25 | 2,36% | 42 | 4,50% | -17 | -2,14% |
| FDP | 86 | 8,12% | 85 | 9,10% | +1 | -0,98% |
| PIRATEN | 3 | 0,28% | 12 | 1,28% | -9 | -1,00% |
| Tierschutzpartei | 13 | 1,23% | 12 | 1,28% | +1 | -0,05% |
| NPD | 1 | 0,09% | 1 | 0,11% | 0 | -0,02% |
| Die PARTEI | 13 | 1,23% | 2 | 0,21% | +11 | +1,02% |
| FAMILIE | 4 | 0,38% | 1 | 0,11% | +3 | +0,27% |
| FREIE WÄHLER | 1 | 0,09% | 3 | 0,32% | -2 | -0,23% |
| Volksabstimmung | 3 | 0,28% | 1 | 0,11% | +2 | +0,17% |
| ÖDP | 4 | 0,38% | 1 | 0,11% | +3 | +0,27% |
| DKP | 0 | 0,00% | 0 | 0,00% | 0 | 0,00% |
| MLPD | 0 | 0,00% | 0 | 0,00% | 0 | 0,00% |
| BP | 2 | 0,19% | 1 | 0,11% | +1 | +0,08% |
| SGP | 0 | 0,00% | 0 | 0,00% | 0 | 0,00% |
| TIERSCHUTZ hier! | 2 | 0,19% | -/- | -/- | +2 | +0,19% |
| Tierschutzallianz | 1 | 0,09% | -/- | -/- | +1 | +0,09% |
| Bündnis C | 0 | 0,00% | -/- | -/- | 0 | 0,00% |
| BIG | 1 | 0,09% | -/- | -/- | +1 | +0,09% |
| BGE | 2 | 0,19% | -/- | -/- | +2 | +0,19% |
| DIE DIREKTE! | 0 | 0,00% | -/- | -/- | 0 | 0,00% |
| DiEM25 | 2 | 0,19% | -/- | -/- | +2 | +0,19% |
| III. Weg | 0 | 0,00% | -/- | -/- | 0 | 0,00% |
| Die Grauen | 0 | 0,00% | -/- | -/- | 0 | 0,00% |
| DIE RECHTE | 0 | 0,00% | -/- | -/- | 0 | 0,00% |
| DIE VIOLETTEN | 1 | 0,09% | -/- | -/- | +1 | +0,09% |
| LIEBE | 0 | 0,00% | -/- | -/- | 0 | 0,00% |
| DIE FRAUEN | 0 | 0,00% | -/- | -/- | 0 | 0,00% |
| Graue Panther | 1 | 0,09% | -/- | -/- | +1 | +0,09% |
| LKR | 6 | 0,57% | -/- | -/- | +6 | +0,57% |
| MENSCHLICHE WELT | 1 | 0,09% | -/- | -/- | +1 | +0,09% |
| NL | 0 | 0,00% | -/- | -/- | 0 | 0,00% |

| Partei | EW 2019 Stimmen | EW 2019 Prozent | EW 2014 Stimmen | EW 2014 Prozent | Differenz Stimmen | Differenz In Prozent |
|---------------------------------|--------------------|--------------------|--------------------|--------------------|----------------------|-------------------------|
| ÖkoLinX | 0 | 0,00% | -/- | -/- | 0 | 0,00% |
| Die Humanisten | 0 | 0,00% | -/- | -/- | 0 | 0,00% |
| PARTEI FÜR DIE TIERE | 4 | 0,38% | -/- | -/- | +4 | +0,38% |
| Gesundheitsforschung | 6 | 0,57% | -/- | -/- | +6 | +0,57% |
| Volt | 1 | 0,09% | -/- | -/- | +1 | +0,09% |
| AUF | -/- | -/- | 0 | 0,00% | 0 | 0,00% |
| BüSo | -/- | -/- | 0 | 0,00% | 0 | 0,00% |
| CM | -/- | -/- | 0 | 0,00% | 0 | 0,00% |
| REP | -/- | -/- | 1 | 0,11% | -1 | -0,11% |
| PBC | -/- | -/- | 0 | 0,00% | 0 | 0,00% |
| PRO NRW | -/- | -/- | 5 | 0,54% | -5 | -0,54% |

12.1 Gem.-Grundschule am Stadtpark

| | EW 2019 | EW 2014 | Differenz |
|-----------------------------------|---------------|---------------|---------------|
| Wahlbeteiligung | 43,02% | 33,67% | +9,35% |
| Wahlberechtigte insgesamt | 1.284 | 1.303 | -19 |
| Wahlberechtigte ohne Sperrvermerk | 1.153 | 1.203 | -50 |
| Wahlberechtigte mit Sperrvermerk | 131 | 100 | +31 |
| Wahlberechtigte § 24 Abs. 2 EuWO | 0 | 0 | 0 |
| Wähler insgesamt | 496 | 405 | +91 |
| Wähler mit Wahlschein | 0 | 0 | 0 |
| Ungültige Stimmen | 5 | 14 | -9 |
| Gültige Stimmen | 491 | 391 | +100 |

| In Prozent | 23,01% | 20,77% | 19,35% | 11,61% | 4,68% | 8,15% | 2,65% | 9,78% |
|------------|--------|--------|--------|--------|-------|-------|-------|----------|
| Stimmen | 113 | 102 | 95 | 57 | 23 | 40 | 13 | 48 |
| Partei | CDU | SPD | GRÜNE | AfD | LINKE | FDP | Tiers | Sonstige |

| | | | | | | | | |
|--------------------|--------|---------|---------|--------|--------|--------|--------|----------|
| Gewinn In Prozent | | | +15,51% | +0,36% | +0,33% | +4,06% | +0,60% | +4,41% |
| Verlust In Prozent | -6,91% | -18,36% | | | | | | |
| Partei | CDU | SPD | GRÜNE | AfD | LINKE | FDP | Tiers | Sonstige |

| Partei | EW 2019 Stimmen | EW 2019 Prozent | EW 2014 Stimmen | EW 2014 Prozent | Differenz Stimmen | Differenz In Prozent |
|--------------------------|--------------------|--------------------|--------------------|--------------------|----------------------|-------------------------|
| CDU | 113 | 23,01% | 117 | 29,92% | -4 | -6,91% |
| SPD | 102 | 20,77% | 153 | 39,13% | -51 | -18,36% |
| GRÜNE | 95 | 19,35% | 15 | 3,84% | +80 | +15,51% |
| AfD | 57 | 11,61% | 44 | 11,25% | +13 | +0,36% |
| DIE LINKE | 23 | 4,68% | 17 | 4,35% | +6 | +0,33% |
| FDP | 40 | 8,15% | 16 | 4,09% | +24 | +4,06% |
| PIRATEN | 3 | 0,61% | 4 | 1,02% | -1 | -0,41% |
| Tierschutzpartei | 13 | 2,65% | 8 | 2,05% | +5 | +0,60% |
| NPD | 0 | 0,00% | 5 | 1,28% | -5 | -1,28% |
| Die PARTEI | 12 | 2,44% | 4 | 1,02% | +8 | +1,42% |
| FAMILIE | 6 | 1,22% | 3 | 0,77% | +3 | +0,45% |
| FREIE WÄHLER | 3 | 0,61% | 0 | 0,00% | +3 | +0,61% |
| Volksabstimmung | 1 | 0,20% | 0 | 0,00% | +1 | +0,20% |
| ÖDP | 1 | 0,20% | 1 | 0,26% | 0 | -0,06% |
| DKP | 0 | 0,00% | 0 | 0,00% | 0 | 0,00% |
| MLPD | 0 | 0,00% | 0 | 0,00% | 0 | 0,00% |
| BP | 1 | 0,20% | 0 | 0,00% | +1 | +0,20% |
| SGP | 0 | 0,00% | 0 | 0,00% | 0 | 0,00% |
| TIERSCHUTZ hier! | 1 | 0,20% | -/- | -/- | +1 | +0,20% |
| Tierschutzallianz | 0 | 0,00% | -/- | -/- | 0 | 0,00% |
| Bündnis C | 0 | 0,00% | -/- | -/- | 0 | 0,00% |
| BIG | 7 | 1,43% | -/- | -/- | +7 | +1,43% |
| BGE | 0 | 0,00% | -/- | -/- | 0 | 0,00% |
| DIE DIREKTE! | 0 | 0,00% | -/- | -/- | 0 | 0,00% |
| DiEM25 | 0 | 0,00% | -/- | -/- | 0 | 0,00% |
| III. Weg | 0 | 0,00% | -/- | -/- | 0 | 0,00% |
| Die Grauen | 2 | 0,41% | -/- | -/- | +2 | +0,41% |
| DIE RECHTE | 0 | 0,00% | -/- | -/- | 0 | 0,00% |
| DIE VIOLETTEN | 0 | 0,00% | -/- | -/- | 0 | 0,00% |
| LIEBE | 1 | 0,20% | -/- | -/- | +1 | +0,20% |
| DIE FRAUEN | 1 | 0,20% | -/- | -/- | +1 | +0,20% |
| Graue Panther | 1 | 0,20% | -/- | -/- | +1 | +0,20% |
| LKR | 0 | 0,00% | -/- | -/- | 0 | 0,00% |
| MENSCHLICHE WELT | 0 | 0,00% | -/- | -/- | 0 | 0,00% |
| NL | 1 | 0,20% | -/- | -/- | +1 | +0,20% |

| Partei | EW 2019 Stimmen | EW 2019 Prozent | EW 2014 Stimmen | EW 2014 Prozent | Differenz Stimmen | Differenz In Prozent |
|---------------------------------|--------------------|--------------------|--------------------|--------------------|----------------------|-------------------------|
| ÖkoLinX | 0 | 0,00% | -/- | -/- | 0 | 0,00% |
| Die Humanisten | 2 | 0,41% | -/- | -/- | +2 | +0,41% |
| PARTEI FÜR DIE TIERE | 2 | 0,41% | -/- | -/- | +2 | +0,41% |
| Gesundheitsforschung | 1 | 0,20% | -/- | -/- | +1 | +0,20% |
| Volt | 2 | 0,41% | -/- | -/- | +2 | +0,41% |
| AUF | -/- | -/- | 0 | 0,00% | 0 | 0,00% |
| BüSo | -/- | -/- | 0 | 0,00% | 0 | 0,00% |
| CM | -/- | -/- | 1 | 0,26% | -1 | -0,26% |
| REP | -/- | -/- | 1 | 0,26% | -1 | -0,26% |
| PBC | -/- | -/- | 0 | 0,00% | 0 | 0,00% |
| PRO NRW | -/- | -/- | 2 | 0,51% | -2 | -0,51% |

12.2 Gem.-Grundschule am Stadtpark

| | EW 2019 | EW 2014 | Differenz |
|-----------------------------------|---------------|---------------|---------------|
| Wahlbeteiligung | 29,39% | 31,59% | -2,20% |
| Wahlberechtigte insgesamt | 712 | 717 | -5 |
| Wahlberechtigte ohne Sperrvermerk | 667 | 671 | -4 |
| Wahlberechtigte mit Sperrvermerk | 45 | 46 | -1 |
| Wahlberechtigte § 24 Abs. 2 EuWO | 0 | 0 | 0 |
| Wähler insgesamt | 196 | 212 | -16 |
| Wähler mit Wahlschein | 0 | 0 | 0 |
| Ungültige Stimmen | 4 | 3 | +1 |
| Gültige Stimmen | 192 | 209 | -17 |

| | | | | | | | | |
|-------------------|------------|------------|--------------|------------|--------------|------------|------------|-----------------|
| In Prozent | 17,71% | 23,44% | 18,23% | 6,25% | 5,73% | 4,17% | 9,38% | 15,10% |
| Stimmen | 34 | 45 | 35 | 12 | 11 | 8 | 18 | 29 |
| Partei | CDU | SPD | GRÜNE | AfD | LINKE | FDP | BIG | Sonstige |

| | | | | | | | | |
|---------------------------|------------|------------|--------------|------------|--------------|------------|------------|-----------------|
| Gewinn In Prozent | | | +11,53% | +2,90% | +0,95% | +2,26% | +9,38% | +7,92% |
| Verlust In Prozent | -5,26% | -29,67% | | | | | | |
| Partei | CDU | SPD | GRÜNE | AfD | LINKE | FDP | BIG | Sonstige |

| Partei | EW 2019 Stimmen | EW 2019 Prozent | EW 2014 Stimmen | EW 2014 Prozent | Differenz Stimmen | Differenz In Prozent |
|---------------------|--------------------|--------------------|--------------------|--------------------|----------------------|-------------------------|
| CDU | 34 | 17,71% | 48 | 22,97% | -14 | -5,26% |
| SPD | 45 | 23,44% | 111 | 53,11% | -66 | -29,67% |
| GRÜNE | 35 | 18,23% | 14 | 6,70% | +21 | +11,53% |
| AfD | 12 | 6,25% | 7 | 3,35% | +5 | +2,90% |
| DIE LINKE | 11 | 5,73% | 10 | 4,78% | +1 | +0,95% |
| FDP | 8 | 4,17% | 4 | 1,91% | +4 | +2,26% |
| PIRATEN | 0 | 0,00% | 3 | 1,44% | -3 | -1,44% |
| Tierschutzpartei | 7 | 3,65% | 1 | 0,48% | +6 | +3,17% |
| NPD | 1 | 0,52% | 1 | 0,48% | 0 | +0,04% |
| Die PARTEI | 4 | 2,08% | 1 | 0,48% | +3 | +1,60% |
| FAMILIE | 3 | 1,56% | 3 | 1,44% | 0 | +0,12% |
| FREIE WÄHLER | 1 | 0,52% | 2 | 0,96% | -1 | -0,44% |
| Volksabstimmung | 0 | 0,00% | 0 | 0,00% | 0 | 0,00% |
| ÖDP | 0 | 0,00% | 0 | 0,00% | 0 | 0,00% |
| DKP | 0 | 0,00% | 1 | 0,48% | -1 | -0,48% |
| MLPD | 1 | 0,52% | 2 | 0,96% | -1 | -0,44% |
| BP | 0 | 0,00% | 0 | 0,00% | 0 | 0,00% |
| SGP | 0 | 0,00% | 0 | 0,00% | 0 | 0,00% |
| TIERSCHUTZ hier! | 2 | 1,04% | -/- | -/- | +2 | +1,04% |
| Tierschutzallianz | 0 | 0,00% | -/- | -/- | 0 | 0,00% |
| Bündnis C | 0 | 0,00% | -/- | -/- | 0 | 0,00% |
| BIG | 18 | 9,38% | -/- | -/- | +18 | +9,38% |
| BGE | 0 | 0,00% | -/- | -/- | 0 | 0,00% |
| DIE DIREKTE! | 0 | 0,00% | -/- | -/- | 0 | 0,00% |
| DiEM25 | 2 | 1,04% | -/- | -/- | +2 | +1,04% |
| III. Weg | 0 | 0,00% | -/- | -/- | 0 | 0,00% |
| Die Grauen | 0 | 0,00% | -/- | -/- | 0 | 0,00% |
| DIE RECHTE | 0 | 0,00% | -/- | -/- | 0 | 0,00% |
| DIE VIOLETTEN | 1 | 0,52% | -/- | -/- | +1 | +0,52% |
| LIEBE | 1 | 0,52% | -/- | -/- | +1 | +0,52% |
| DIE FRAUEN | 0 | 0,00% | -/- | -/- | 0 | 0,00% |
| Graue Panther | 0 | 0,00% | -/- | -/- | 0 | 0,00% |
| LKR | 0 | 0,00% | -/- | -/- | 0 | 0,00% |
| MENSCHLICHE WELT | 0 | 0,00% | -/- | -/- | 0 | 0,00% |
| NL | 0 | 0,00% | -/- | -/- | 0 | 0,00% |

| Partei | EW 2019 Stimmen | EW 2019 Prozent | EW 2014 Stimmen | EW 2014 Prozent | Differenz Stimmen | Differenz In Prozent |
|---------------------------------|--------------------|--------------------|--------------------|--------------------|----------------------|-------------------------|
| ÖkoLinX | 0 | 0,00% | -/- | -/- | 0 | 0,00% |
| Die Humanisten | 0 | 0,00% | -/- | -/- | 0 | 0,00% |
| PARTEI FÜR DIE TIERE | 2 | 1,04% | -/- | -/- | +2 | +1,04% |
| Gesundheitsforschung | 2 | 1,04% | -/- | -/- | +2 | +1,04% |
| Volt | 2 | 1,04% | -/- | -/- | +2 | +1,04% |
| AUF | -/- | -/- | 0 | 0,00% | 0 | 0,00% |
| BüSo | -/- | -/- | 0 | 0,00% | 0 | 0,00% |
| CM | -/- | -/- | 0 | 0,00% | 0 | 0,00% |
| REP | -/- | -/- | 1 | 0,48% | -1 | -0,48% |
| PBC | -/- | -/- | 0 | 0,00% | 0 | 0,00% |
| PRO NRW | -/- | -/- | 0 | 0,00% | 0 | 0,00% |

12.3 Städt. Kita Remscheider Straße

| | EW 2019 | EW 2014 | Differenz |
|-----------------------------------|---------------|---------------|---------------|
| Wahlbeteiligung | 50,91% | 48,32% | +2,59% |
| Wahlberechtigte insgesamt | 1.140 | 1.194 | -54 |
| Wahlberechtigte ohne Sperrvermerk | 994 | 1.070 | -76 |
| Wahlberechtigte mit Sperrvermerk | 146 | 124 | +22 |
| Wahlberechtigte § 24 Abs. 2 EuWO | 0 | 0 | 0 |
| Wähler insgesamt | 506 | 517 | -11 |
| Wähler mit Wahlschein | 0 | 1 | -1 |
| Ungültige Stimmen | 5 | 8 | -3 |
| Gültige Stimmen | 501 | 509 | -8 |

| | CDU | SPD | GRÜNE | AfD | LINKE | FDP | BIG | Sonstige |
|-------------------|------------|------------|--------------|------------|--------------|------------|------------|-----------------|
| In Prozent | 20,36% | 20,76% | 22,55% | 10,78% | 6,59% | 4,99% | 3,59% | 10,38% |
| Stimmen | 102 | 104 | 113 | 54 | 33 | 25 | 18 | 52 |
| Partei | CDU | SPD | GRÜNE | AfD | LINKE | FDP | BIG | Sonstige |

| | | | | | | | | |
|---------------------------|------------|------------|--------------|------------|--------------|------------|------------|-----------------|
| Gewinn In Prozent | | | +13,12% | +4,89% | +2,46% | +0,27% | +3,59% | +0,95% |
| Verlust In Prozent | -6,95% | -18,34% | | | | | | |
| Partei | CDU | SPD | GRÜNE | AfD | LINKE | FDP | BIG | Sonstige |

| Partei | EW 2019 Stimmen | EW 2019 Prozent | EW 2014 Stimmen | EW 2014 Prozent | Differenz Stimmen | Differenz In Prozent |
|---------------------|--------------------|--------------------|--------------------|--------------------|----------------------|-------------------------|
| CDU | 102 | 20,36% | 139 | 27,31% | -37 | -6,95% |
| SPD | 104 | 20,76% | 199 | 39,10% | -95 | -18,34% |
| GRÜNE | 113 | 22,55% | 48 | 9,43% | +65 | +13,12% |
| AfD | 54 | 10,78% | 30 | 5,89% | +24 | +4,89% |
| DIE LINKE | 33 | 6,59% | 21 | 4,13% | +12 | +2,46% |
| FDP | 25 | 4,99% | 24 | 4,72% | +1 | +0,27% |
| PIRATEN | 3 | 0,60% | 10 | 1,96% | -7 | -1,36% |
| Tierschutzpartei | 7 | 1,40% | 15 | 2,95% | -8 | -1,55% |
| NPD | 0 | 0,00% | 7 | 1,38% | -7 | -1,38% |
| Die PARTEI | 14 | 2,79% | 5 | 0,98% | +9 | +1,81% |
| FAMILIE | 1 | 0,20% | 2 | 0,39% | -1 | -0,19% |
| FREIE WÄHLER | 2 | 0,40% | 2 | 0,39% | 0 | +0,01% |
| Volksabstimmung | 2 | 0,40% | 2 | 0,39% | 0 | +0,01% |
| ÖDP | 2 | 0,40% | 0 | 0,00% | +2 | +0,40% |
| DKP | 0 | 0,00% | 0 | 0,00% | 0 | 0,00% |
| MLPD | 0 | 0,00% | 0 | 0,00% | 0 | 0,00% |
| BP | 0 | 0,00% | 0 | 0,00% | 0 | 0,00% |
| SGP | 0 | 0,00% | 0 | 0,00% | 0 | 0,00% |
| TIERSCHUTZ hier! | 0 | 0,00% | -/- | -/- | 0 | 0,00% |
| Tierschutzallianz | 1 | 0,20% | -/- | -/- | +1 | +0,20% |
| Bündnis C | 0 | 0,00% | -/- | -/- | 0 | 0,00% |
| BIG | 18 | 3,59% | -/- | -/- | +18 | +3,59% |
| BGE | 1 | 0,20% | -/- | -/- | +1 | +0,20% |
| DIE DIREKTE! | 0 | 0,00% | -/- | -/- | 0 | 0,00% |
| DiEM25 | 0 | 0,00% | -/- | -/- | 0 | 0,00% |
| III. Weg | 0 | 0,00% | -/- | -/- | 0 | 0,00% |
| Die Grauen | 1 | 0,20% | -/- | -/- | +1 | +0,20% |
| DIE RECHTE | 0 | 0,00% | -/- | -/- | 0 | 0,00% |
| DIE VIOLETTEN | 0 | 0,00% | -/- | -/- | 0 | 0,00% |
| LIEBE | 0 | 0,00% | -/- | -/- | 0 | 0,00% |
| DIE FRAUEN | 1 | 0,20% | -/- | -/- | +1 | +0,20% |
| Graue Panther | 1 | 0,20% | -/- | -/- | +1 | +0,20% |
| LKR | 4 | 0,80% | -/- | -/- | +4 | +0,80% |
| MENSCHLICHE WELT | 0 | 0,00% | -/- | -/- | 0 | 0,00% |
| NL | 0 | 0,00% | -/- | -/- | 0 | 0,00% |

| Partei | EW 2019 Stimmen | EW 2019 Prozent | EW 2014 Stimmen | EW 2014 Prozent | Differenz Stimmen | Differenz In Prozent |
|---------------------------------|--------------------|--------------------|--------------------|--------------------|----------------------|-------------------------|
| ÖkoLinX | 6 | 1,20% | -/- | -/- | +6 | +1,20% |
| Die Humanisten | 0 | 0,00% | -/- | -/- | 0 | 0,00% |
| PARTEI FÜR DIE TIERE | 1 | 0,20% | -/- | -/- | +1 | +0,20% |
| Gesundheitsforschung | 1 | 0,20% | -/- | -/- | +1 | +0,20% |
| Volt | 4 | 0,80% | -/- | -/- | +4 | +0,80% |
| AUF | -/- | -/- | 0 | 0,00% | 0 | 0,00% |
| BüSo | -/- | -/- | 0 | 0,00% | 0 | 0,00% |
| CM | -/- | -/- | 0 | 0,00% | 0 | 0,00% |
| REP | -/- | -/- | 2 | 0,39% | -2 | -0,39% |
| PBC | -/- | -/- | 0 | 0,00% | 0 | 0,00% |
| PRO NRW | -/- | -/- | 3 | 0,59% | -3 | -0,59% |

12.4 Gem.-Grundschule am Stadtpark

| | EW 2019 | EW 2014 | Differenz |
|-----------------------------------|---------------|---------------|---------------|
| Wahlbeteiligung | 32,68% | 29,71% | +2,97% |
| Wahlberechtigte insgesamt | 861 | 923 | -62 |
| Wahlberechtigte ohne Sperrvermerk | 811 | 875 | -64 |
| Wahlberechtigte mit Sperrvermerk | 50 | 48 | +2 |
| Wahlberechtigte § 24 Abs. 2 EuWO | 0 | 0 | 0 |
| Wähler insgesamt | 265 | 260 | +5 |
| Wähler mit Wahlschein | 0 | 0 | 0 |
| Ungültige Stimmen | 1 | 10 | -9 |
| Gültige Stimmen | 264 | 250 | +14 |

| | CDU | SPD | GRÜNE | AfD | LINKE | FDP | BIG | Sonstige |
|-------------------|--------|--------|--------|--------|-------|-------|-------|----------|
| In Prozent | 18,18% | 30,30% | 16,29% | 10,61% | 7,58% | 4,55% | 4,55% | 7,95% |
| Stimmen | 48 | 80 | 43 | 28 | 20 | 12 | 12 | 21 |
| Partei | CDU | SPD | GRÜNE | AfD | LINKE | FDP | BIG | Sonstige |









| | CDU | SPD | GRÜNE | AfD | LINKE | FDP | BIG | Sonstige |
|---------------------------|--------|---------|---------|--------|--------|--------|--------|----------|
| Gewinn In Prozent | | | +13,89% | +1,81% | | +3,75% | +4,55% | +0,75% |
| Verlust In Prozent | -5,82% | -14,90% | | | -4,02% | | | |
| Partei | CDU | SPD | GRÜNE | AfD | LINKE | FDP | BIG | Sonstige |

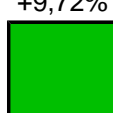
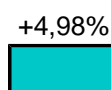
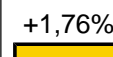
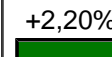




| Partei | EW 2019 Stimmen | EW 2019 Prozent | EW 2014 Stimmen | EW 2014 Prozent | Differenz Stimmen | Differenz In Prozent |
|---------------------|--------------------|--------------------|--------------------|--------------------|----------------------|-------------------------|
| CDU | 48 | 18,18% | 60 | 24,00% | -12 | -5,82% |
| SPD | 80 | 30,30% | 113 | 45,20% | -33 | -14,90% |
| GRÜNE | 43 | 16,29% | 6 | 2,40% | +37 | +13,89% |
| AfD | 28 | 10,61% | 22 | 8,80% | +6 | +1,81% |
| DIE LINKE | 20 | 7,58% | 29 | 11,60% | -9 | -4,02% |
| FDP | 12 | 4,55% | 2 | 0,80% | +10 | +3,75% |
| PIRATEN | 3 | 1,14% | 3 | 1,20% | 0 | -0,06% |
| Tierschutzpartei | 5 | 1,89% | 2 | 0,80% | +3 | +1,09% |
| NPD | 0 | 0,00% | 3 | 1,20% | -3 | -1,20% |
| Die PARTEI | 4 | 1,52% | 0 | 0,00% | +4 | +1,52% |
| FAMILIE | 1 | 0,38% | 2 | 0,80% | -1 | -0,42% |
| FREIE WÄHLER | 1 | 0,38% | 1 | 0,40% | 0 | -0,02% |
| Volksabstimmung | 0 | 0,00% | 1 | 0,40% | -1 | -0,40% |
| ÖDP | 2 | 0,76% | 0 | 0,00% | +2 | +0,76% |
| DKP | 0 | 0,00% | 0 | 0,00% | 0 | 0,00% |
| MLPD | 0 | 0,00% | 2 | 0,80% | -2 | -0,80% |
| BP | 0 | 0,00% | 0 | 0,00% | 0 | 0,00% |
| SGP | 0 | 0,00% | 0 | 0,00% | 0 | 0,00% |
| TIERSCHUTZ hier! | 0 | 0,00% | -/- | -/- | 0 | 0,00% |
| Tierschutzallianz | 0 | 0,00% | -/- | -/- | 0 | 0,00% |
| Bündnis C | 0 | 0,00% | -/- | -/- | 0 | 0,00% |
| BIG | 12 | 4,55% | -/- | -/- | +12 | +4,55% |
| BGE | 0 | 0,00% | -/- | -/- | 0 | 0,00% |
| DIE DIREKTE! | 0 | 0,00% | -/- | -/- | 0 | 0,00% |
| DiEM25 | 0 | 0,00% | -/- | -/- | 0 | 0,00% |
| III. Weg | 0 | 0,00% | -/- | -/- | 0 | 0,00% |
| Die Grauen | 1 | 0,38% | -/- | -/- | +1 | +0,38% |
| DIE RECHTE | 0 | 0,00% | -/- | -/- | 0 | 0,00% |
| DIE VIOLETTEN | 0 | 0,00% | -/- | -/- | 0 | 0,00% |
| LIEBE | 0 | 0,00% | -/- | -/- | 0 | 0,00% |
| DIE FRAUEN | 1 | 0,38% | -/- | -/- | +1 | +0,38% |
| Graue Panther | 1 | 0,38% | -/- | -/- | +1 | +0,38% |
| LKR | 0 | 0,00% | -/- | -/- | 0 | 0,00% |
| MENSCHLICHE WELT | 0 | 0,00% | -/- | -/- | 0 | 0,00% |
| NL | 0 | 0,00% | -/- | -/- | 0 | 0,00% |

| Partei | EW 2019 Stimmen | EW 2019 Prozent | EW 2014 Stimmen | EW 2014 Prozent | Differenz Stimmen | Differenz In Prozent |
|---------------------------------|--------------------|--------------------|--------------------|--------------------|----------------------|-------------------------|
| ÖkoLinX | 1 | 0,38% | -/- | -/- | +1 | +0,38% |
| Die Humanisten | 0 | 0,00% | -/- | -/- | 0 | 0,00% |
| PARTEI FÜR DIE TIERE | 0 | 0,00% | -/- | -/- | 0 | 0,00% |
| Gesundheitsforschung | 0 | 0,00% | -/- | -/- | 0 | 0,00% |
| Volt | 1 | 0,38% | -/- | -/- | +1 | +0,38% |
| AUF | -/- | -/- | 1 | 0,40% | -1 | -0,40% |
| BüSo | -/- | -/- | 0 | 0,00% | 0 | 0,00% |
| CM | -/- | -/- | 0 | 0,00% | 0 | 0,00% |
| REP | -/- | -/- | 0 | 0,00% | 0 | 0,00% |
| PBC | -/- | -/- | 0 | 0,00% | 0 | 0,00% |
| PRO NRW | -/- | -/- | 3 | 1,20% | -3 | -1,20% |

12.9 Briefwahlbezirk 12

| | EW 2019 | EW 2014 | Differenz |
|-----------------------|---------|---------|-----------|
| Wähler mit Wahrschein | 364 | 284 | +80 |
| Ungültige Stimmen | 1 | 6 | -5 |
| Gültige Stimmen | 363 | 278 | +85 |

| | | | | | | | | |
|-------------------|---|---|---|---|--|---|---|---|
| In Prozent |  |  |  |  |  |  |  |  |
| Stimmen | 95 | 82 | 64 | 39 | 10 | 26 | 8 | 39 |
| Partei | CDU | SPD | GRÜNE | AfD | LINKE | FDP | Tiers | Sonstige |

| | | | | | | | | |
|---------------------------|---|---|---|---|--|---|---|---|
| Gewinn In Prozent | | |  |  | |  |  |  |
| Verlust In Prozent |  |  | | |  | | | |
| Partei | CDU | SPD | GRÜNE | AfD | LINKE | FDP | Tiers | Sonstige |

| Partei | EW 2019 Stimmen | EW 2019 Prozent | EW 2014 Stimmen | EW 2014 Prozent | Differenz Stimmen | Differenz In Prozent |
|---------------------|--------------------|--------------------|--------------------|--------------------|----------------------|-------------------------|
| CDU | 95 | 26,17% | 75 | 26,98% | +20 | -0,81% |
| SPD | 82 | 22,59% | 125 | 44,96% | -43 | -22,37% |
| GRÜNE | 64 | 17,63% | 22 | 7,91% | +42 | +9,72% |
| AfD | 39 | 10,74% | 16 | 5,76% | +23 | +4,98% |
| DIE LINKE | 10 | 2,75% | 16 | 5,76% | -6 | -3,01% |
| FDP | 26 | 7,16% | 15 | 5,40% | +11 | +1,76% |
| PIRATEN | 5 | 1,38% | 1 | 0,36% | +4 | +1,02% |
| Tierschutzpartei | 8 | 2,20% | 0 | 0,00% | +8 | +2,20% |
| NPD | 1 | 0,28% | 0 | 0,00% | +1 | +0,28% |
| Die PARTEI | 7 | 1,93% | 2 | 0,72% | +5 | +1,21% |
| FAMILIE | 2 | 0,55% | 0 | 0,00% | +2 | +0,55% |
| FREIE WÄHLER | 4 | 1,10% | 2 | 0,72% | +2 | +0,38% |
| Volksabstimmung | 1 | 0,28% | 0 | 0,00% | +1 | +0,28% |
| ÖDP | 2 | 0,55% | 0 | 0,00% | +2 | +0,55% |
| DKP | 0 | 0,00% | 0 | 0,00% | 0 | 0,00% |
| MLPD | 0 | 0,00% | 1 | 0,36% | -1 | -0,36% |
| BP | 1 | 0,28% | 0 | 0,00% | +1 | +0,28% |
| SGP | 0 | 0,00% | 0 | 0,00% | 0 | 0,00% |
| TIERSCHUTZ hier! | 1 | 0,28% | -/- | -/- | +1 | +0,28% |
| Tierschutzallianz | 0 | 0,00% | -/- | -/- | 0 | 0,00% |
| Bündnis C | 2 | 0,55% | -/- | -/- | +2 | +0,55% |
| BIG | 2 | 0,55% | -/- | -/- | +2 | +0,55% |
| BGE | 2 | 0,55% | -/- | -/- | +2 | +0,55% |
| DIE DIREKTE! | 0 | 0,00% | -/- | -/- | 0 | 0,00% |
| DiEM25 | 0 | 0,00% | -/- | -/- | 0 | 0,00% |
| III. Weg | 0 | 0,00% | -/- | -/- | 0 | 0,00% |
| Die Grauen | 2 | 0,55% | -/- | -/- | +2 | +0,55% |
| DIE RECHTE | 0 | 0,00% | -/- | -/- | 0 | 0,00% |
| DIE VIOLETTEN | 0 | 0,00% | -/- | -/- | 0 | 0,00% |
| LIEBE | 0 | 0,00% | -/- | -/- | 0 | 0,00% |
| DIE FRAUEN | 0 | 0,00% | -/- | -/- | 0 | 0,00% |
| Graue Panther | 2 | 0,55% | -/- | -/- | +2 | +0,55% |
| LKR | 1 | 0,28% | -/- | -/- | +1 | +0,28% |
| MENSCHLICHE WELT | 1 | 0,28% | -/- | -/- | +1 | +0,28% |
| NL | 0 | 0,00% | -/- | -/- | 0 | 0,00% |

| Partei | EW 2019 Stimmen | EW 2019 Prozent | EW 2014 Stimmen | EW 2014 Prozent | Differenz Stimmen | Differenz In Prozent |
|---------------------------------|--------------------|--------------------|--------------------|--------------------|----------------------|-------------------------|
| ÖkoLinX | 0 | 0,00% | -/- | -/- | 0 | 0,00% |
| Die Humanisten | 0 | 0,00% | -/- | -/- | 0 | 0,00% |
| PARTEI FÜR DIE TIERE | 0 | 0,00% | -/- | -/- | 0 | 0,00% |
| Gesundheitsforschung | 2 | 0,55% | -/- | -/- | +2 | +0,55% |
| Volt | 1 | 0,28% | -/- | -/- | +1 | +0,28% |
| AUF | -/- | -/- | 1 | 0,36% | -1 | -0,36% |
| BüSo | -/- | -/- | 0 | 0,00% | 0 | 0,00% |
| CM | -/- | -/- | 0 | 0,00% | 0 | 0,00% |
| REP | -/- | -/- | 0 | 0,00% | 0 | 0,00% |
| PBC | -/- | -/- | 0 | 0,00% | 0 | 0,00% |
| PRO NRW | -/- | -/- | 2 | 0,72% | -2 | -0,72% |

13.2 Altenheim Ruhebezirk Gatherhof

| | EW 2019 | EW 2014 | Differenz |
|-----------------------------------|---------------|---------------|---------------|
| Wahlbeteiligung | 34,95% | 26,33% | +8,62% |
| Wahlberechtigte insgesamt | 922 | 1.039 | -117 |
| Wahlberechtigte ohne Sperrvermerk | 864 | 980 | -116 |
| Wahlberechtigte mit Sperrvermerk | 58 | 59 | -1 |
| Wahlberechtigte § 24 Abs. 2 EuWO | 0 | 0 | 0 |
| Wähler insgesamt | 302 | 258 | +44 |
| Wähler mit Wahlschein | 0 | 0 | 0 |
| Ungültige Stimmen | 1 | 7 | -6 |
| Gültige Stimmen | 301 | 251 | +50 |

| | CDU | SPD | GRÜNE | AfD | LINKE | FDP | Tiers | Sonstige |
|-------------------|--------|--------|--------|--------|-------|-------|-------|----------|
| In Prozent | 20,60% | 27,24% | 13,95% | 13,29% | 9,63% | 5,98% | 2,33% | 6,98% |
| Stimmen | 62 | 82 | 42 | 40 | 29 | 18 | 7 | 21 |
| Partei | CDU | SPD | GRÜNE | AfD | LINKE | FDP | Tiers | Sonstige |

| | CDU | SPD | GRÜNE | AfD | LINKE | FDP | Tiers | Sonstige |
|---------------------------|--------|---------|--------|--------|--------|--------|--------|----------|
| Gewinn In Prozent | | | +9,17% | +8,51% | | +3,99% | +1,93% | +1,00% |
| Verlust In Prozent | -6,09% | -15,79% | | | -2,72% | | | |
| Partei | CDU | SPD | GRÜNE | AfD | LINKE | FDP | Tiers | Sonstige |

| Partei | EW 2019 Stimmen | EW 2019 Prozent | EW 2014 Stimmen | EW 2014 Prozent | Differenz Stimmen | Differenz In Prozent |
|---------------------|--------------------|--------------------|--------------------|--------------------|----------------------|-------------------------|
| CDU | 62 | 20,60% | 67 | 26,69% | -5 | -6,09% |
| SPD | 82 | 27,24% | 108 | 43,03% | -26 | -15,79% |
| GRÜNE | 42 | 13,95% | 12 | 4,78% | +30 | +9,17% |
| AfD | 40 | 13,29% | 12 | 4,78% | +28 | +8,51% |
| DIE LINKE | 29 | 9,63% | 31 | 12,35% | -2 | -2,72% |
| FDP | 18 | 5,98% | 5 | 1,99% | +13 | +3,99% |
| PIRATEN | 0 | 0,00% | 5 | 1,99% | -5 | -1,99% |
| Tierschutzpartei | 7 | 2,33% | 1 | 0,40% | +6 | +1,93% |
| NPD | 3 | 1,00% | 4 | 1,59% | -1 | -0,59% |
| Die PARTEI | 5 | 1,66% | 1 | 0,40% | +4 | +1,26% |
| FAMILIE | 2 | 0,66% | 1 | 0,40% | +1 | +0,26% |
| FREIE WÄHLER | 0 | 0,00% | 1 | 0,40% | -1 | -0,40% |
| Volksabstimmung | 0 | 0,00% | 1 | 0,40% | -1 | -0,40% |
| ÖDP | 0 | 0,00% | 1 | 0,40% | -1 | -0,40% |
| DKP | 2 | 0,66% | 0 | 0,00% | +2 | +0,66% |
| MLPD | 0 | 0,00% | 0 | 0,00% | 0 | 0,00% |
| BP | 0 | 0,00% | 0 | 0,00% | 0 | 0,00% |
| SGP | 0 | 0,00% | 0 | 0,00% | 0 | 0,00% |
| TIERSCHUTZ hier! | 0 | 0,00% | -/- | -/- | 0 | 0,00% |
| Tierschutzallianz | 0 | 0,00% | -/- | -/- | 0 | 0,00% |
| Bündnis C | 0 | 0,00% | -/- | -/- | 0 | 0,00% |
| BIG | 5 | 1,66% | -/- | -/- | +5 | +1,66% |
| BGE | 0 | 0,00% | -/- | -/- | 0 | 0,00% |
| DIE DIREKTE! | 0 | 0,00% | -/- | -/- | 0 | 0,00% |
| DiEM25 | 0 | 0,00% | -/- | -/- | 0 | 0,00% |
| III. Weg | 0 | 0,00% | -/- | -/- | 0 | 0,00% |
| Die Grauen | 1 | 0,33% | -/- | -/- | +1 | +0,33% |
| DIE RECHTE | 1 | 0,33% | -/- | -/- | +1 | +0,33% |
| DIE VIOLETTEN | 0 | 0,00% | -/- | -/- | 0 | 0,00% |
| LIEBE | 0 | 0,00% | -/- | -/- | 0 | 0,00% |
| DIE FRAUEN | 0 | 0,00% | -/- | -/- | 0 | 0,00% |
| Graue Panther | 0 | 0,00% | -/- | -/- | 0 | 0,00% |
| LKR | 1 | 0,33% | -/- | -/- | +1 | +0,33% |
| MENSCHLICHE WELT | 0 | 0,00% | -/- | -/- | 0 | 0,00% |
| NL | 0 | 0,00% | -/- | -/- | 0 | 0,00% |

| Partei | EW 2019 Stimmen | EW 2019 Prozent | EW 2014 Stimmen | EW 2014 Prozent | Differenz Stimmen | Differenz In Prozent |
|---------------------------------|--------------------|--------------------|--------------------|--------------------|----------------------|-------------------------|
| ÖkoLinX | 0 | 0,00% | -/- | -/- | 0 | 0,00% |
| Die Humanisten | 0 | 0,00% | -/- | -/- | 0 | 0,00% |
| PARTEI FÜR DIE TIERE | 0 | 0,00% | -/- | -/- | 0 | 0,00% |
| Gesundheitsforschung | 0 | 0,00% | -/- | -/- | 0 | 0,00% |
| Volt | 1 | 0,33% | -/- | -/- | +1 | +0,33% |
| AUF | -/- | -/- | 0 | 0,00% | 0 | 0,00% |
| BüSo | -/- | -/- | 0 | 0,00% | 0 | 0,00% |
| CM | -/- | -/- | 0 | 0,00% | 0 | 0,00% |
| REP | -/- | -/- | 1 | 0,40% | -1 | -0,40% |
| PBC | -/- | -/- | 0 | 0,00% | 0 | 0,00% |
| PRO NRW | -/- | -/- | 0 | 0,00% | 0 | 0,00% |

13.3 Lindenschule

| | EW 2019 | EW 2014 | Differenz |
|-----------------------------------|---------------|---------------|---------------|
| Wahlbeteiligung | 65,66% | 58,80% | +6,86% |
| Wahlberechtigte insgesamt | 946 | 972 | -26 |
| Wahlberechtigte ohne Sperrvermerk | 760 | 818 | -58 |
| Wahlberechtigte mit Sperrvermerk | 186 | 154 | +32 |
| Wahlberechtigte § 24 Abs. 2 EuWO | 0 | 0 | 0 |
| Wähler insgesamt | 499 | 481 | +18 |
| Wähler mit Wahlschein | 3 | 4 | -1 |
| Ungültige Stimmen | 8 | 5 | +3 |
| Gültige Stimmen | 491 | 476 | +15 |

| | | | | | | | | |
|-------------------|------------|------------|--------------|------------|--------------|------------|---------------|-----------------|
| In Prozent | 30,55% | 16,70% | 26,48% | 6,72% | 3,46% | 7,74% | 2,44% | 5,91% |
| Stimmen | 150 | 82 | 130 | 33 | 17 | 38 | 12 | 29 |
| Partei | CDU | SPD | GRÜNE | AfD | LINKE | FDP | PARTEI | Sonstige |

| | | | | | | | | |
|---------------------------|------------|------------|--------------|------------|--------------|------------|---------------|-----------------|
| Gewinn In Prozent | | | +14,72% | +1,47% | | +2,07% | +2,23% | +2,34% |
| Verlust In Prozent | -10,63% | -10,40% | | | -1,79% | | | |
| Partei | CDU | SPD | GRÜNE | AfD | LINKE | FDP | PARTEI | Sonstige |

| Partei | EW 2019 Stimmen | EW 2019 Prozent | EW 2014 Stimmen | EW 2014 Prozent | Differenz Stimmen | Differenz In Prozent |
|---------------------|--------------------|--------------------|--------------------|--------------------|----------------------|-------------------------|
| CDU | 150 | 30,55% | 196 | 41,18% | -46 | -10,63% |
| SPD | 82 | 16,70% | 129 | 27,10% | -47 | -10,40% |
| GRÜNE | 130 | 26,48% | 56 | 11,76% | +74 | +14,72% |
| AfD | 33 | 6,72% | 25 | 5,25% | +8 | +1,47% |
| DIE LINKE | 17 | 3,46% | 25 | 5,25% | -8 | -1,79% |
| FDP | 38 | 7,74% | 27 | 5,67% | +11 | +2,07% |
| PIRATEN | 3 | 0,61% | 1 | 0,21% | +2 | +0,40% |
| Tierschutzpartei | 8 | 1,63% | 4 | 0,84% | +4 | +0,79% |
| NPD | 0 | 0,00% | 0 | 0,00% | 0 | 0,00% |
| Die PARTEI | 12 | 2,44% | 1 | 0,21% | +11 | +2,23% |
| FAMILIE | 2 | 0,41% | 1 | 0,21% | +1 | +0,20% |
| FREIE WÄHLER | 3 | 0,61% | 6 | 1,26% | -3 | -0,65% |
| Volksabstimmung | 0 | 0,00% | 0 | 0,00% | 0 | 0,00% |
| ÖDP | 4 | 0,81% | 0 | 0,00% | +4 | +0,81% |
| DKP | 0 | 0,00% | 0 | 0,00% | 0 | 0,00% |
| MLPD | 1 | 0,20% | 0 | 0,00% | +1 | +0,20% |
| BP | 0 | 0,00% | 0 | 0,00% | 0 | 0,00% |
| SGP | 0 | 0,00% | 0 | 0,00% | 0 | 0,00% |
| TIERSCHUTZ hier! | 0 | 0,00% | -/- | -/- | 0 | 0,00% |
| Tierschutzallianz | 0 | 0,00% | -/- | -/- | 0 | 0,00% |
| Bündnis C | 0 | 0,00% | -/- | -/- | 0 | 0,00% |
| BIG | 2 | 0,41% | -/- | -/- | +2 | +0,41% |
| BGE | 0 | 0,00% | -/- | -/- | 0 | 0,00% |
| DIE DIREKTE! | 0 | 0,00% | -/- | -/- | 0 | 0,00% |
| DiEM25 | 0 | 0,00% | -/- | -/- | 0 | 0,00% |
| III. Weg | 0 | 0,00% | -/- | -/- | 0 | 0,00% |
| Die Grauen | 1 | 0,20% | -/- | -/- | +1 | +0,20% |
| DIE RECHTE | 0 | 0,00% | -/- | -/- | 0 | 0,00% |
| DIE VIOLETTEN | 0 | 0,00% | -/- | -/- | 0 | 0,00% |
| LIEBE | 0 | 0,00% | -/- | -/- | 0 | 0,00% |
| DIE FRAUEN | 0 | 0,00% | -/- | -/- | 0 | 0,00% |
| Graue Panther | 1 | 0,20% | -/- | -/- | +1 | +0,20% |
| LKR | 0 | 0,00% | -/- | -/- | 0 | 0,00% |
| MENSCHLICHE WELT | 0 | 0,00% | -/- | -/- | 0 | 0,00% |
| NL | 1 | 0,20% | -/- | -/- | +1 | +0,20% |

| Partei | EW 2019 Stimmen | EW 2019 Prozent | EW 2014 Stimmen | EW 2014 Prozent | Differenz Stimmen | Differenz In Prozent |
|---------------------------------|--------------------|--------------------|--------------------|--------------------|----------------------|-------------------------|
| ÖkoLinX | 0 | 0,00% | -/- | -/- | 0 | 0,00% |
| Die Humanisten | 0 | 0,00% | -/- | -/- | 0 | 0,00% |
| PARTEI FÜR DIE TIERE | 0 | 0,00% | -/- | -/- | 0 | 0,00% |
| Gesundheitsforschung | 0 | 0,00% | -/- | -/- | 0 | 0,00% |
| Volt | 3 | 0,61% | -/- | -/- | +3 | +0,61% |
| AUF | -/- | -/- | 2 | 0,42% | -2 | -0,42% |
| BüSo | -/- | -/- | 1 | 0,21% | -1 | -0,21% |
| CM | -/- | -/- | 0 | 0,00% | 0 | 0,00% |
| REP | -/- | -/- | 0 | 0,00% | 0 | 0,00% |
| PBC | -/- | -/- | 0 | 0,00% | 0 | 0,00% |
| PRO NRW | -/- | -/- | 2 | 0,42% | -2 | -0,42% |

13.4 Städt. Werke Krefeld

| | EW 2019 | EW 2014 | Differenz |
|-----------------------------------|---------------|---------------|---------------|
| Wahlbeteiligung | 42,86% | 34,74% | +8,12% |
| Wahlberechtigte insgesamt | 1.303 | 1.316 | -13 |
| Wahlberechtigte ohne Sperrvermerk | 1.099 | 1.140 | -41 |
| Wahlberechtigte mit Sperrvermerk | 204 | 176 | +28 |
| Wahlberechtigte § 24 Abs. 2 EuWO | 0 | 0 | 0 |
| Wähler insgesamt | 471 | 396 | +75 |
| Wähler mit Wahlschein | 0 | 0 | 0 |
| Ungültige Stimmen | 3 | 3 | 0 |
| Gültige Stimmen | 468 | 393 | +75 |

| | | | | | | | | |
|-------------------|------------|------------|--------------|------------|--------------|------------|---------------|-----------------|
| In Prozent | 19,87% | 20,09% | 28,85% | 7,48% | 5,56% | 6,62% | 3,21% | 8,33% |
| Stimmen | 93 | 94 | 135 | 35 | 26 | 31 | 15 | 39 |
| Partei | CDU | SPD | GRÜNE | AfD | LINKE | FDP | PARTEI | Sonstige |

| | | | | | | | | |
|---------------------------|------------|------------|--------------|------------|--------------|------------|---------------|-----------------|
| Gewinn In Prozent | | | +16,89% | +3,15% | | +2,80% | +2,96% | +5,28% |
| Verlust In Prozent | -7,61% | -22,66% | | | -0,80% | | | |
| Partei | CDU | SPD | GRÜNE | AfD | LINKE | FDP | PARTEI | Sonstige |

| Partei | EW 2019 Stimmen | EW 2019 Prozent | EW 2014 Stimmen | EW 2014 Prozent | Differenz Stimmen | Differenz In Prozent |
|---------------------|--------------------|--------------------|--------------------|--------------------|----------------------|-------------------------|
| CDU | 93 | 19,87% | 108 | 27,48% | -15 | -7,61% |
| SPD | 94 | 20,09% | 168 | 42,75% | -74 | -22,66% |
| GRÜNE | 135 | 28,85% | 47 | 11,96% | +88 | +16,89% |
| AfD | 35 | 7,48% | 17 | 4,33% | +18 | +3,15% |
| DIE LINKE | 26 | 5,56% | 25 | 6,36% | +1 | -0,80% |
| FDP | 31 | 6,62% | 15 | 3,82% | +16 | +2,80% |
| PIRATEN | 5 | 1,07% | 4 | 1,02% | +1 | +0,05% |
| Tierschutzpartei | 6 | 1,28% | 1 | 0,25% | +5 | +1,03% |
| NPD | 0 | 0,00% | 0 | 0,00% | 0 | 0,00% |
| Die PARTEI | 15 | 3,21% | 1 | 0,25% | +14 | +2,96% |
| FAMILIE | 1 | 0,21% | 0 | 0,00% | +1 | +0,21% |
| FREIE WÄHLER | 3 | 0,64% | 0 | 0,00% | +3 | +0,64% |
| Volksabstimmung | 1 | 0,21% | 1 | 0,25% | 0 | -0,04% |
| ÖDP | 0 | 0,00% | 0 | 0,00% | 0 | 0,00% |
| DKP | 0 | 0,00% | 0 | 0,00% | 0 | 0,00% |
| MLPD | 0 | 0,00% | 0 | 0,00% | 0 | 0,00% |
| BP | 0 | 0,00% | 0 | 0,00% | 0 | 0,00% |
| SGP | 0 | 0,00% | 0 | 0,00% | 0 | 0,00% |
| TIERSCHUTZ hier! | 4 | 0,85% | -/- | -/- | +4 | +0,85% |
| Tierschutzallianz | 0 | 0,00% | -/- | -/- | 0 | 0,00% |
| Bündnis C | 0 | 0,00% | -/- | -/- | 0 | 0,00% |
| BIG | 7 | 1,50% | -/- | -/- | +7 | +1,50% |
| BGE | 0 | 0,00% | -/- | -/- | 0 | 0,00% |
| DIE DIREKTE! | 0 | 0,00% | -/- | -/- | 0 | 0,00% |
| DiEM25 | 2 | 0,43% | -/- | -/- | +2 | +0,43% |
| III. Weg | 0 | 0,00% | -/- | -/- | 0 | 0,00% |
| Die Grauen | 2 | 0,43% | -/- | -/- | +2 | +0,43% |
| DIE RECHTE | 0 | 0,00% | -/- | -/- | 0 | 0,00% |
| DIE VIOLETTEN | 3 | 0,64% | -/- | -/- | +3 | +0,64% |
| LIEBE | 0 | 0,00% | -/- | -/- | 0 | 0,00% |
| DIE FRAUEN | 0 | 0,00% | -/- | -/- | 0 | 0,00% |
| Graue Panther | 2 | 0,43% | -/- | -/- | +2 | +0,43% |
| LKR | 0 | 0,00% | -/- | -/- | 0 | 0,00% |
| MENSCHLICHE WELT | 1 | 0,21% | -/- | -/- | +1 | +0,21% |
| NL | 0 | 0,00% | -/- | -/- | 0 | 0,00% |

| Partei | EW 2019 Stimmen | EW 2019 Prozent | EW 2014 Stimmen | EW 2014 Prozent | Differenz Stimmen | Differenz In Prozent |
|---------------------------------|--------------------|--------------------|--------------------|--------------------|----------------------|-------------------------|
| ÖkoLinX | 0 | 0,00% | -/- | -/- | 0 | 0,00% |
| Die Humanisten | 0 | 0,00% | -/- | -/- | 0 | 0,00% |
| PARTEI FÜR DIE TIERE | 0 | 0,00% | -/- | -/- | 0 | 0,00% |
| Gesundheitsforschung | 1 | 0,21% | -/- | -/- | +1 | +0,21% |
| Volt | 1 | 0,21% | -/- | -/- | +1 | +0,21% |
| AUF | -/- | -/- | 0 | 0,00% | 0 | 0,00% |
| BüSo | -/- | -/- | 2 | 0,51% | -2 | -0,51% |
| CM | -/- | -/- | 1 | 0,25% | -1 | -0,25% |
| REP | -/- | -/- | 0 | 0,00% | 0 | 0,00% |
| PBC | -/- | -/- | 0 | 0,00% | 0 | 0,00% |
| PRO NRW | -/- | -/- | 3 | 0,76% | -3 | -0,76% |

13.6 Kurt-Tucholsky-Gesamtschule

| | EW 2019 | EW 2014 | Differenz |
|-----------------------------------|---------------|---------------|---------------|
| Wahlbeteiligung | 43,13% | 34,16% | +8,97% |
| Wahlberechtigte insgesamt | 1.462 | 1.577 | -115 |
| Wahlberechtigte ohne Sperrvermerk | 1.201 | 1.338 | -137 |
| Wahlberechtigte mit Sperrvermerk | 261 | 239 | +22 |
| Wahlberechtigte § 24 Abs. 2 EuWO | 0 | 0 | 0 |
| Wähler insgesamt | 518 | 457 | +61 |
| Wähler mit Wahlschein | 4 | 0 | +4 |
| Ungültige Stimmen | 9 | 5 | +4 |
| Gültige Stimmen | 509 | 452 | +57 |

| | | | | | | | | |
|-------------------|------------|------------|--------------|------------|--------------|------------|---------------|-----------------|
| In Prozent | 17,68% | 21,41% | 27,50% | 6,48% | 6,88% | 5,70% | 4,32% | 10,02% |
| Stimmen | 90 | 109 | 140 | 33 | 35 | 29 | 22 | 51 |
| Partei | CDU | SPD | GRÜNE | AfD | LINKE | FDP | PARTEI | Sonstige |

| | | | | | | | | |
|---------------------------|------------|------------|--------------|------------|--------------|------------|---------------|-----------------|
| Gewinn In Prozent | | | +10,46% | +2,94% | | +1,72% | +2,55% | +4,49% |
| Verlust In Prozent | -6,88% | -14,65% | | | -0,64% | | | |
| Partei | CDU | SPD | GRÜNE | AfD | LINKE | FDP | PARTEI | Sonstige |

| Partei | EW 2019 Stimmen | EW 2019 Prozent | EW 2014 Stimmen | EW 2014 Prozent | Differenz Stimmen | Differenz In Prozent |
|---------------------|--------------------|--------------------|--------------------|--------------------|----------------------|-------------------------|
| CDU | 90 | 17,68% | 111 | 24,56% | -21 | -6,88% |
| SPD | 109 | 21,41% | 163 | 36,06% | -54 | -14,65% |
| GRÜNE | 140 | 27,50% | 77 | 17,04% | +63 | +10,46% |
| AfD | 33 | 6,48% | 16 | 3,54% | +17 | +2,94% |
| DIE LINKE | 35 | 6,88% | 34 | 7,52% | +1 | -0,64% |
| FDP | 29 | 5,70% | 18 | 3,98% | +11 | +1,72% |
| PIRATEN | 3 | 0,59% | 7 | 1,55% | -4 | -0,96% |
| Tierschutzpartei | 11 | 2,16% | 1 | 0,22% | +10 | +1,94% |
| NPD | 2 | 0,39% | 1 | 0,22% | +1 | +0,17% |
| Die PARTEI | 22 | 4,32% | 8 | 1,77% | +14 | +2,55% |
| FAMILIE | 5 | 0,98% | 3 | 0,66% | +2 | +0,32% |
| FREIE WÄHLER | 4 | 0,79% | 3 | 0,66% | +1 | +0,13% |
| Volksabstimmung | 1 | 0,20% | 2 | 0,44% | -1 | -0,24% |
| ÖDP | 7 | 1,38% | 4 | 0,88% | +3 | +0,50% |
| DKP | 0 | 0,00% | 0 | 0,00% | 0 | 0,00% |
| MLPD | 0 | 0,00% | 0 | 0,00% | 0 | 0,00% |
| BP | 0 | 0,00% | 1 | 0,22% | -1 | -0,22% |
| SGP | 0 | 0,00% | 1 | 0,22% | -1 | -0,22% |
| TIERSCHUTZ hier! | 0 | 0,00% | -/- | -/- | 0 | 0,00% |
| Tierschutzallianz | 0 | 0,00% | -/- | -/- | 0 | 0,00% |
| Bündnis C | 0 | 0,00% | -/- | -/- | 0 | 0,00% |
| BIG | 3 | 0,59% | -/- | -/- | +3 | +0,59% |
| BGE | 0 | 0,00% | -/- | -/- | 0 | 0,00% |
| DIE DIREKTE! | 1 | 0,20% | -/- | -/- | +1 | +0,20% |
| DiEM25 | 0 | 0,00% | -/- | -/- | 0 | 0,00% |
| III. Weg | 0 | 0,00% | -/- | -/- | 0 | 0,00% |
| Die Grauen | 0 | 0,00% | -/- | -/- | 0 | 0,00% |
| DIE RECHTE | 1 | 0,20% | -/- | -/- | +1 | +0,20% |
| DIE VIOLETTEN | 0 | 0,00% | -/- | -/- | 0 | 0,00% |
| LIEBE | 0 | 0,00% | -/- | -/- | 0 | 0,00% |
| DIE FRAUEN | 1 | 0,20% | -/- | -/- | +1 | +0,20% |
| Graue Panther | 2 | 0,39% | -/- | -/- | +2 | +0,39% |
| LKR | 0 | 0,00% | -/- | -/- | 0 | 0,00% |
| MENSCHLICHE WELT | 1 | 0,20% | -/- | -/- | +1 | +0,20% |
| NL | 0 | 0,00% | -/- | -/- | 0 | 0,00% |

| Partei | EW 2019 Stimmen | EW 2019 Prozent | EW 2014 Stimmen | EW 2014 Prozent | Differenz Stimmen | Differenz In Prozent |
|---------------------------------|--------------------|--------------------|--------------------|--------------------|----------------------|-------------------------|
| ÖkoLinX | 3 | 0,59% | -/- | -/- | +3 | +0,59% |
| Die Humanisten | 1 | 0,20% | -/- | -/- | +1 | +0,20% |
| PARTEI FÜR DIE TIERE | 0 | 0,00% | -/- | -/- | 0 | 0,00% |
| Gesundheitsforschung | 1 | 0,20% | -/- | -/- | +1 | +0,20% |
| Volt | 4 | 0,79% | -/- | -/- | +4 | +0,79% |
| AUF | -/- | -/- | 0 | 0,00% | 0 | 0,00% |
| BüSo | -/- | -/- | 0 | 0,00% | 0 | 0,00% |
| CM | -/- | -/- | 0 | 0,00% | 0 | 0,00% |
| REP | -/- | -/- | 2 | 0,44% | -2 | -0,44% |
| PBC | -/- | -/- | 0 | 0,00% | 0 | 0,00% |
| PRO NRW | -/- | -/- | 0 | 0,00% | 0 | 0,00% |

13.7 Kath. Kita St. Thomas Morus

| | EW 2019 | EW 2014 | Differenz |
|-----------------------------------|---------------|---------------|----------------|
| Wahlbeteiligung | 54,24% | 41,63% | +12,61% |
| Wahlberechtigte insgesamt | 1.116 | 1.143 | -27 |
| Wahlberechtigte ohne Sperrvermerk | 968 | 1.033 | -65 |
| Wahlberechtigte mit Sperrvermerk | 148 | 110 | +38 |
| Wahlberechtigte § 24 Abs. 2 EuWO | 0 | 0 | 0 |
| Wähler insgesamt | 525 | 430 | +95 |
| Wähler mit Wahlschein | 3 | 0 | +3 |
| Ungültige Stimmen | 1 | 4 | -3 |
| Gültige Stimmen | 524 | 426 | +98 |

| In Prozent | 21,18% | 17,18% | 32,25% | 5,92% | 8,02% | 3,24% | 3,63% | 8,59% |
|------------|--------|--------|--------|-------|-------|-------|--------|----------|
| Stimmen | 111 | 90 | 169 | 31 | 42 | 17 | 19 | 45 |
| Partei | CDU | SPD | GRÜNE | AfD | LINKE | FDP | PARTEI | Sonstige |

| | | | | | | | | |
|--------------------|--------|---------|---------|--------|--------|--------|--------|----------|
| Gewinn In Prozent | | | +17,23% | +2,87% | +0,98% | | +2,22% | +3,43% |
| Verlust In Prozent | -7,22% | -18,27% | | | | -1,22% | | |
| Partei | CDU | SPD | GRÜNE | AfD | LINKE | FDP | PARTEI | Sonstige |

| Partei | EW 2019 Stimmen | EW 2019 Prozent | EW 2014 Stimmen | EW 2014 Prozent | Differenz Stimmen | Differenz In Prozent |
|---------------------|--------------------|--------------------|--------------------|--------------------|----------------------|-------------------------|
| CDU | 111 | 21,18% | 121 | 28,40% | -10 | -7,22% |
| SPD | 90 | 17,18% | 151 | 35,45% | -61 | -18,27% |
| GRÜNE | 169 | 32,25% | 64 | 15,02% | +105 | +17,23% |
| AfD | 31 | 5,92% | 13 | 3,05% | +18 | +2,87% |
| DIE LINKE | 42 | 8,02% | 30 | 7,04% | +12 | +0,98% |
| FDP | 17 | 3,24% | 19 | 4,46% | -2 | -1,22% |
| PIRATEN | 3 | 0,57% | 6 | 1,41% | -3 | -0,84% |
| Tierschutzpartei | 5 | 0,95% | 4 | 0,94% | +1 | +0,01% |
| NPD | 3 | 0,57% | 5 | 1,17% | -2 | -0,60% |
| Die PARTEI | 19 | 3,63% | 6 | 1,41% | +13 | +2,22% |
| FAMILIE | 6 | 1,15% | 2 | 0,47% | +4 | +0,68% |
| FREIE WÄHLER | 3 | 0,57% | 1 | 0,23% | +2 | +0,34% |
| Volksabstimmung | 2 | 0,38% | 1 | 0,23% | +1 | +0,15% |
| ÖDP | 2 | 0,38% | 1 | 0,23% | +1 | +0,15% |
| DKP | 0 | 0,00% | 0 | 0,00% | 0 | 0,00% |
| MLPD | 0 | 0,00% | 0 | 0,00% | 0 | 0,00% |
| BP | 0 | 0,00% | 0 | 0,00% | 0 | 0,00% |
| SGP | 0 | 0,00% | 1 | 0,23% | -1 | -0,23% |
| TIERSCHUTZ hier! | 0 | 0,00% | -/- | -/- | 0 | 0,00% |
| Tierschutzallianz | 1 | 0,19% | -/- | -/- | +1 | +0,19% |
| Bündnis C | 0 | 0,00% | -/- | -/- | 0 | 0,00% |
| BIG | 2 | 0,38% | -/- | -/- | +2 | +0,38% |
| BGE | 0 | 0,00% | -/- | -/- | 0 | 0,00% |
| DIE DIREKTE! | 1 | 0,19% | -/- | -/- | +1 | +0,19% |
| DiEM25 | 5 | 0,95% | -/- | -/- | +5 | +0,95% |
| III. Weg | 0 | 0,00% | -/- | -/- | 0 | 0,00% |
| Die Grauen | 0 | 0,00% | -/- | -/- | 0 | 0,00% |
| DIE RECHTE | 0 | 0,00% | -/- | -/- | 0 | 0,00% |
| DIE VIOLETTEN | 1 | 0,19% | -/- | -/- | +1 | +0,19% |
| LIEBE | 1 | 0,19% | -/- | -/- | +1 | +0,19% |
| DIE FRAUEN | 0 | 0,00% | -/- | -/- | 0 | 0,00% |
| Graue Panther | 0 | 0,00% | -/- | -/- | 0 | 0,00% |
| LKR | 0 | 0,00% | -/- | -/- | 0 | 0,00% |
| MENSCHLICHE WELT | 1 | 0,19% | -/- | -/- | +1 | +0,19% |
| NL | 0 | 0,00% | -/- | -/- | 0 | 0,00% |

| Partei | EW 2019 Stimmen | EW 2019 Prozent | EW 2014 Stimmen | EW 2014 Prozent | Differenz Stimmen | Differenz In Prozent |
|---------------------------------|--------------------|--------------------|--------------------|--------------------|----------------------|-------------------------|
| ÖkoLinX | 3 | 0,57% | -/- | -/- | +3 | +0,57% |
| Die Humanisten | 1 | 0,19% | -/- | -/- | +1 | +0,19% |
| PARTEI FÜR DIE TIERE | 1 | 0,19% | -/- | -/- | +1 | +0,19% |
| Gesundheitsforschung | 0 | 0,00% | -/- | -/- | 0 | 0,00% |
| Volt | 4 | 0,76% | -/- | -/- | +4 | +0,76% |
| AUF | -/- | -/- | 0 | 0,00% | 0 | 0,00% |
| BüSo | -/- | -/- | 0 | 0,00% | 0 | 0,00% |
| CM | -/- | -/- | 0 | 0,00% | 0 | 0,00% |
| REP | -/- | -/- | 1 | 0,23% | -1 | -0,23% |
| PBC | -/- | -/- | 0 | 0,00% | 0 | 0,00% |
| PRO NRW | -/- | -/- | 0 | 0,00% | 0 | 0,00% |

13.8 Städt. Werke Krefeld

| | EW 2019 | EW 2014 | Differenz |
|-----------------------------------|---------------|---------------|---------------|
| Wahlbeteiligung | 41,46% | 36,42% | +5,04% |
| Wahlberechtigte insgesamt | 695 | 718 | -23 |
| Wahlberechtigte ohne Sperrvermerk | 615 | 637 | -22 |
| Wahlberechtigte mit Sperrvermerk | 80 | 81 | -1 |
| Wahlberechtigte § 24 Abs. 2 EuWO | 0 | 0 | 0 |
| Wähler insgesamt | 255 | 232 | +23 |
| Wähler mit Wahlschein | 0 | 0 | 0 |
| Ungültige Stimmen | 8 | 2 | +6 |
| Gültige Stimmen | 247 | 230 | +17 |

| | | | | | | | | |
|-------------------|------------|------------|--------------|------------|--------------|------------|---------------|-----------------|
| In Prozent | 20,24% | 22,27% | 21,05% | 11,34% | 5,26% | 4,86% | 4,86% | 10,12% |
| Stimmen | 50 | 55 | 52 | 28 | 13 | 12 | 12 | 25 |
| Partei | CDU | SPD | GRÜNE | AfD | LINKE | FDP | PARTEI | Sonstige |

| | | | | | | | | |
|---------------------------|------------|------------|--------------|------------|--------------|------------|---------------|-----------------|
| Gewinn In Prozent | | | +11,92% | +8,30% | | +3,99% | +3,12% | +3,16% |
| Verlust In Prozent | -5,85% | -20,34% | | | -4,31% | | | |
| Partei | CDU | SPD | GRÜNE | AfD | LINKE | FDP | PARTEI | Sonstige |

| Partei | EW 2019 Stimmen | EW 2019 Prozent | EW 2014 Stimmen | EW 2014 Prozent | Differenz Stimmen | Differenz In Prozent |
|---------------------|--------------------|--------------------|--------------------|--------------------|----------------------|-------------------------|
| CDU | 50 | 20,24% | 60 | 26,09% | -10 | -5,85% |
| SPD | 55 | 22,27% | 98 | 42,61% | -43 | -20,34% |
| GRÜNE | 52 | 21,05% | 21 | 9,13% | +31 | +11,92% |
| AfD | 28 | 11,34% | 7 | 3,04% | +21 | +8,30% |
| DIE LINKE | 13 | 5,26% | 22 | 9,57% | -9 | -4,31% |
| FDP | 12 | 4,86% | 2 | 0,87% | +10 | +3,99% |
| PIRATEN | 4 | 1,62% | 3 | 1,30% | +1 | +0,32% |
| Tierschutzpartei | 5 | 2,02% | 2 | 0,87% | +3 | +1,15% |
| NPD | 0 | 0,00% | 3 | 1,30% | -3 | -1,30% |
| Die PARTEI | 12 | 4,86% | 4 | 1,74% | +8 | +3,12% |
| FAMILIE | 2 | 0,81% | 5 | 2,17% | -3 | -1,36% |
| FREIE WÄHLER | 1 | 0,40% | 0 | 0,00% | +1 | +0,40% |
| Volksabstimmung | 0 | 0,00% | 1 | 0,43% | -1 | -0,43% |
| ÖDP | 3 | 1,21% | 0 | 0,00% | +3 | +1,21% |
| DKP | 0 | 0,00% | 0 | 0,00% | 0 | 0,00% |
| MLPD | 0 | 0,00% | 0 | 0,00% | 0 | 0,00% |
| BP | 0 | 0,00% | 0 | 0,00% | 0 | 0,00% |
| SGP | 0 | 0,00% | 0 | 0,00% | 0 | 0,00% |
| TIERSCHUTZ hier! | 0 | 0,00% | -/- | -/- | 0 | 0,00% |
| Tierschutzallianz | 1 | 0,40% | -/- | -/- | +1 | +0,40% |
| Bündnis C | 0 | 0,00% | -/- | -/- | 0 | 0,00% |
| BIG | 1 | 0,40% | -/- | -/- | +1 | +0,40% |
| BGE | 0 | 0,00% | -/- | -/- | 0 | 0,00% |
| DIE DIREKTE! | 0 | 0,00% | -/- | -/- | 0 | 0,00% |
| DiEM25 | 1 | 0,40% | -/- | -/- | +1 | +0,40% |
| III. Weg | 0 | 0,00% | -/- | -/- | 0 | 0,00% |
| Die Grauen | 0 | 0,00% | -/- | -/- | 0 | 0,00% |
| DIE RECHTE | 1 | 0,40% | -/- | -/- | +1 | +0,40% |
| DIE VIOLETTEN | 0 | 0,00% | -/- | -/- | 0 | 0,00% |
| LIEBE | 0 | 0,00% | -/- | -/- | 0 | 0,00% |
| DIE FRAUEN | 1 | 0,40% | -/- | -/- | +1 | +0,40% |
| Graue Panther | 0 | 0,00% | -/- | -/- | 0 | 0,00% |
| LKR | 0 | 0,00% | -/- | -/- | 0 | 0,00% |
| MENSCHLICHE WELT | 1 | 0,40% | -/- | -/- | +1 | +0,40% |
| NL | 0 | 0,00% | -/- | -/- | 0 | 0,00% |

| Partei | EW 2019 Stimmen | EW 2019 Prozent | EW 2014 Stimmen | EW 2014 Prozent | Differenz Stimmen | Differenz In Prozent |
|---------------------------------|--------------------|--------------------|--------------------|--------------------|----------------------|-------------------------|
| ÖkoLinX | 0 | 0,00% | -/- | -/- | 0 | 0,00% |
| Die Humanisten | 0 | 0,00% | -/- | -/- | 0 | 0,00% |
| PARTEI FÜR DIE TIERE | 0 | 0,00% | -/- | -/- | 0 | 0,00% |
| Gesundheitsforschung | 1 | 0,40% | -/- | -/- | +1 | +0,40% |
| Volt | 3 | 1,21% | -/- | -/- | +3 | +1,21% |
| AUF | -/- | -/- | 0 | 0,00% | 0 | 0,00% |
| BüSo | -/- | -/- | 0 | 0,00% | 0 | 0,00% |
| CM | -/- | -/- | 0 | 0,00% | 0 | 0,00% |
| REP | -/- | -/- | 2 | 0,87% | -2 | -0,87% |
| PBC | -/- | -/- | 0 | 0,00% | 0 | 0,00% |
| PRO NRW | -/- | -/- | 0 | 0,00% | 0 | 0,00% |

13.9 Briefwahlbezirk 13

| | EW 2019 | EW 2014 | Differenz |
|-----------------------|---------|---------|-----------|
| Wähler mit Wahrschein | 872 | 732 | +140 |
| Ungültige Stimmen | 2 | 6 | -4 |
| Gültige Stimmen | 870 | 726 | +144 |

| | | | | | | | | |
|-------------------|------------|------------|--------------|------------|--------------|------------|--------------|-----------------|
| In Prozent | 28,05% | 21,15% | 23,68% | 6,78% | 3,56% | 6,55% | 2,18% | 8,05% |
| Stimmen | 244 | 184 | 206 | 59 | 31 | 57 | 19 | 70 |
| Partei | CDU | SPD | GRÜNE | AfD | LINKE | FDP | Tiers | Sonstige |

| | | | | | | | | |
|---------------------------|------------|------------|--------------|------------|--------------|------------|--------------|-----------------|
| Gewinn In Prozent | | | +14,73% | +0,72% | | +0,49% | +0,66% | +3,23% |
| Verlust In Prozent | -4,32% | -13,29% | | | -2,23% | | | |
| Partei | CDU | SPD | GRÜNE | AfD | LINKE | FDP | Tiers | Sonstige |

| Partei | EW 2019 Stimmen | EW 2019 Prozent | EW 2014 Stimmen | EW 2014 Prozent | Differenz Stimmen | Differenz In Prozent |
|---------------------|--------------------|--------------------|--------------------|--------------------|----------------------|-------------------------|
| CDU | 244 | 28,05% | 235 | 32,37% | +9 | -4,32% |
| SPD | 184 | 21,15% | 250 | 34,44% | -66 | -13,29% |
| GRÜNE | 206 | 23,68% | 65 | 8,95% | +141 | +14,73% |
| AfD | 59 | 6,78% | 44 | 6,06% | +15 | +0,72% |
| DIE LINKE | 31 | 3,56% | 42 | 5,79% | -11 | -2,23% |
| FDP | 57 | 6,55% | 44 | 6,06% | +13 | +0,49% |
| PIRATEN | 10 | 1,15% | 13 | 1,79% | -3 | -0,64% |
| Tierschutzpartei | 19 | 2,18% | 11 | 1,52% | +8 | +0,66% |
| NPD | 1 | 0,11% | 6 | 0,83% | -5 | -0,72% |
| Die PARTEI | 19 | 2,18% | 2 | 0,28% | +17 | +1,90% |
| FAMILIE | 5 | 0,57% | 2 | 0,28% | +3 | +0,29% |
| FREIE WÄHLER | 4 | 0,46% | 4 | 0,55% | 0 | -0,09% |
| Volksabstimmung | 0 | 0,00% | 4 | 0,55% | -4 | -0,55% |
| ÖDP | 5 | 0,57% | 1 | 0,14% | +4 | +0,43% |
| DKP | 1 | 0,11% | 0 | 0,00% | +1 | +0,11% |
| MLPD | 0 | 0,00% | 0 | 0,00% | 0 | 0,00% |
| BP | 0 | 0,00% | 0 | 0,00% | 0 | 0,00% |
| SGP | 0 | 0,00% | 0 | 0,00% | 0 | 0,00% |
| TIERSCHUTZ hier! | 1 | 0,11% | -/- | -/- | +1 | +0,11% |
| Tierschutzallianz | 0 | 0,00% | -/- | -/- | 0 | 0,00% |
| Bündnis C | 4 | 0,46% | -/- | -/- | +4 | +0,46% |
| BIG | 0 | 0,00% | -/- | -/- | 0 | 0,00% |
| BGE | 0 | 0,00% | -/- | -/- | 0 | 0,00% |
| DIE DIREKTE! | 0 | 0,00% | -/- | -/- | 0 | 0,00% |
| DiEM25 | 5 | 0,57% | -/- | -/- | +5 | +0,57% |
| III. Weg | 1 | 0,11% | -/- | -/- | +1 | +0,11% |
| Die Grauen | 2 | 0,23% | -/- | -/- | +2 | +0,23% |
| DIE RECHTE | 1 | 0,11% | -/- | -/- | +1 | +0,11% |
| DIE VIOLETTEN | 0 | 0,00% | -/- | -/- | 0 | 0,00% |
| LIEBE | 0 | 0,00% | -/- | -/- | 0 | 0,00% |
| DIE FRAUEN | 1 | 0,11% | -/- | -/- | +1 | +0,11% |
| Graue Panther | 0 | 0,00% | -/- | -/- | 0 | 0,00% |
| LKR | 0 | 0,00% | -/- | -/- | 0 | 0,00% |
| MENSCHLICHE WELT | 0 | 0,00% | -/- | -/- | 0 | 0,00% |
| NL | 0 | 0,00% | -/- | -/- | 0 | 0,00% |

| Partei | EW 2019 Stimmen | EW 2019 Prozent | EW 2014 Stimmen | EW 2014 Prozent | Differenz Stimmen | Differenz In Prozent |
|---------------------------------|--------------------|--------------------|--------------------|--------------------|----------------------|-------------------------|
| ÖkoLinX | 0 | 0,00% | -/- | -/- | 0 | 0,00% |
| Die Humanisten | 1 | 0,11% | -/- | -/- | +1 | +0,11% |
| PARTEI FÜR DIE TIERE | 2 | 0,23% | -/- | -/- | +2 | +0,23% |
| Gesundheitsforschung | 2 | 0,23% | -/- | -/- | +2 | +0,23% |
| Volt | 5 | 0,57% | -/- | -/- | +5 | +0,57% |
| AUF | -/- | -/- | 0 | 0,00% | 0 | 0,00% |
| BüSo | -/- | -/- | 0 | 0,00% | 0 | 0,00% |
| CM | -/- | -/- | 0 | 0,00% | 0 | 0,00% |
| REP | -/- | -/- | 0 | 0,00% | 0 | 0,00% |
| PBC | -/- | -/- | 0 | 0,00% | 0 | 0,00% |
| PRO NRW | -/- | -/- | 3 | 0,41% | -3 | -0,41% |

14.1 Saassenhof

| | EW 2019 | EW 2014 | Differenz |
|-----------------------------------|---------------|---------------|----------------|
| Wahlbeteiligung | 57,94% | 44,52% | +13,42% |
| Wahlberechtigte insgesamt | 836 | 867 | -31 |
| Wahlberechtigte ohne Sperrvermerk | 699 | 748 | -49 |
| Wahlberechtigte mit Sperrvermerk | 137 | 119 | +18 |
| Wahlberechtigte § 24 Abs. 2 EuWO | 0 | 0 | 0 |
| Wähler insgesamt | 405 | 333 | +72 |
| Wähler mit Wahlschein | 0 | 0 | 0 |
| Ungültige Stimmen | 2 | 3 | -1 |
| Gültige Stimmen | 403 | 330 | +73 |

| | CDU | SPD | GRÜNE | AfD | LINKE | FDP | Tiers | Sonstige |
|-------------------|------------|------------|--------------|------------|--------------|------------|--------------|-----------------|
| In Prozent | 30,77% | 19,35% | 21,84% | 5,96% | 5,96% | 7,94% | 3,23% | 4,96% |
| Stimmen | 124 | 78 | 88 | 24 | 24 | 32 | 13 | 20 |
| Partei | CDU | SPD | GRÜNE | AfD | LINKE | FDP | Tiers | Sonstige |

| | CDU | SPD | GRÜNE | AfD | LINKE | FDP | Tiers | Sonstige |
|---------------------------|------------|------------|--------------|------------|--------------|------------|--------------|-----------------|
| Gewinn In Prozent | | | +14,26% | | +2,32% | +2,49% | +2,32% | +1,63% |
| Verlust In Prozent | -1,35% | -21,26% | | -0,40% | | | | |
| Partei | CDU | SPD | GRÜNE | AfD | LINKE | FDP | Tiers | Sonstige |

| Partei | EW 2019 Stimmen | EW 2019 Prozent | EW 2014 Stimmen | EW 2014 Prozent | Differenz Stimmen | Differenz In Prozent |
|--------------------------|--------------------|--------------------|--------------------|--------------------|----------------------|-------------------------|
| CDU | 124 | 30,77% | 106 | 32,12% | +18 | -1,35% |
| SPD | 78 | 19,35% | 134 | 40,61% | -56 | -21,26% |
| GRÜNE | 88 | 21,84% | 25 | 7,58% | +63 | +14,26% |
| AfD | 24 | 5,96% | 21 | 6,36% | +3 | -0,40% |
| DIE LINKE | 24 | 5,96% | 12 | 3,64% | +12 | +2,32% |
| FDP | 32 | 7,94% | 18 | 5,45% | +14 | +2,49% |
| PIRATEN | 3 | 0,74% | 2 | 0,61% | +1 | +0,13% |
| Tierschutzpartei | 13 | 3,23% | 3 | 0,91% | +10 | +2,32% |
| NPD | 0 | 0,00% | 2 | 0,61% | -2 | -0,61% |
| Die PARTEI | 5 | 1,24% | 5 | 1,52% | 0 | -0,28% |
| FAMILIE | 4 | 0,99% | 1 | 0,30% | +3 | +0,69% |
| FREIE WÄHLER | 1 | 0,25% | 0 | 0,00% | +1 | +0,25% |
| Volksabstimmung | 0 | 0,00% | 0 | 0,00% | 0 | 0,00% |
| ÖDP | 1 | 0,25% | 0 | 0,00% | +1 | +0,25% |
| DKP | 0 | 0,00% | 0 | 0,00% | 0 | 0,00% |
| MLPD | 1 | 0,25% | 0 | 0,00% | +1 | +0,25% |
| BP | 0 | 0,00% | 0 | 0,00% | 0 | 0,00% |
| SGP | 0 | 0,00% | 0 | 0,00% | 0 | 0,00% |
| TIERSCHUTZ hier! | 0 | 0,00% | -/- | -/- | 0 | 0,00% |
| Tierschutzallianz | 0 | 0,00% | -/- | -/- | 0 | 0,00% |
| Bündnis C | 0 | 0,00% | -/- | -/- | 0 | 0,00% |
| BIG | 0 | 0,00% | -/- | -/- | 0 | 0,00% |
| BGE | 0 | 0,00% | -/- | -/- | 0 | 0,00% |
| DIE DIREKTE! | 0 | 0,00% | -/- | -/- | 0 | 0,00% |
| DiEM25 | 2 | 0,50% | -/- | -/- | +2 | +0,50% |
| III. Weg | 0 | 0,00% | -/- | -/- | 0 | 0,00% |
| Die Grauen | 1 | 0,25% | -/- | -/- | +1 | +0,25% |
| DIE RECHTE | 0 | 0,00% | -/- | -/- | 0 | 0,00% |
| DIE VIOLETTEN | 0 | 0,00% | -/- | -/- | 0 | 0,00% |
| LIEBE | 0 | 0,00% | -/- | -/- | 0 | 0,00% |
| DIE FRAUEN | 0 | 0,00% | -/- | -/- | 0 | 0,00% |
| Graue Panther | 0 | 0,00% | -/- | -/- | 0 | 0,00% |
| LKR | 0 | 0,00% | -/- | -/- | 0 | 0,00% |
| MENSCHLICHE WELT | 0 | 0,00% | -/- | -/- | 0 | 0,00% |
| NL | 0 | 0,00% | -/- | -/- | 0 | 0,00% |

| Partei | EW 2019 Stimmen | EW 2019 Prozent | EW 2014 Stimmen | EW 2014 Prozent | Differenz Stimmen | Differenz In Prozent |
|---------------------------------|--------------------|--------------------|--------------------|--------------------|----------------------|-------------------------|
| ÖkoLinX | 0 | 0,00% | -/- | -/- | 0 | 0,00% |
| Die Humanisten | 1 | 0,25% | -/- | -/- | +1 | +0,25% |
| PARTEI FÜR DIE TIERE | 0 | 0,00% | -/- | -/- | 0 | 0,00% |
| Gesundheitsforschung | 0 | 0,00% | -/- | -/- | 0 | 0,00% |
| Volt | 1 | 0,25% | -/- | -/- | +1 | +0,25% |
| AUF | -/- | -/- | 0 | 0,00% | 0 | 0,00% |
| BüSo | -/- | -/- | 0 | 0,00% | 0 | 0,00% |
| CM | -/- | -/- | 0 | 0,00% | 0 | 0,00% |
| REP | -/- | -/- | 1 | 0,30% | -1 | -0,30% |
| PBC | -/- | -/- | 0 | 0,00% | 0 | 0,00% |
| PRO NRW | -/- | -/- | 0 | 0,00% | 0 | 0,00% |

14.4 Südschule

| | EW 2019 | EW 2014 | Differenz |
|-----------------------------------|---------------|---------------|---------------|
| Wahlbeteiligung | 63,41% | 58,08% | +5,33% |
| Wahlberechtigte insgesamt | 1.258 | 1.323 | -65 |
| Wahlberechtigte ohne Sperrvermerk | 984 | 1.114 | -130 |
| Wahlberechtigte mit Sperrvermerk | 274 | 209 | +65 |
| Wahlberechtigte § 24 Abs. 2 EuWO | 0 | 0 | 0 |
| Wähler insgesamt | 624 | 647 | -23 |
| Wähler mit Wahlschein | 6 | 0 | +6 |
| Ungültige Stimmen | 5 | 13 | -8 |
| Gültige Stimmen | 619 | 634 | -15 |

| In Prozent | 27,79% | 19,06% | 26,01% | 6,62% | 4,20% | 7,75% | 1,62% | 6,95% |
|------------|--------|--------|--------|-------|-------|-------|--------|----------|
| Stimmen | 172 | 118 | 161 | 41 | 26 | 48 | 10 | 43 |
| Partei | CDU | SPD | GRÜNE | AfD | LINKE | FDP | PARTEI | Sonstige |

| | | | | | | | | |
|--------------------|--------|---------|---------|--------|--------|--------|--------|----------|
| Gewinn In Prozent | | | +14,50% | +0,78% | | +4,44% | +1,30% | +2,06% |
| Verlust In Prozent | -4,23% | -17,69% | | | -1,16% | | | |
| Partei | CDU | SPD | GRÜNE | AfD | LINKE | FDP | PARTEI | Sonstige |

| Partei | EW 2019 Stimmen | EW 2019 Prozent | EW 2014 Stimmen | EW 2014 Prozent | Differenz Stimmen | Differenz In Prozent |
|--------------------------|--------------------|--------------------|--------------------|--------------------|----------------------|-------------------------|
| CDU | 172 | 27,79% | 203 | 32,02% | -31 | -4,23% |
| SPD | 118 | 19,06% | 233 | 36,75% | -115 | -17,69% |
| GRÜNE | 161 | 26,01% | 73 | 11,51% | +88 | +14,50% |
| AfD | 41 | 6,62% | 37 | 5,84% | +4 | +0,78% |
| DIE LINKE | 26 | 4,20% | 34 | 5,36% | -8 | -1,16% |
| FDP | 48 | 7,75% | 21 | 3,31% | +27 | +4,44% |
| PIRATEN | 3 | 0,48% | 6 | 0,95% | -3 | -0,47% |
| Tierschutzpartei | 7 | 1,13% | 3 | 0,47% | +4 | +0,66% |
| NPD | 0 | 0,00% | 2 | 0,32% | -2 | -0,32% |
| Die PARTEI | 10 | 1,62% | 2 | 0,32% | +8 | +1,30% |
| FAMILIE | 1 | 0,16% | 7 | 1,10% | -6 | -0,94% |
| FREIE WÄHLER | 6 | 0,97% | 4 | 0,63% | +2 | +0,34% |
| Volksabstimmung | 1 | 0,16% | 0 | 0,00% | +1 | +0,16% |
| ÖDP | 5 | 0,81% | 2 | 0,32% | +3 | +0,49% |
| DKP | 0 | 0,00% | 0 | 0,00% | 0 | 0,00% |
| MLPD | 0 | 0,00% | 0 | 0,00% | 0 | 0,00% |
| BP | 0 | 0,00% | 0 | 0,00% | 0 | 0,00% |
| SGP | 2 | 0,32% | 2 | 0,32% | 0 | 0,00% |
| TIERSCHUTZ hier! | 0 | 0,00% | -/- | -/- | 0 | 0,00% |
| Tierschutzallianz | 1 | 0,16% | -/- | -/- | +1 | +0,16% |
| Bündnis C | 0 | 0,00% | -/- | -/- | 0 | 0,00% |
| BIG | 1 | 0,16% | -/- | -/- | +1 | +0,16% |
| BGE | 0 | 0,00% | -/- | -/- | 0 | 0,00% |
| DIE DIREKTE! | 0 | 0,00% | -/- | -/- | 0 | 0,00% |
| DiEM25 | 2 | 0,32% | -/- | -/- | +2 | +0,32% |
| III. Weg | 0 | 0,00% | -/- | -/- | 0 | 0,00% |
| Die Grauen | 1 | 0,16% | -/- | -/- | +1 | +0,16% |
| DIE RECHTE | 0 | 0,00% | -/- | -/- | 0 | 0,00% |
| DIE VIOLETTEN | 1 | 0,16% | -/- | -/- | +1 | +0,16% |
| LIEBE | 0 | 0,00% | -/- | -/- | 0 | 0,00% |
| DIE FRAUEN | 0 | 0,00% | -/- | -/- | 0 | 0,00% |
| Graue Panther | 1 | 0,16% | -/- | -/- | +1 | +0,16% |
| LKR | 0 | 0,00% | -/- | -/- | 0 | 0,00% |
| MENSCHLICHE WELT | 0 | 0,00% | -/- | -/- | 0 | 0,00% |
| NL | 0 | 0,00% | -/- | -/- | 0 | 0,00% |

| Partei | EW 2019 Stimmen | EW 2019 Prozent | EW 2014 Stimmen | EW 2014 Prozent | Differenz Stimmen | Differenz In Prozent |
|---------------------------------|--------------------|--------------------|--------------------|--------------------|----------------------|-------------------------|
| ÖkoLinX | 0 | 0,00% | -/- | -/- | 0 | 0,00% |
| Die Humanisten | 0 | 0,00% | -/- | -/- | 0 | 0,00% |
| PARTEI FÜR DIE TIERE | 1 | 0,16% | -/- | -/- | +1 | +0,16% |
| Gesundheitsforschung | 1 | 0,16% | -/- | -/- | +1 | +0,16% |
| Volt | 9 | 1,45% | -/- | -/- | +9 | +1,45% |
| AUF | -/- | -/- | 1 | 0,16% | -1 | -0,16% |
| BüSo | -/- | -/- | 0 | 0,00% | 0 | 0,00% |
| CM | -/- | -/- | 0 | 0,00% | 0 | 0,00% |
| REP | -/- | -/- | 3 | 0,47% | -3 | -0,47% |
| PBC | -/- | -/- | 0 | 0,00% | 0 | 0,00% |
| PRO NRW | -/- | -/- | 1 | 0,16% | -1 | -0,16% |

14.5 Südschule

| | EW 2019 | EW 2014 | Differenz |
|-----------------------------------|---------------|---------------|----------------|
| Wahlbeteiligung | 69,90% | 58,09% | +11,81% |
| Wahlberechtigte insgesamt | 1.353 | 1.320 | +33 |
| Wahlberechtigte ohne Sperrvermerk | 1.073 | 1.119 | -46 |
| Wahlberechtigte mit Sperrvermerk | 280 | 201 | +79 |
| Wahlberechtigte § 24 Abs. 2 EuWO | 0 | 0 | 0 |
| Wähler insgesamt | 750 | 650 | +100 |
| Wähler mit Wahlschein | 5 | 2 | +3 |
| Ungültige Stimmen | 5 | 5 | 0 |
| Gültige Stimmen | 745 | 645 | +100 |

| | | | | | | | | |
|-------------------|------------|------------|--------------|------------|--------------|------------|---------------|-----------------|
| In Prozent | 26,58% | 15,44% | 30,74% | 5,37% | 2,95% | 9,13% | 2,68% | 7,11% |
| Stimmen | 198 | 115 | 229 | 40 | 22 | 68 | 20 | 53 |
| Partei | CDU | SPD | GRÜNE | AfD | LINKE | FDP | PARTEI | Sonstige |

| | | | | | | | | |
|---------------------------|------------|------------|--------------|------------|--------------|------------|---------------|-----------------|
| Gewinn In Prozent | | | +19,73% | | +0,16% | +4,79% | +2,68% | +3,23% |
| Verlust In Prozent | -10,94% | -18,05% | | -1,61% | | | | |
| Partei | CDU | SPD | GRÜNE | AfD | LINKE | FDP | PARTEI | Sonstige |

| Partei | EW 2019 Stimmen | EW 2019 Prozent | EW 2014 Stimmen | EW 2014 Prozent | Differenz Stimmen | Differenz In Prozent |
|---------------------|--------------------|--------------------|--------------------|--------------------|----------------------|-------------------------|
| CDU | 198 | 26,58% | 242 | 37,52% | -44 | -10,94% |
| SPD | 115 | 15,44% | 216 | 33,49% | -101 | -18,05% |
| GRÜNE | 229 | 30,74% | 71 | 11,01% | +158 | +19,73% |
| AfD | 40 | 5,37% | 45 | 6,98% | -5 | -1,61% |
| DIE LINKE | 22 | 2,95% | 18 | 2,79% | +4 | +0,16% |
| FDP | 68 | 9,13% | 28 | 4,34% | +40 | +4,79% |
| PIRATEN | 2 | 0,27% | 10 | 1,55% | -8 | -1,28% |
| Tierschutzpartei | 7 | 0,94% | 3 | 0,47% | +4 | +0,47% |
| NPD | 1 | 0,13% | 1 | 0,16% | 0 | -0,03% |
| Die PARTEI | 20 | 2,68% | 0 | 0,00% | +20 | +2,68% |
| FAMILIE | 4 | 0,54% | 2 | 0,31% | +2 | +0,23% |
| FREIE WÄHLER | 7 | 0,94% | 0 | 0,00% | +7 | +0,94% |
| Volksabstimmung | 0 | 0,00% | 2 | 0,31% | -2 | -0,31% |
| ÖDP | 2 | 0,27% | 3 | 0,47% | -1 | -0,20% |
| DKP | 0 | 0,00% | 0 | 0,00% | 0 | 0,00% |
| MLPD | 1 | 0,13% | 2 | 0,31% | -1 | -0,18% |
| BP | 0 | 0,00% | 0 | 0,00% | 0 | 0,00% |
| SGP | 0 | 0,00% | 0 | 0,00% | 0 | 0,00% |
| TIERSCHUTZ hier! | 2 | 0,27% | -/- | -/- | +2 | +0,27% |
| Tierschutzallianz | 1 | 0,13% | -/- | -/- | +1 | +0,13% |
| Bündnis C | 0 | 0,00% | -/- | -/- | 0 | 0,00% |
| BIG | 8 | 1,07% | -/- | -/- | +8 | +1,07% |
| BGE | 0 | 0,00% | -/- | -/- | 0 | 0,00% |
| DIE DIREKTE! | 0 | 0,00% | -/- | -/- | 0 | 0,00% |
| DiEM25 | 1 | 0,13% | -/- | -/- | +1 | +0,13% |
| III. Weg | 0 | 0,00% | -/- | -/- | 0 | 0,00% |
| Die Grauen | 2 | 0,27% | -/- | -/- | +2 | +0,27% |
| DIE RECHTE | 0 | 0,00% | -/- | -/- | 0 | 0,00% |
| DIE VIOLETTEN | 0 | 0,00% | -/- | -/- | 0 | 0,00% |
| LIEBE | 1 | 0,13% | -/- | -/- | +1 | +0,13% |
| DIE FRAUEN | 1 | 0,13% | -/- | -/- | +1 | +0,13% |
| Graue Panther | 0 | 0,00% | -/- | -/- | 0 | 0,00% |
| LKR | 0 | 0,00% | -/- | -/- | 0 | 0,00% |
| MENSCHLICHE WELT | 0 | 0,00% | -/- | -/- | 0 | 0,00% |
| NL | 0 | 0,00% | -/- | -/- | 0 | 0,00% |

| Partei | EW 2019 Stimmen | EW 2019 Prozent | EW 2014 Stimmen | EW 2014 Prozent | Differenz Stimmen | Differenz In Prozent |
|---------------------------------|--------------------|--------------------|--------------------|--------------------|----------------------|-------------------------|
| ÖkoLinX | 0 | 0,00% | -/- | -/- | 0 | 0,00% |
| Die Humanisten | 1 | 0,13% | -/- | -/- | +1 | +0,13% |
| PARTEI FÜR DIE TIERE | 1 | 0,13% | -/- | -/- | +1 | +0,13% |
| Gesundheitsforschung | 1 | 0,13% | -/- | -/- | +1 | +0,13% |
| Volt | 10 | 1,34% | -/- | -/- | +10 | +1,34% |
| AUF | -/- | -/- | 1 | 0,16% | -1 | -0,16% |
| BüSo | -/- | -/- | 0 | 0,00% | 0 | 0,00% |
| CM | -/- | -/- | 0 | 0,00% | 0 | 0,00% |
| REP | -/- | -/- | 1 | 0,16% | -1 | -0,16% |
| PBC | -/- | -/- | 0 | 0,00% | 0 | 0,00% |
| PRO NRW | -/- | -/- | 0 | 0,00% | 0 | 0,00% |

14.7 Südschule

| | EW 2019 | EW 2014 | Differenz |
|-----------------------------------|---------------|---------------|----------------|
| Wahlbeteiligung | 66,38% | 56,21% | +10,17% |
| Wahlberechtigte insgesamt | 1.719 | 1.759 | -40 |
| Wahlberechtigte ohne Sperrvermerk | 1.395 | 1.514 | -119 |
| Wahlberechtigte mit Sperrvermerk | 324 | 245 | +79 |
| Wahlberechtigte § 24 Abs. 2 EuWO | 0 | 0 | 0 |
| Wähler insgesamt | 926 | 851 | +75 |
| Wähler mit Wahlschein | 0 | 3 | -3 |
| Ungültige Stimmen | 4 | 7 | -3 |
| Gültige Stimmen | 922 | 844 | +78 |

| | | | | | | | | |
|-------------------|------------|------------|--------------|------------|--------------|------------|---------------|-----------------|
| In Prozent | 32,10% | 14,43% | 30,91% | 5,31% | 2,71% | 6,07% | 1,30% | 7,16% |
| Stimmen | 296 | 133 | 285 | 49 | 25 | 56 | 12 | 66 |
| Partei | CDU | SPD | GRÜNE | AfD | LINKE | FDP | PARTEI | Sonstige |

| | | | | | | | | |
|---------------------------|------------|------------|--------------|------------|--------------|------------|---------------|-----------------|
| Gewinn In Prozent | | | +19,65% | | +0,22% | +1,69% | +0,83% | +1,00% |
| Verlust In Prozent | -6,76% | -16,14% | | -0,50% | | | | |
| Partei | CDU | SPD | GRÜNE | AfD | LINKE | FDP | PARTEI | Sonstige |

| Partei | EW 2019 Stimmen | EW 2019 Prozent | EW 2014 Stimmen | EW 2014 Prozent | Differenz Stimmen | Differenz In Prozent |
|--------------------------|--------------------|--------------------|--------------------|--------------------|----------------------|-------------------------|
| CDU | 296 | 32,10% | 328 | 38,86% | -32 | -6,76% |
| SPD | 133 | 14,43% | 258 | 30,57% | -125 | -16,14% |
| GRÜNE | 285 | 30,91% | 95 | 11,26% | +190 | +19,65% |
| AfD | 49 | 5,31% | 49 | 5,81% | 0 | -0,50% |
| DIE LINKE | 25 | 2,71% | 21 | 2,49% | +4 | +0,22% |
| FDP | 56 | 6,07% | 37 | 4,38% | +19 | +1,69% |
| PIRATEN | 4 | 0,43% | 19 | 2,25% | -15 | -1,82% |
| Tierschutzpartei | 6 | 0,65% | 5 | 0,59% | +1 | +0,06% |
| NPD | 3 | 0,33% | 4 | 0,47% | -1 | -0,14% |
| Die PARTEI | 12 | 1,30% | 4 | 0,47% | +8 | +0,83% |
| FAMILIE | 10 | 1,08% | 4 | 0,47% | +6 | +0,61% |
| FREIE WÄHLER | 6 | 0,65% | 5 | 0,59% | +1 | +0,06% |
| Volksabstimmung | 0 | 0,00% | 0 | 0,00% | 0 | 0,00% |
| ÖDP | 4 | 0,43% | 5 | 0,59% | -1 | -0,16% |
| DKP | 0 | 0,00% | 0 | 0,00% | 0 | 0,00% |
| MLPD | 2 | 0,22% | 0 | 0,00% | +2 | +0,22% |
| BP | 1 | 0,11% | 1 | 0,12% | 0 | -0,01% |
| SGP | 0 | 0,00% | 0 | 0,00% | 0 | 0,00% |
| TIERSCHUTZ hier! | 1 | 0,11% | -/- | -/- | +1 | +0,11% |
| Tierschutzallianz | 2 | 0,22% | -/- | -/- | +2 | +0,22% |
| Bündnis C | 0 | 0,00% | -/- | -/- | 0 | 0,00% |
| BIG | 4 | 0,43% | -/- | -/- | +4 | +0,43% |
| BGE | 1 | 0,11% | -/- | -/- | +1 | +0,11% |
| DIE DIREKTE! | 0 | 0,00% | -/- | -/- | 0 | 0,00% |
| DiEM25 | 5 | 0,54% | -/- | -/- | +5 | +0,54% |
| III. Weg | 0 | 0,00% | -/- | -/- | 0 | 0,00% |
| Die Grauen | 1 | 0,11% | -/- | -/- | +1 | +0,11% |
| DIE RECHTE | 0 | 0,00% | -/- | -/- | 0 | 0,00% |
| DIE VIOLETTEN | 0 | 0,00% | -/- | -/- | 0 | 0,00% |
| LIEBE | 0 | 0,00% | -/- | -/- | 0 | 0,00% |
| DIE FRAUEN | 3 | 0,33% | -/- | -/- | +3 | +0,33% |
| Graue Panther | 2 | 0,22% | -/- | -/- | +2 | +0,22% |
| LKR | 3 | 0,33% | -/- | -/- | +3 | +0,33% |
| MENSCHLICHE WELT | 1 | 0,11% | -/- | -/- | +1 | +0,11% |
| NL | 1 | 0,11% | -/- | -/- | +1 | +0,11% |

| Partei | EW 2019 Stimmen | EW 2019 Prozent | EW 2014 Stimmen | EW 2014 Prozent | Differenz Stimmen | Differenz In Prozent |
|---------------------------------|--------------------|--------------------|--------------------|--------------------|----------------------|-------------------------|
| ÖkoLinX | 0 | 0,00% | -/- | -/- | 0 | 0,00% |
| Die Humanisten | 1 | 0,11% | -/- | -/- | +1 | +0,11% |
| PARTEI FÜR DIE TIERE | 1 | 0,11% | -/- | -/- | +1 | +0,11% |
| Gesundheitsforschung | 1 | 0,11% | -/- | -/- | +1 | +0,11% |
| Volt | 3 | 0,33% | -/- | -/- | +3 | +0,33% |
| AUF | -/- | -/- | 1 | 0,12% | -1 | -0,12% |
| BüSo | -/- | -/- | 0 | 0,00% | 0 | 0,00% |
| CM | -/- | -/- | 0 | 0,00% | 0 | 0,00% |
| REP | -/- | -/- | 3 | 0,36% | -3 | -0,36% |
| PBC | -/- | -/- | 2 | 0,24% | -2 | -0,24% |
| PRO NRW | -/- | -/- | 3 | 0,36% | -3 | -0,36% |

14.9 Briefwahlbezirk 14

| | EW 2019 | EW 2014 | Differenz |
|-----------------------|---------|---------|-----------|
| Wähler mit Wahrschein | 960 | 733 | +227 |
| Ungültige Stimmen | 2 | 3 | -1 |
| Gültige Stimmen | 958 | 730 | +228 |

| | | | | | | | | |
|-------------------|------------|------------|--------------|------------|--------------|------------|---------------|-----------------|
| In Prozent | 37,47% | 16,70% | 21,82% | 6,47% | 2,30% | 9,39% | 1,15% | 4,70% |
| Stimmen | 359 | 160 | 209 | 62 | 22 | 90 | 11 | 45 |
| Partei | CDU | SPD | GRÜNE | AfD | LINKE | FDP | PARTEI | Sonstige |

| | | | | | | | | |
|---------------------------|------------|------------|--------------|------------|--------------|------------|---------------|-----------------|
| Gewinn In Prozent | +0,21% | | +12,37% | | +0,11% | +3,23% | +0,33% | +1,00% |
| Verlust In Prozent | | -16,18% | | -1,06% | | | | |
| Partei | CDU | SPD | GRÜNE | AfD | LINKE | FDP | PARTEI | Sonstige |

| Partei | EW 2019 Stimmen | EW 2019 Prozent | EW 2014 Stimmen | EW 2014 Prozent | Differenz Stimmen | Differenz In Prozent |
|--------------------------|--------------------|--------------------|--------------------|--------------------|----------------------|-------------------------|
| CDU | 359 | 37,47% | 272 | 37,26% | +87 | +0,21% |
| SPD | 160 | 16,70% | 240 | 32,88% | -80 | -16,18% |
| GRÜNE | 209 | 21,82% | 69 | 9,45% | +140 | +12,37% |
| AfD | 62 | 6,47% | 55 | 7,53% | +7 | -1,06% |
| DIE LINKE | 22 | 2,30% | 16 | 2,19% | +6 | +0,11% |
| FDP | 90 | 9,39% | 45 | 6,16% | +45 | +3,23% |
| PIRATEN | 7 | 0,73% | 4 | 0,55% | +3 | +0,18% |
| Tierschutzpartei | 9 | 0,94% | 9 | 1,23% | 0 | -0,29% |
| NPD | 0 | 0,00% | 2 | 0,27% | -2 | -0,27% |
| Die PARTEI | 11 | 1,15% | 6 | 0,82% | +5 | +0,33% |
| FAMILIE | 4 | 0,42% | 2 | 0,27% | +2 | +0,15% |
| FREIE WÄHLER | 5 | 0,52% | 2 | 0,27% | +3 | +0,25% |
| Volksabstimmung | 0 | 0,00% | 0 | 0,00% | 0 | 0,00% |
| ÖDP | 4 | 0,42% | 2 | 0,27% | +2 | +0,15% |
| DKP | 0 | 0,00% | 0 | 0,00% | 0 | 0,00% |
| MLPD | 0 | 0,00% | 2 | 0,27% | -2 | -0,27% |
| BP | 1 | 0,10% | 0 | 0,00% | +1 | +0,10% |
| SGP | 0 | 0,00% | 0 | 0,00% | 0 | 0,00% |
| TIERSCHUTZ hier! | 3 | 0,31% | -/- | -/- | +3 | +0,31% |
| Tierschutzallianz | 1 | 0,10% | -/- | -/- | +1 | +0,10% |
| Bündnis C | 0 | 0,00% | -/- | -/- | 0 | 0,00% |
| BIG | 0 | 0,00% | -/- | -/- | 0 | 0,00% |
| BGE | 0 | 0,00% | -/- | -/- | 0 | 0,00% |
| DIE DIREKTE! | 0 | 0,00% | -/- | -/- | 0 | 0,00% |
| DiEM25 | 1 | 0,10% | -/- | -/- | +1 | +0,10% |
| III. Weg | 0 | 0,00% | -/- | -/- | 0 | 0,00% |
| Die Grauen | 0 | 0,00% | -/- | -/- | 0 | 0,00% |
| DIE RECHTE | 0 | 0,00% | -/- | -/- | 0 | 0,00% |
| DIE VIOLETTEN | 0 | 0,00% | -/- | -/- | 0 | 0,00% |
| LIEBE | 0 | 0,00% | -/- | -/- | 0 | 0,00% |
| DIE FRAUEN | 0 | 0,00% | -/- | -/- | 0 | 0,00% |
| Graue Panther | 2 | 0,21% | -/- | -/- | +2 | +0,21% |
| LKR | 1 | 0,10% | -/- | -/- | +1 | +0,10% |
| MENSCHLICHE WELT | 0 | 0,00% | -/- | -/- | 0 | 0,00% |
| NL | 1 | 0,10% | -/- | -/- | +1 | +0,10% |

| Partei | EW 2019 Stimmen | EW 2019 Prozent | EW 2014 Stimmen | EW 2014 Prozent | Differenz Stimmen | Differenz In Prozent |
|---------------------------------|--------------------|--------------------|--------------------|--------------------|----------------------|-------------------------|
| ÖkoLinX | 1 | 0,10% | -/- | -/- | +1 | +0,10% |
| Die Humanisten | 1 | 0,10% | -/- | -/- | +1 | +0,10% |
| PARTEI FÜR DIE TIERE | 1 | 0,10% | -/- | -/- | +1 | +0,10% |
| Gesundheitsforschung | 1 | 0,10% | -/- | -/- | +1 | +0,10% |
| Volt | 2 | 0,21% | -/- | -/- | +2 | +0,21% |
| AUF | -/- | -/- | 0 | 0,00% | 0 | 0,00% |
| BüSo | -/- | -/- | 0 | 0,00% | 0 | 0,00% |
| CM | -/- | -/- | 0 | 0,00% | 0 | 0,00% |
| REP | -/- | -/- | 3 | 0,41% | -3 | -0,41% |
| PBC | -/- | -/- | 0 | 0,00% | 0 | 0,00% |
| PRO NRW | -/- | -/- | 1 | 0,14% | -1 | -0,14% |

15.1 Gem.-Grundschule Krähenfeld

| | EW 2019 | EW 2014 | Differenz |
|-----------------------------------|---------------|---------------|---------------|
| Wahlbeteiligung | 35,57% | 32,13% | +3,44% |
| Wahlberechtigte insgesamt | 794 | 794 | 0 |
| Wahlberechtigte ohne Sperrvermerk | 700 | 722 | -22 |
| Wahlberechtigte mit Sperrvermerk | 94 | 72 | +22 |
| Wahlberechtigte § 24 Abs. 2 EuWO | 0 | 0 | 0 |
| Wähler insgesamt | 249 | 232 | +17 |
| Wähler mit Wahlschein | 0 | 0 | 0 |
| Ungültige Stimmen | 4 | 5 | -1 |
| Gültige Stimmen | 245 | 227 | +18 |

| | | | | | | | | |
|-------------------|------------|------------|--------------|------------|--------------|------------|---------------|-----------------|
| In Prozent | 26,94% | 10,61% | 24,08% | 13,88% | 4,90% | 6,94% | 5,31% | 7,35% |
| Stimmen | 66 | 26 | 59 | 34 | 12 | 17 | 13 | 18 |
| Partei | CDU | SPD | GRÜNE | AfD | LINKE | FDP | PARTEI | Sonstige |

| | | | | | | | | |
|---------------------------|------------|------------|--------------|------------|--------------|------------|---------------|-----------------|
| Gewinn In Prozent | | | +13,95% | +9,03% | | +5,18% | +4,43% | |
| Verlust In Prozent | -10,95% | -20,23% | | | -1,27% | | | -0,14% |
| Partei | CDU | SPD | GRÜNE | AfD | LINKE | FDP | PARTEI | Sonstige |

| Partei | EW 2019 Stimmen | EW 2019 Prozent | EW 2014 Stimmen | EW 2014 Prozent | Differenz Stimmen | Differenz In Prozent |
|---------------------|--------------------|--------------------|--------------------|--------------------|----------------------|-------------------------|
| CDU | 66 | 26,94% | 86 | 37,89% | -20 | -10,95% |
| SPD | 26 | 10,61% | 70 | 30,84% | -44 | -20,23% |
| GRÜNE | 59 | 24,08% | 23 | 10,13% | +36 | +13,95% |
| AfD | 34 | 13,88% | 11 | 4,85% | +23 | +9,03% |
| DIE LINKE | 12 | 4,90% | 14 | 6,17% | -2 | -1,27% |
| FDP | 17 | 6,94% | 4 | 1,76% | +13 | +5,18% |
| PIRATEN | 1 | 0,41% | 4 | 1,76% | -3 | -1,35% |
| Tierschutzpartei | 1 | 0,41% | 3 | 1,32% | -2 | -0,91% |
| NPD | 0 | 0,00% | 3 | 1,32% | -3 | -1,32% |
| Die PARTEI | 13 | 5,31% | 2 | 0,88% | +11 | +4,43% |
| FAMILIE | 1 | 0,41% | 1 | 0,44% | 0 | -0,03% |
| FREIE WÄHLER | 1 | 0,41% | 1 | 0,44% | 0 | -0,03% |
| Volksabstimmung | 0 | 0,00% | 2 | 0,88% | -2 | -0,88% |
| ÖDP | 1 | 0,41% | 0 | 0,00% | +1 | +0,41% |
| DKP | 0 | 0,00% | 1 | 0,44% | -1 | -0,44% |
| MLPD | 0 | 0,00% | 0 | 0,00% | 0 | 0,00% |
| BP | 0 | 0,00% | 0 | 0,00% | 0 | 0,00% |
| SGP | 0 | 0,00% | 0 | 0,00% | 0 | 0,00% |
| TIERSCHUTZ hier! | 2 | 0,82% | -/- | -/- | +2 | +0,82% |
| Tierschutzallianz | 0 | 0,00% | -/- | -/- | 0 | 0,00% |
| Bündnis C | 0 | 0,00% | -/- | -/- | 0 | 0,00% |
| BIG | 1 | 0,41% | -/- | -/- | +1 | +0,41% |
| BGE | 0 | 0,00% | -/- | -/- | 0 | 0,00% |
| DIE DIREKTE! | 0 | 0,00% | -/- | -/- | 0 | 0,00% |
| DiEM25 | 0 | 0,00% | -/- | -/- | 0 | 0,00% |
| III. Weg | 0 | 0,00% | -/- | -/- | 0 | 0,00% |
| Die Grauen | 0 | 0,00% | -/- | -/- | 0 | 0,00% |
| DIE RECHTE | 0 | 0,00% | -/- | -/- | 0 | 0,00% |
| DIE VIOLETTEN | 0 | 0,00% | -/- | -/- | 0 | 0,00% |
| LIEBE | 0 | 0,00% | -/- | -/- | 0 | 0,00% |
| DIE FRAUEN | 0 | 0,00% | -/- | -/- | 0 | 0,00% |
| Graue Panther | 0 | 0,00% | -/- | -/- | 0 | 0,00% |
| LKR | 0 | 0,00% | -/- | -/- | 0 | 0,00% |
| MENSCHLICHE WELT | 2 | 0,82% | -/- | -/- | +2 | +0,82% |
| NL | 1 | 0,41% | -/- | -/- | +1 | +0,41% |

| Partei | EW 2019 Stimmen | EW 2019 Prozent | EW 2014 Stimmen | EW 2014 Prozent | Differenz Stimmen | Differenz In Prozent |
|---------------------------------|--------------------|--------------------|--------------------|--------------------|----------------------|-------------------------|
| ÖkoLinX | 1 | 0,41% | -/- | -/- | +1 | +0,41% |
| Die Humanisten | 2 | 0,82% | -/- | -/- | +2 | +0,82% |
| PARTEI FÜR DIE TIERE | 2 | 0,82% | -/- | -/- | +2 | +0,82% |
| Gesundheitsforschung | 0 | 0,00% | -/- | -/- | 0 | 0,00% |
| Volt | 2 | 0,82% | -/- | -/- | +2 | +0,82% |
| AUF | -/- | -/- | 0 | 0,00% | 0 | 0,00% |
| BüSo | -/- | -/- | 0 | 0,00% | 0 | 0,00% |
| CM | -/- | -/- | 0 | 0,00% | 0 | 0,00% |
| REP | -/- | -/- | 1 | 0,44% | -1 | -0,44% |
| PBC | -/- | -/- | 1 | 0,44% | -1 | -0,44% |
| PRO NRW | -/- | -/- | 0 | 0,00% | 0 | 0,00% |

15.2 Berufskolleg Vera Beckers

| | EW 2019 | EW 2014 | Differenz |
|-----------------------------------|---------------|---------------|---------------|
| Wahlbeteiligung | 50,60% | 44,42% | +6,18% |
| Wahlberechtigte insgesamt | 1.147 | 1.126 | +21 |
| Wahlberechtigte ohne Sperrvermerk | 1.002 | 1.004 | -2 |
| Wahlberechtigte mit Sperrvermerk | 145 | 122 | +23 |
| Wahlberechtigte § 24 Abs. 2 EuWO | 0 | 0 | 0 |
| Wähler insgesamt | 507 | 446 | +61 |
| Wähler mit Wahlschein | 2 | 1 | +1 |
| Ungültige Stimmen | 9 | 5 | +4 |
| Gültige Stimmen | 498 | 441 | +57 |

| | | | | | | | | |
|-------------------|------------|------------|--------------|------------|--------------|------------|---------------|-----------------|
| In Prozent | 18,47% | 13,65% | 36,95% | 8,84% | 6,63% | 4,62% | 4,02% | 6,83% |
| Stimmen | 92 | 68 | 184 | 44 | 33 | 23 | 20 | 34 |
| Partei | CDU | SPD | GRÜNE | AfD | LINKE | FDP | PARTEI | Sonstige |

| | | | | | | | | |
|---------------------------|------------|------------|--------------|------------|--------------|------------|---------------|-----------------|
| Gewinn In Prozent | | | +16,32% | +4,76% | | +3,71% | +3,57% | +2,98% |
| Verlust In Prozent | -9,42% | -19,68% | | | -2,21% | | | |
| Partei | CDU | SPD | GRÜNE | AfD | LINKE | FDP | PARTEI | Sonstige |

| Partei | EW 2019 Stimmen | EW 2019 Prozent | EW 2014 Stimmen | EW 2014 Prozent | Differenz Stimmen | Differenz In Prozent |
|---------------------|--------------------|--------------------|--------------------|--------------------|----------------------|-------------------------|
| CDU | 92 | 18,47% | 123 | 27,89% | -31 | -9,42% |
| SPD | 68 | 13,65% | 147 | 33,33% | -79 | -19,68% |
| GRÜNE | 184 | 36,95% | 91 | 20,63% | +93 | +16,32% |
| AfD | 44 | 8,84% | 18 | 4,08% | +26 | +4,76% |
| DIE LINKE | 33 | 6,63% | 39 | 8,84% | -6 | -2,21% |
| FDP | 23 | 4,62% | 4 | 0,91% | +19 | +3,71% |
| PIRATEN | 3 | 0,60% | 4 | 0,91% | -1 | -0,31% |
| Tierschutzpartei | 7 | 1,41% | 5 | 1,13% | +2 | +0,28% |
| NPD | 1 | 0,20% | 1 | 0,23% | 0 | -0,03% |
| Die PARTEI | 20 | 4,02% | 2 | 0,45% | +18 | +3,57% |
| FAMILIE | 1 | 0,20% | 0 | 0,00% | +1 | +0,20% |
| FREIE WÄHLER | 2 | 0,40% | 1 | 0,23% | +1 | +0,17% |
| Volksabstimmung | 0 | 0,00% | 1 | 0,23% | -1 | -0,23% |
| ÖDP | 3 | 0,60% | 1 | 0,23% | +2 | +0,37% |
| DKP | 0 | 0,00% | 0 | 0,00% | 0 | 0,00% |
| MLPD | 2 | 0,40% | 3 | 0,68% | -1 | -0,28% |
| BP | 0 | 0,00% | 0 | 0,00% | 0 | 0,00% |
| SGP | 0 | 0,00% | 0 | 0,00% | 0 | 0,00% |
| TIERSCHUTZ hier! | 4 | 0,80% | -/- | -/- | +4 | +0,80% |
| Tierschutzallianz | 1 | 0,20% | -/- | -/- | +1 | +0,20% |
| Bündnis C | 0 | 0,00% | -/- | -/- | 0 | 0,00% |
| BIG | 1 | 0,20% | -/- | -/- | +1 | +0,20% |
| BGE | 0 | 0,00% | -/- | -/- | 0 | 0,00% |
| DIE DIREKTE! | 0 | 0,00% | -/- | -/- | 0 | 0,00% |
| DiEM25 | 1 | 0,20% | -/- | -/- | +1 | +0,20% |
| III. Weg | 0 | 0,00% | -/- | -/- | 0 | 0,00% |
| Die Grauen | 0 | 0,00% | -/- | -/- | 0 | 0,00% |
| DIE RECHTE | 0 | 0,00% | -/- | -/- | 0 | 0,00% |
| DIE VIOLETTEN | 1 | 0,20% | -/- | -/- | +1 | +0,20% |
| LIEBE | 0 | 0,00% | -/- | -/- | 0 | 0,00% |
| DIE FRAUEN | 1 | 0,20% | -/- | -/- | +1 | +0,20% |
| Graue Panther | 1 | 0,20% | -/- | -/- | +1 | +0,20% |
| LKR | 0 | 0,00% | -/- | -/- | 0 | 0,00% |
| MENSCHLICHE WELT | 1 | 0,20% | -/- | -/- | +1 | +0,20% |
| NL | 0 | 0,00% | -/- | -/- | 0 | 0,00% |

| Partei | EW 2019 Stimmen | EW 2019 Prozent | EW 2014 Stimmen | EW 2014 Prozent | Differenz Stimmen | Differenz In Prozent |
|---------------------------------|--------------------|--------------------|--------------------|--------------------|----------------------|-------------------------|
| ÖkoLinX | 0 | 0,00% | -/- | -/- | 0 | 0,00% |
| Die Humanisten | 2 | 0,40% | -/- | -/- | +2 | +0,40% |
| PARTEI FÜR DIE TIERE | 1 | 0,20% | -/- | -/- | +1 | +0,20% |
| Gesundheitsforschung | 0 | 0,00% | -/- | -/- | 0 | 0,00% |
| Volt | 1 | 0,20% | -/- | -/- | +1 | +0,20% |
| AUF | -/- | -/- | 1 | 0,23% | -1 | -0,23% |
| BüSo | -/- | -/- | 0 | 0,00% | 0 | 0,00% |
| CM | -/- | -/- | 0 | 0,00% | 0 | 0,00% |
| REP | -/- | -/- | 0 | 0,00% | 0 | 0,00% |
| PBC | -/- | -/- | 0 | 0,00% | 0 | 0,00% |
| PRO NRW | -/- | -/- | 0 | 0,00% | 0 | 0,00% |

15.4 Pfarrheim St. Thomas Morus

| | EW 2019 | EW 2014 | Differenz |
|-----------------------------------|---------------|---------------|----------------|
| Wahlbeteiligung | 55,09% | 43,89% | +11,20% |
| Wahlberechtigte insgesamt | 1.021 | 1.036 | -15 |
| Wahlberechtigte ohne Sperrvermerk | 864 | 916 | -52 |
| Wahlberechtigte mit Sperrvermerk | 157 | 120 | +37 |
| Wahlberechtigte § 24 Abs. 2 EuWO | 0 | 0 | 0 |
| Wähler insgesamt | 476 | 402 | +74 |
| Wähler mit Wahlschein | 0 | 0 | 0 |
| Ungültige Stimmen | 4 | 5 | -1 |
| Gültige Stimmen | 472 | 397 | +75 |

| | CDU | SPD | GRÜNE | AfD | LINKE | FDP | PARTEI | Sonstige |
|-------------------|------------|------------|--------------|------------|--------------|------------|---------------|-----------------|
| In Prozent | 28,81% | 14,41% | 20,97% | 12,29% | 6,36% | 6,14% | 2,12% | 8,90% |
| Stimmen | 136 | 68 | 99 | 58 | 30 | 29 | 10 | 42 |
| Partei | CDU | SPD | GRÜNE | AfD | LINKE | FDP | PARTEI | Sonstige |

| | CDU | SPD | GRÜNE | AfD | LINKE | FDP | PARTEI | Sonstige |
|---------------------------|------------|------------|--------------|------------|--------------|------------|---------------|-----------------|
| Gewinn In Prozent | | | +12,66% | +5,24% | | +0,35% | +1,11% | +2,35% |
| Verlust In Prozent | -4,19% | -15,56% | | | -1,95% | | | |
| Partei | CDU | SPD | GRÜNE | AfD | LINKE | FDP | PARTEI | Sonstige |

| Partei | EW 2019 Stimmen | EW 2019 Prozent | EW 2014 Stimmen | EW 2014 Prozent | Differenz Stimmen | Differenz In Prozent |
|---------------------|--------------------|--------------------|--------------------|--------------------|----------------------|-------------------------|
| CDU | 136 | 28,81% | 131 | 33,00% | +5 | -4,19% |
| SPD | 68 | 14,41% | 119 | 29,97% | -51 | -15,56% |
| GRÜNE | 99 | 20,97% | 33 | 8,31% | +66 | +12,66% |
| AfD | 58 | 12,29% | 28 | 7,05% | +30 | +5,24% |
| DIE LINKE | 30 | 6,36% | 33 | 8,31% | -3 | -1,95% |
| FDP | 29 | 6,14% | 23 | 5,79% | +6 | +0,35% |
| PIRATEN | 5 | 1,06% | 4 | 1,01% | +1 | +0,05% |
| Tierschutzpartei | 5 | 1,06% | 1 | 0,25% | +4 | +0,81% |
| NPD | 0 | 0,00% | 6 | 1,51% | -6 | -1,51% |
| Die PARTEI | 10 | 2,12% | 4 | 1,01% | +6 | +1,11% |
| FAMILIE | 2 | 0,42% | 4 | 1,01% | -2 | -0,59% |
| FREIE WÄHLER | 1 | 0,21% | 2 | 0,50% | -1 | -0,29% |
| Volksabstimmung | 0 | 0,00% | 1 | 0,25% | -1 | -0,25% |
| ÖDP | 3 | 0,64% | 0 | 0,00% | +3 | +0,64% |
| DKP | 0 | 0,00% | 0 | 0,00% | 0 | 0,00% |
| MLPD | 0 | 0,00% | 0 | 0,00% | 0 | 0,00% |
| BP | 0 | 0,00% | 0 | 0,00% | 0 | 0,00% |
| SGP | 0 | 0,00% | 0 | 0,00% | 0 | 0,00% |
| TIERSCHUTZ hier! | 0 | 0,00% | -/- | -/- | 0 | 0,00% |
| Tierschutzallianz | 0 | 0,00% | -/- | -/- | 0 | 0,00% |
| Bündnis C | 0 | 0,00% | -/- | -/- | 0 | 0,00% |
| BIG | 4 | 0,85% | -/- | -/- | +4 | +0,85% |
| BGE | 2 | 0,42% | -/- | -/- | +2 | +0,42% |
| DIE DIREKTE! | 0 | 0,00% | -/- | -/- | 0 | 0,00% |
| DiEM25 | 2 | 0,42% | -/- | -/- | +2 | +0,42% |
| III. Weg | 0 | 0,00% | -/- | -/- | 0 | 0,00% |
| Die Grauen | 1 | 0,21% | -/- | -/- | +1 | +0,21% |
| DIE RECHTE | 0 | 0,00% | -/- | -/- | 0 | 0,00% |
| DIE VIOLETTEN | 2 | 0,42% | -/- | -/- | +2 | +0,42% |
| LIEBE | 0 | 0,00% | -/- | -/- | 0 | 0,00% |
| DIE FRAUEN | 1 | 0,21% | -/- | -/- | +1 | +0,21% |
| Graue Panther | 0 | 0,00% | -/- | -/- | 0 | 0,00% |
| LKR | 0 | 0,00% | -/- | -/- | 0 | 0,00% |
| MENSCHLICHE WELT | 2 | 0,42% | -/- | -/- | +2 | +0,42% |
| NL | 1 | 0,21% | -/- | -/- | +1 | +0,21% |

| Partei | EW 2019 Stimmen | EW 2019 Prozent | EW 2014 Stimmen | EW 2014 Prozent | Differenz Stimmen | Differenz In Prozent |
|---------------------------------|--------------------|--------------------|--------------------|--------------------|----------------------|-------------------------|
| ÖkoLinX | 1 | 0,21% | -/- | -/- | +1 | +0,21% |
| Die Humanisten | 1 | 0,21% | -/- | -/- | +1 | +0,21% |
| PARTEI FÜR DIE TIERE | 3 | 0,64% | -/- | -/- | +3 | +0,64% |
| Gesundheitsforschung | 2 | 0,42% | -/- | -/- | +2 | +0,42% |
| Volt | 4 | 0,85% | -/- | -/- | +4 | +0,85% |
| AUF | -/- | -/- | 1 | 0,25% | -1 | -0,25% |
| BüSo | -/- | -/- | 0 | 0,00% | 0 | 0,00% |
| CM | -/- | -/- | 1 | 0,25% | -1 | -0,25% |
| REP | -/- | -/- | 1 | 0,25% | -1 | -0,25% |
| PBC | -/- | -/- | 2 | 0,50% | -2 | -0,50% |
| PRO NRW | -/- | -/- | 3 | 0,76% | -3 | -0,76% |

15.5 Kaufmannsschule

| | EW 2019 | EW 2014 | Differenz |
|-----------------------------------|---------------|---------------|---------------|
| Wahlbeteiligung | 61,46% | 51,70% | +9,76% |
| Wahlberechtigte insgesamt | 1.033 | 1.015 | +18 |
| Wahlberechtigte ohne Sperrvermerk | 851 | 855 | -4 |
| Wahlberechtigte mit Sperrvermerk | 182 | 160 | +22 |
| Wahlberechtigte § 24 Abs. 2 EuWO | 0 | 0 | 0 |
| Wähler insgesamt | 523 | 442 | +81 |
| Wähler mit Wahlschein | 0 | 0 | 0 |
| Ungültige Stimmen | 1 | 7 | -6 |
| Gültige Stimmen | 522 | 435 | +87 |

| In Prozent | 18,97% | 17,82% | 32,95% | 6,70% | 6,51% | 6,90% | 2,87% | 7,28% |
|------------|--------|--------|--------|-------|-------|-------|--------|----------|
| Stimmen | 99 | 93 | 172 | 35 | 34 | 36 | 15 | 38 |
| Partei | CDU | SPD | GRÜNE | AfD | LINKE | FDP | PARTEI | Sonstige |

| | | | | | | | | |
|--------------------|---------|---------|---------|--------|--------|--------|--------|----------|
| Gewinn In Prozent | | | +17,32% | +0,26% | +0,53% | +2,76% | +1,72% | +3,60% |
| Verlust In Prozent | -14,13% | -12,07% | | | | | | |
| Partei | CDU | SPD | GRÜNE | AfD | LINKE | FDP | PARTEI | Sonstige |

| Partei | EW 2019 Stimmen | EW 2019 Prozent | EW 2014 Stimmen | EW 2014 Prozent | Differenz Stimmen | Differenz In Prozent |
|---------------------|--------------------|--------------------|--------------------|--------------------|----------------------|-------------------------|
| CDU | 99 | 18,97% | 144 | 33,10% | -45 | -14,13% |
| SPD | 93 | 17,82% | 130 | 29,89% | -37 | -12,07% |
| GRÜNE | 172 | 32,95% | 68 | 15,63% | +104 | +17,32% |
| AfD | 35 | 6,70% | 28 | 6,44% | +7 | +0,26% |
| DIE LINKE | 34 | 6,51% | 26 | 5,98% | +8 | +0,53% |
| FDP | 36 | 6,90% | 18 | 4,14% | +18 | +2,76% |
| PIRATEN | 1 | 0,19% | 6 | 1,38% | -5 | -1,19% |
| Tierschutzpartei | 5 | 0,96% | 3 | 0,69% | +2 | +0,27% |
| NPD | 0 | 0,00% | 0 | 0,00% | 0 | 0,00% |
| Die PARTEI | 15 | 2,87% | 5 | 1,15% | +10 | +1,72% |
| FAMILIE | 5 | 0,96% | 2 | 0,46% | +3 | +0,50% |
| FREIE WÄHLER | 2 | 0,38% | 1 | 0,23% | +1 | +0,15% |
| Volksabstimmung | 1 | 0,19% | 0 | 0,00% | +1 | +0,19% |
| ÖDP | 1 | 0,19% | 1 | 0,23% | 0 | -0,04% |
| DKP | 0 | 0,00% | 0 | 0,00% | 0 | 0,00% |
| MLPD | 0 | 0,00% | 0 | 0,00% | 0 | 0,00% |
| BP | 0 | 0,00% | 0 | 0,00% | 0 | 0,00% |
| SGP | 0 | 0,00% | 0 | 0,00% | 0 | 0,00% |
| TIERSCHUTZ hier! | 1 | 0,19% | -/- | -/- | +1 | +0,19% |
| Tierschutzallianz | 0 | 0,00% | -/- | -/- | 0 | 0,00% |
| Bündnis C | 0 | 0,00% | -/- | -/- | 0 | 0,00% |
| BIG | 3 | 0,57% | -/- | -/- | +3 | +0,57% |
| BGE | 2 | 0,38% | -/- | -/- | +2 | +0,38% |
| DIE DIREKTE! | 0 | 0,00% | -/- | -/- | 0 | 0,00% |
| DiEM25 | 0 | 0,00% | -/- | -/- | 0 | 0,00% |
| III. Weg | 0 | 0,00% | -/- | -/- | 0 | 0,00% |
| Die Grauen | 0 | 0,00% | -/- | -/- | 0 | 0,00% |
| DIE RECHTE | 1 | 0,19% | -/- | -/- | +1 | +0,19% |
| DIE VIOLETTEN | 0 | 0,00% | -/- | -/- | 0 | 0,00% |
| LIEBE | 0 | 0,00% | -/- | -/- | 0 | 0,00% |
| DIE FRAUEN | 0 | 0,00% | -/- | -/- | 0 | 0,00% |
| Graue Panther | 1 | 0,19% | -/- | -/- | +1 | +0,19% |
| LKR | 1 | 0,19% | -/- | -/- | +1 | +0,19% |
| MENSCHLICHE WELT | 2 | 0,38% | -/- | -/- | +2 | +0,38% |
| NL | 0 | 0,00% | -/- | -/- | 0 | 0,00% |

| Partei | EW 2019 Stimmen | EW 2019 Prozent | EW 2014 Stimmen | EW 2014 Prozent | Differenz Stimmen | Differenz In Prozent |
|---------------------------------|--------------------|--------------------|--------------------|--------------------|----------------------|-------------------------|
| ÖkoLinX | 0 | 0,00% | -/- | -/- | 0 | 0,00% |
| Die Humanisten | 0 | 0,00% | -/- | -/- | 0 | 0,00% |
| PARTEI FÜR DIE TIERE | 3 | 0,57% | -/- | -/- | +3 | +0,57% |
| Gesundheitsforschung | 0 | 0,00% | -/- | -/- | 0 | 0,00% |
| Volt | 9 | 1,72% | -/- | -/- | +9 | +1,72% |
| AUF | -/- | -/- | 0 | 0,00% | 0 | 0,00% |
| BüSo | -/- | -/- | 0 | 0,00% | 0 | 0,00% |
| CM | -/- | -/- | 0 | 0,00% | 0 | 0,00% |
| REP | -/- | -/- | 1 | 0,23% | -1 | -0,23% |
| PBC | -/- | -/- | 1 | 0,23% | -1 | -0,23% |
| PRO NRW | -/- | -/- | 1 | 0,23% | -1 | -0,23% |

15.6 Gem.-Grundschule Krähenfeld

| | EW 2019 | EW 2014 | Differenz |
|-----------------------------------|---------------|---------------|----------------|
| Wahlbeteiligung | 41,47% | 29,82% | +11,65% |
| Wahlberechtigte insgesamt | 986 | 904 | +82 |
| Wahlberechtigte ohne Sperrvermerk | 914 | 825 | +89 |
| Wahlberechtigte mit Sperrvermerk | 72 | 79 | -7 |
| Wahlberechtigte § 24 Abs. 2 EuWO | 0 | 0 | 0 |
| Wähler insgesamt | 379 | 246 | +133 |
| Wähler mit Wahlschein | 0 | 1 | -1 |
| Ungültige Stimmen | 3 | 2 | +1 |
| Gültige Stimmen | 376 | 244 | +132 |

| | | | | | | | | |
|-------------------|------------|------------|--------------|------------|--------------|------------|------------|-----------------|
| In Prozent | 18,62% | 14,89% | 26,33% | 12,23% | 11,17% | 5,05% | 3,46% | 8,24% |
| Stimmen | 70 | 56 | 99 | 46 | 42 | 19 | 13 | 31 |
| Partei | CDU | SPD | GRÜNE | AfD | LINKE | FDP | BIG | Sonstige |

| | | | | | | | | |
|---------------------------|------------|------------|--------------|------------|--------------|------------|------------|-----------------|
| Gewinn In Prozent | | | +15,67% | +6,08% | +2,97% | +4,23% | +3,46% | |
| Verlust In Prozent | -9,25% | -19,54% | | | | | | -3,65% |
| Partei | CDU | SPD | GRÜNE | AfD | LINKE | FDP | BIG | Sonstige |

| Partei | EW 2019 Stimmen | EW 2019 Prozent | EW 2014 Stimmen | EW 2014 Prozent | Differenz Stimmen | Differenz In Prozent |
|---------------------|--------------------|--------------------|--------------------|--------------------|----------------------|-------------------------|
| CDU | 70 | 18,62% | 68 | 27,87% | +2 | -9,25% |
| SPD | 56 | 14,89% | 84 | 34,43% | -28 | -19,54% |
| GRÜNE | 99 | 26,33% | 26 | 10,66% | +73 | +15,67% |
| AfD | 46 | 12,23% | 15 | 6,15% | +31 | +6,08% |
| DIE LINKE | 42 | 11,17% | 20 | 8,20% | +22 | +2,97% |
| FDP | 19 | 5,05% | 2 | 0,82% | +17 | +4,23% |
| PIRATEN | 2 | 0,53% | 7 | 2,87% | -5 | -2,34% |
| Tierschutzpartei | 4 | 1,06% | 3 | 1,23% | +1 | -0,17% |
| NPD | 1 | 0,27% | 3 | 1,23% | -2 | -0,96% |
| Die PARTEI | 6 | 1,60% | 1 | 0,41% | +5 | +1,19% |
| FAMILIE | 4 | 1,06% | 1 | 0,41% | +3 | +0,65% |
| FREIE WÄHLER | 3 | 0,80% | 6 | 2,46% | -3 | -1,66% |
| Volksabstimmung | 1 | 0,27% | 0 | 0,00% | +1 | +0,27% |
| ÖDP | 1 | 0,27% | 1 | 0,41% | 0 | -0,14% |
| DKP | 1 | 0,27% | 0 | 0,00% | +1 | +0,27% |
| MLPD | 0 | 0,00% | 1 | 0,41% | -1 | -0,41% |
| BP | 0 | 0,00% | 0 | 0,00% | 0 | 0,00% |
| SGP | 0 | 0,00% | 1 | 0,41% | -1 | -0,41% |
| TIERSCHUTZ hier! | 0 | 0,00% | -/- | -/- | 0 | 0,00% |
| Tierschutzallianz | 0 | 0,00% | -/- | -/- | 0 | 0,00% |
| Bündnis C | 3 | 0,80% | -/- | -/- | +3 | +0,80% |
| BIG | 13 | 3,46% | -/- | -/- | +13 | +3,46% |
| BGE | 0 | 0,00% | -/- | -/- | 0 | 0,00% |
| DIE DIREKTE! | 0 | 0,00% | -/- | -/- | 0 | 0,00% |
| DiEM25 | 0 | 0,00% | -/- | -/- | 0 | 0,00% |
| III. Weg | 0 | 0,00% | -/- | -/- | 0 | 0,00% |
| Die Grauen | 1 | 0,27% | -/- | -/- | +1 | +0,27% |
| DIE RECHTE | 0 | 0,00% | -/- | -/- | 0 | 0,00% |
| DIE VIOLETTEN | 0 | 0,00% | -/- | -/- | 0 | 0,00% |
| LIEBE | 0 | 0,00% | -/- | -/- | 0 | 0,00% |
| DIE FRAUEN | 1 | 0,27% | -/- | -/- | +1 | +0,27% |
| Graue Panther | 2 | 0,53% | -/- | -/- | +2 | +0,53% |
| LKR | 0 | 0,00% | -/- | -/- | 0 | 0,00% |
| MENSCHLICHE WELT | 0 | 0,00% | -/- | -/- | 0 | 0,00% |
| NL | 0 | 0,00% | -/- | -/- | 0 | 0,00% |

| Partei | EW 2019 Stimmen | EW 2019 Prozent | EW 2014 Stimmen | EW 2014 Prozent | Differenz Stimmen | Differenz In Prozent |
|---------------------------------|--------------------|--------------------|--------------------|--------------------|----------------------|-------------------------|
| ÖkoLinX | 0 | 0,00% | -/- | -/- | 0 | 0,00% |
| Die Humanisten | 0 | 0,00% | -/- | -/- | 0 | 0,00% |
| PARTEI FÜR DIE TIERE | 0 | 0,00% | -/- | -/- | 0 | 0,00% |
| Gesundheitsforschung | 1 | 0,27% | -/- | -/- | +1 | +0,27% |
| Volt | 0 | 0,00% | -/- | -/- | 0 | 0,00% |
| AUF | -/- | -/- | 1 | 0,41% | -1 | -0,41% |
| BüSo | -/- | -/- | 0 | 0,00% | 0 | 0,00% |
| CM | -/- | -/- | 0 | 0,00% | 0 | 0,00% |
| REP | -/- | -/- | 1 | 0,41% | -1 | -0,41% |
| PBC | -/- | -/- | 1 | 0,41% | -1 | -0,41% |
| PRO NRW | -/- | -/- | 2 | 0,82% | -2 | -0,82% |

15.7 Städt. Kita Am Kempchen Weg

| | EW 2019 | EW 2014 | Differenz |
|-----------------------------------|---------------|---------------|----------------|
| Wahlbeteiligung | 47,29% | 27,23% | +20,06% |
| Wahlberechtigte insgesamt | 867 | 817 | +50 |
| Wahlberechtigte ohne Sperrvermerk | 829 | 797 | +32 |
| Wahlberechtigte mit Sperrvermerk | 38 | 20 | +18 |
| Wahlberechtigte § 24 Abs. 2 EuWO | 0 | 0 | 0 |
| Wähler insgesamt | 392 | 217 | +175 |
| Wähler mit Wahlschein | 0 | 209 | -209 |
| Ungültige Stimmen | 6 | 2 | +4 |
| Gültige Stimmen | 386 | 215 | +171 |

| | | | | | | | | |
|-------------------|------------|------------|--------------|------------|--------------|------------|---------------|-----------------|
| In Prozent | 14,25% | 18,65% | 23,06% | 14,25% | 8,55% | 6,22% | 2,59% | 12,44% |
| Stimmen | 55 | 72 | 89 | 55 | 33 | 24 | 10 | 48 |
| Partei | CDU | SPD | GRÜNE | AfD | LINKE | FDP | PARTEI | Sonstige |

| | | | | | | | | |
|---------------------------|------------|------------|--------------|------------|--------------|------------|---------------|-----------------|
| Gewinn In Prozent | | | +17,01% | +8,67% | | +2,03% | +1,19% | +2,67% |
| Verlust In Prozent | -8,08% | -16,23% | | | -7,26% | | | |
| Partei | CDU | SPD | GRÜNE | AfD | LINKE | FDP | PARTEI | Sonstige |

| Partei | EW 2019 Stimmen | EW 2019 Prozent | EW 2014 Stimmen | EW 2014 Prozent | Differenz Stimmen | Differenz In Prozent |
|---------------------|--------------------|--------------------|--------------------|--------------------|----------------------|-------------------------|
| CDU | 55 | 14,25% | 48 | 22,33% | +7 | -8,08% |
| SPD | 72 | 18,65% | 75 | 34,88% | -3 | -16,23% |
| GRÜNE | 89 | 23,06% | 13 | 6,05% | +76 | +17,01% |
| AfD | 55 | 14,25% | 12 | 5,58% | +43 | +8,67% |
| DIE LINKE | 33 | 8,55% | 34 | 15,81% | -1 | -7,26% |
| FDP | 24 | 6,22% | 9 | 4,19% | +15 | +2,03% |
| PIRATEN | 5 | 1,30% | 5 | 2,33% | 0 | -1,03% |
| Tierschutzpartei | 9 | 2,33% | 1 | 0,47% | +8 | +1,86% |
| NPD | 1 | 0,26% | 2 | 0,93% | -1 | -0,67% |
| Die PARTEI | 10 | 2,59% | 3 | 1,40% | +7 | +1,19% |
| FAMILIE | 6 | 1,55% | 2 | 0,93% | +4 | +0,62% |
| FREIE WÄHLER | 3 | 0,78% | 4 | 1,86% | -1 | -1,08% |
| Volksabstimmung | 0 | 0,00% | 2 | 0,93% | -2 | -0,93% |
| ÖDP | 7 | 1,81% | 2 | 0,93% | +5 | +0,88% |
| DKP | 0 | 0,00% | 1 | 0,47% | -1 | -0,47% |
| MLPD | 0 | 0,00% | 0 | 0,00% | 0 | 0,00% |
| BP | 0 | 0,00% | 0 | 0,00% | 0 | 0,00% |
| SGP | 0 | 0,00% | 0 | 0,00% | 0 | 0,00% |
| TIERSCHUTZ hier! | 0 | 0,00% | -/- | -/- | 0 | 0,00% |
| Tierschutzallianz | 0 | 0,00% | -/- | -/- | 0 | 0,00% |
| Bündnis C | 3 | 0,78% | -/- | -/- | +3 | +0,78% |
| BIG | 4 | 1,04% | -/- | -/- | +4 | +1,04% |
| BGE | 0 | 0,00% | -/- | -/- | 0 | 0,00% |
| DIE DIREKTE! | 1 | 0,26% | -/- | -/- | +1 | +0,26% |
| DiEM25 | 1 | 0,26% | -/- | -/- | +1 | +0,26% |
| III. Weg | 0 | 0,00% | -/- | -/- | 0 | 0,00% |
| Die Grauen | 0 | 0,00% | -/- | -/- | 0 | 0,00% |
| DIE RECHTE | 0 | 0,00% | -/- | -/- | 0 | 0,00% |
| DIE VIOLETTEN | 0 | 0,00% | -/- | -/- | 0 | 0,00% |
| LIEBE | 0 | 0,00% | -/- | -/- | 0 | 0,00% |
| DIE FRAUEN | 1 | 0,26% | -/- | -/- | +1 | +0,26% |
| Graue Panther | 0 | 0,00% | -/- | -/- | 0 | 0,00% |
| LKR | 0 | 0,00% | -/- | -/- | 0 | 0,00% |
| MENSCHLICHE WELT | 0 | 0,00% | -/- | -/- | 0 | 0,00% |
| NL | 2 | 0,52% | -/- | -/- | +2 | +0,52% |

| Partei | EW 2019 Stimmen | EW 2019 Prozent | EW 2014 Stimmen | EW 2014 Prozent | Differenz Stimmen | Differenz In Prozent |
|---------------------------------|--------------------|--------------------|--------------------|--------------------|----------------------|-------------------------|
| ÖkoLinX | 0 | 0,00% | -/- | -/- | 0 | 0,00% |
| Die Humanisten | 0 | 0,00% | -/- | -/- | 0 | 0,00% |
| PARTEI FÜR DIE TIERE | 2 | 0,52% | -/- | -/- | +2 | +0,52% |
| Gesundheitsforschung | 0 | 0,00% | -/- | -/- | 0 | 0,00% |
| Volt | 3 | 0,78% | -/- | -/- | +3 | +0,78% |
| AUF | -/- | -/- | 0 | 0,00% | 0 | 0,00% |
| BüSo | -/- | -/- | 0 | 0,00% | 0 | 0,00% |
| CM | -/- | -/- | 0 | 0,00% | 0 | 0,00% |
| REP | -/- | -/- | 1 | 0,47% | -1 | -0,47% |
| PBC | -/- | -/- | 1 | 0,47% | -1 | -0,47% |
| PRO NRW | -/- | -/- | 0 | 0,00% | 0 | 0,00% |

15.8 Gem.-Grundschule Krähenfeld

| | EW 2019 | EW 2014 | Differenz |
|-----------------------------------|---------------|---------------|---------------|
| Wahlbeteiligung | 29,89% | 21,16% | +8,73% |
| Wahlberechtigte insgesamt | 997 | 1.045 | -48 |
| Wahlberechtigte ohne Sperrvermerk | 930 | 997 | -67 |
| Wahlberechtigte mit Sperrvermerk | 67 | 48 | +19 |
| Wahlberechtigte § 24 Abs. 2 EuWO | 0 | 0 | 0 |
| Wähler insgesamt | 278 | 211 | +67 |
| Wähler mit Wahlschein | 1 | 0 | +1 |
| Ungültige Stimmen | 4 | 5 | -1 |
| Gültige Stimmen | 274 | 206 | +68 |

| In Prozent | 17,52% | 18,25% | 14,23% | 21,17% | 8,03% | 5,47% | 3,28% | 12,04% |
|------------|--------|--------|--------|--------|-------|-------|-------|----------|
| Stimmen | 48 | 50 | 39 | 58 | 22 | 15 | 9 | 33 |
| Partei | CDU | SPD | GRÜNE | AfD | LINKE | FDP | Tiers | Sonstige |

| | | | | | | | | |
|--------------------|--------|---------|--------|---------|---------|--------|--------|----------|
| Gewinn In Prozent | | | +6,95% | +14,86% | | +4,50% | +2,79% | +5,73% |
| Verlust In Prozent | -9,66% | -12,33% | | | -12,84% | | | |
| Partei | CDU | SPD | GRÜNE | AfD | LINKE | FDP | Tiers | Sonstige |

| Partei | EW 2019 Stimmen | EW 2019 Prozent | EW 2014 Stimmen | EW 2014 Prozent | Differenz Stimmen | Differenz In Prozent |
|---------------------|--------------------|--------------------|--------------------|--------------------|----------------------|-------------------------|
| CDU | 48 | 17,52% | 56 | 27,18% | -8 | -9,66% |
| SPD | 50 | 18,25% | 63 | 30,58% | -13 | -12,33% |
| GRÜNE | 39 | 14,23% | 15 | 7,28% | +24 | +6,95% |
| AfD | 58 | 21,17% | 13 | 6,31% | +45 | +14,86% |
| DIE LINKE | 22 | 8,03% | 43 | 20,87% | -21 | -12,84% |
| FDP | 15 | 5,47% | 2 | 0,97% | +13 | +4,50% |
| PIRATEN | 5 | 1,82% | 4 | 1,94% | +1 | -0,12% |
| Tierschutzpartei | 9 | 3,28% | 1 | 0,49% | +8 | +2,79% |
| NPD | 1 | 0,36% | 3 | 1,46% | -2 | -1,10% |
| Die PARTEI | 3 | 1,09% | 0 | 0,00% | +3 | +1,09% |
| FAMILIE | 4 | 1,46% | 1 | 0,49% | +3 | +0,97% |
| FREIE WÄHLER | 5 | 1,82% | 0 | 0,00% | +5 | +1,82% |
| Volksabstimmung | 0 | 0,00% | 0 | 0,00% | 0 | 0,00% |
| ÖDP | 1 | 0,36% | 0 | 0,00% | +1 | +0,36% |
| DKP | 0 | 0,00% | 1 | 0,49% | -1 | -0,49% |
| MLPD | 1 | 0,36% | 0 | 0,00% | +1 | +0,36% |
| BP | 0 | 0,00% | 1 | 0,49% | -1 | -0,49% |
| SGP | 0 | 0,00% | 0 | 0,00% | 0 | 0,00% |
| TIERSCHUTZ hier! | 0 | 0,00% | -/- | -/- | 0 | 0,00% |
| Tierschutzallianz | 0 | 0,00% | -/- | -/- | 0 | 0,00% |
| Bündnis C | 0 | 0,00% | -/- | -/- | 0 | 0,00% |
| BIG | 2 | 0,73% | -/- | -/- | +2 | +0,73% |
| BGE | 1 | 0,36% | -/- | -/- | +1 | +0,36% |
| DIE DIREKTE! | 0 | 0,00% | -/- | -/- | 0 | 0,00% |
| DiEM25 | 0 | 0,00% | -/- | -/- | 0 | 0,00% |
| III. Weg | 0 | 0,00% | -/- | -/- | 0 | 0,00% |
| Die Grauen | 0 | 0,00% | -/- | -/- | 0 | 0,00% |
| DIE RECHTE | 0 | 0,00% | -/- | -/- | 0 | 0,00% |
| DIE VIOLETTEN | 1 | 0,36% | -/- | -/- | +1 | +0,36% |
| LIEBE | 1 | 0,36% | -/- | -/- | +1 | +0,36% |
| DIE FRAUEN | 2 | 0,73% | -/- | -/- | +2 | +0,73% |
| Graue Panther | 3 | 1,09% | -/- | -/- | +3 | +1,09% |
| LKR | 0 | 0,00% | -/- | -/- | 0 | 0,00% |
| MENSCHLICHE WELT | 0 | 0,00% | -/- | -/- | 0 | 0,00% |
| NL | 0 | 0,00% | -/- | -/- | 0 | 0,00% |

| Partei | EW 2019 Stimmen | EW 2019 Prozent | EW 2014 Stimmen | EW 2014 Prozent | Differenz Stimmen | Differenz In Prozent |
|---------------------------------|--------------------|--------------------|--------------------|--------------------|----------------------|-------------------------|
| ÖkoLinX | 0 | 0,00% | -/- | -/- | 0 | 0,00% |
| Die Humanisten | 2 | 0,73% | -/- | -/- | +2 | +0,73% |
| PARTEI FÜR DIE TIERE | 0 | 0,00% | -/- | -/- | 0 | 0,00% |
| Gesundheitsforschung | 0 | 0,00% | -/- | -/- | 0 | 0,00% |
| Volt | 1 | 0,36% | -/- | -/- | +1 | +0,36% |
| AUF | -/- | -/- | 1 | 0,49% | -1 | -0,49% |
| BüSo | -/- | -/- | 0 | 0,00% | 0 | 0,00% |
| CM | -/- | -/- | 0 | 0,00% | 0 | 0,00% |
| REP | -/- | -/- | 1 | 0,49% | -1 | -0,49% |
| PBC | -/- | -/- | 0 | 0,00% | 0 | 0,00% |
| PRO NRW | -/- | -/- | 1 | 0,49% | -1 | -0,49% |

15.9 Briefwahlbezirk 15

| | EW 2019 | EW 2014 | Differenz |
|-----------------------|---------|---------|-----------|
| Wähler mit Wahrschein | 695 | 540 | +155 |
| Ungültige Stimmen | 4 | 10 | -6 |
| Gültige Stimmen | 691 | 530 | +161 |

| | | | | | | | | |
|-------------------|------------|------------|--------------|------------|--------------|------------|---------------|-----------------|
| In Prozent | 29,81% | 19,54% | 22,87% | 6,37% | 3,47% | 8,10% | 2,75% | 7,09% |
| Stimmen | 206 | 135 | 158 | 44 | 24 | 56 | 19 | 49 |
| Partei | CDU | SPD | GRÜNE | AfD | LINKE | FDP | PARTEI | Sonstige |

| | | | | | | | | |
|---------------------------|------------|------------|--------------|------------|--------------|------------|---------------|-----------------|
| Gewinn In Prozent | | | +12,30% | +2,22% | +0,07% | +2,44% | +2,18% | +2,56% |
| Verlust In Prozent | -6,23% | -15,55% | | | | | | |
| Partei | CDU | SPD | GRÜNE | AfD | LINKE | FDP | PARTEI | Sonstige |

| Partei | EW 2019 Stimmen | EW 2019 Prozent | EW 2014 Stimmen | EW 2014 Prozent | Differenz Stimmen | Differenz In Prozent |
|--------------------------|--------------------|--------------------|--------------------|--------------------|----------------------|-------------------------|
| CDU | 206 | 29,81% | 191 | 36,04% | +15 | -6,23% |
| SPD | 135 | 19,54% | 186 | 35,09% | -51 | -15,55% |
| GRÜNE | 158 | 22,87% | 56 | 10,57% | +102 | +12,30% |
| AfD | 44 | 6,37% | 22 | 4,15% | +22 | +2,22% |
| DIE LINKE | 24 | 3,47% | 18 | 3,40% | +6 | +0,07% |
| FDP | 56 | 8,10% | 30 | 5,66% | +26 | +2,44% |
| PIRATEN | 5 | 0,72% | 4 | 0,75% | +1 | -0,03% |
| Tierschutzpartei | 6 | 0,87% | 7 | 1,32% | -1 | -0,45% |
| NPD | 2 | 0,29% | 1 | 0,19% | +1 | +0,10% |
| Die PARTEI | 19 | 2,75% | 3 | 0,57% | +16 | +2,18% |
| FAMILIE | 4 | 0,58% | 5 | 0,94% | -1 | -0,36% |
| FREIE WÄHLER | 5 | 0,72% | 1 | 0,19% | +4 | +0,53% |
| Volksabstimmung | 1 | 0,14% | 0 | 0,00% | +1 | +0,14% |
| ÖDP | 1 | 0,14% | 2 | 0,38% | -1 | -0,24% |
| DKP | 0 | 0,00% | 0 | 0,00% | 0 | 0,00% |
| MLPD | 0 | 0,00% | 0 | 0,00% | 0 | 0,00% |
| BP | 0 | 0,00% | 1 | 0,19% | -1 | -0,19% |
| SGP | 0 | 0,00% | 0 | 0,00% | 0 | 0,00% |
| TIERSCHUTZ hier! | 1 | 0,14% | -/- | -/- | +1 | +0,14% |
| Tierschutzallianz | 2 | 0,29% | -/- | -/- | +2 | +0,29% |
| Bündnis C | 1 | 0,14% | -/- | -/- | +1 | +0,14% |
| BIG | 0 | 0,00% | -/- | -/- | 0 | 0,00% |
| BGE | 0 | 0,00% | -/- | -/- | 0 | 0,00% |
| DIE DIREKTE! | 0 | 0,00% | -/- | -/- | 0 | 0,00% |
| DiEM25 | 1 | 0,14% | -/- | -/- | +1 | +0,14% |
| III. Weg | 0 | 0,00% | -/- | -/- | 0 | 0,00% |
| Die Grauen | 2 | 0,29% | -/- | -/- | +2 | +0,29% |
| DIE RECHTE | 0 | 0,00% | -/- | -/- | 0 | 0,00% |
| DIE VIOLETTEN | 0 | 0,00% | -/- | -/- | 0 | 0,00% |
| LIEBE | 0 | 0,00% | -/- | -/- | 0 | 0,00% |
| DIE FRAUEN | 0 | 0,00% | -/- | -/- | 0 | 0,00% |
| Graue Panther | 4 | 0,58% | -/- | -/- | +4 | +0,58% |
| LKR | 1 | 0,14% | -/- | -/- | +1 | +0,14% |
| MENSCHLICHE WELT | 0 | 0,00% | -/- | -/- | 0 | 0,00% |
| NL | 0 | 0,00% | -/- | -/- | 0 | 0,00% |

| Partei | EW 2019 Stimmen | EW 2019 Prozent | EW 2014 Stimmen | EW 2014 Prozent | Differenz Stimmen | Differenz In Prozent |
|---------------------------------|--------------------|--------------------|--------------------|--------------------|----------------------|-------------------------|
| ÖkoLinX | 0 | 0,00% | -/- | -/- | 0 | 0,00% |
| Die Humanisten | 3 | 0,43% | -/- | -/- | +3 | +0,43% |
| PARTEI FÜR DIE TIERE | 5 | 0,72% | -/- | -/- | +5 | +0,72% |
| Gesundheitsforschung | 0 | 0,00% | -/- | -/- | 0 | 0,00% |
| Volt | 5 | 0,72% | -/- | -/- | +5 | +0,72% |
| AUF | -/- | -/- | 0 | 0,00% | 0 | 0,00% |
| BüSo | -/- | -/- | 0 | 0,00% | 0 | 0,00% |
| CM | -/- | -/- | 0 | 0,00% | 0 | 0,00% |
| REP | -/- | -/- | 0 | 0,00% | 0 | 0,00% |
| PBC | -/- | -/- | 2 | 0,38% | -2 | -0,38% |
| PRO NRW | -/- | -/- | 1 | 0,19% | -1 | -0,19% |

16.1 Regenbogenschule

| | EW 2019 | EW 2014 | Differenz |
|-----------------------------------|---------------|---------------|---------------|
| Wahlbeteiligung | 35,36% | 29,39% | +5,97% |
| Wahlberechtigte insgesamt | 1.226 | 1.129 | +97 |
| Wahlberechtigte ohne Sperrvermerk | 1.134 | 997 | +137 |
| Wahlberechtigte mit Sperrvermerk | 92 | 132 | -40 |
| Wahlberechtigte § 24 Abs. 2 EuWO | 0 | 0 | 0 |
| Wähler insgesamt | 401 | 293 | +108 |
| Wähler mit Wahlschein | 2 | 1 | +1 |
| Ungültige Stimmen | 7 | 12 | -5 |
| Gültige Stimmen | 394 | 281 | +113 |

| | | | | | | | | |
|-------------------|------------|------------|--------------|------------|--------------|------------|------------|-----------------|
| In Prozent | 18,53% | 23,10% | 13,71% | 12,69% | 7,87% | 5,84% | 5,08% | 13,20% |
| Stimmen | 73 | 91 | 54 | 50 | 31 | 23 | 20 | 52 |
| Partei | CDU | SPD | GRÜNE | AfD | LINKE | FDP | BIG | Sonstige |

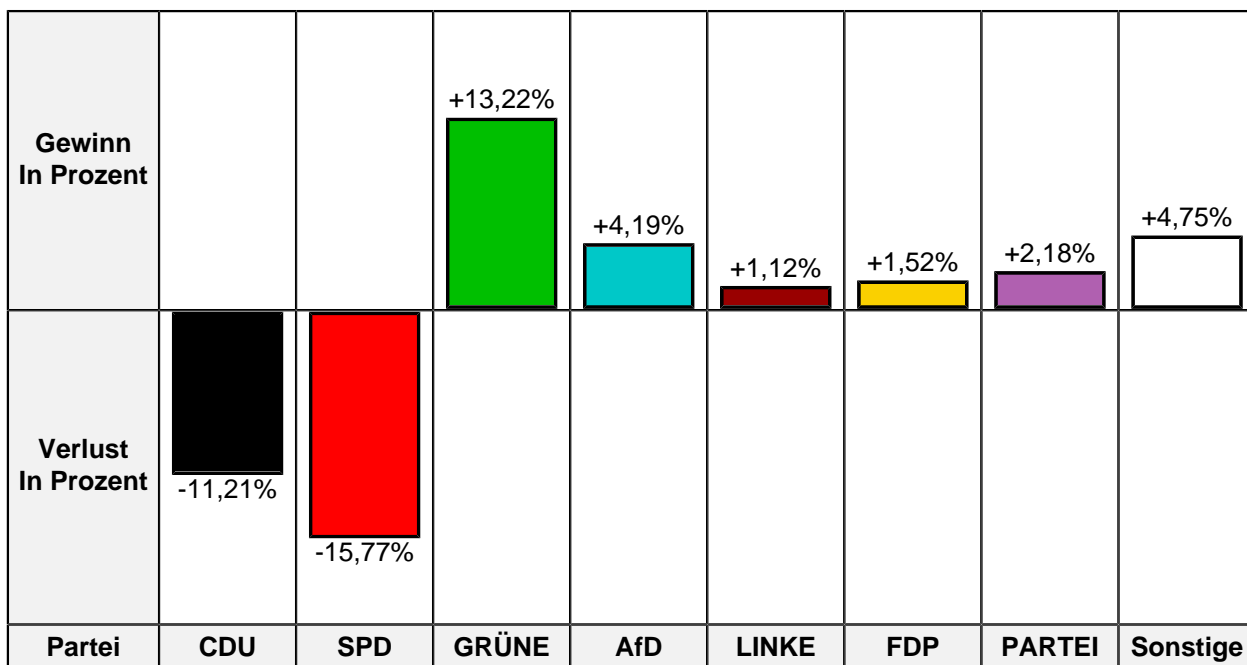
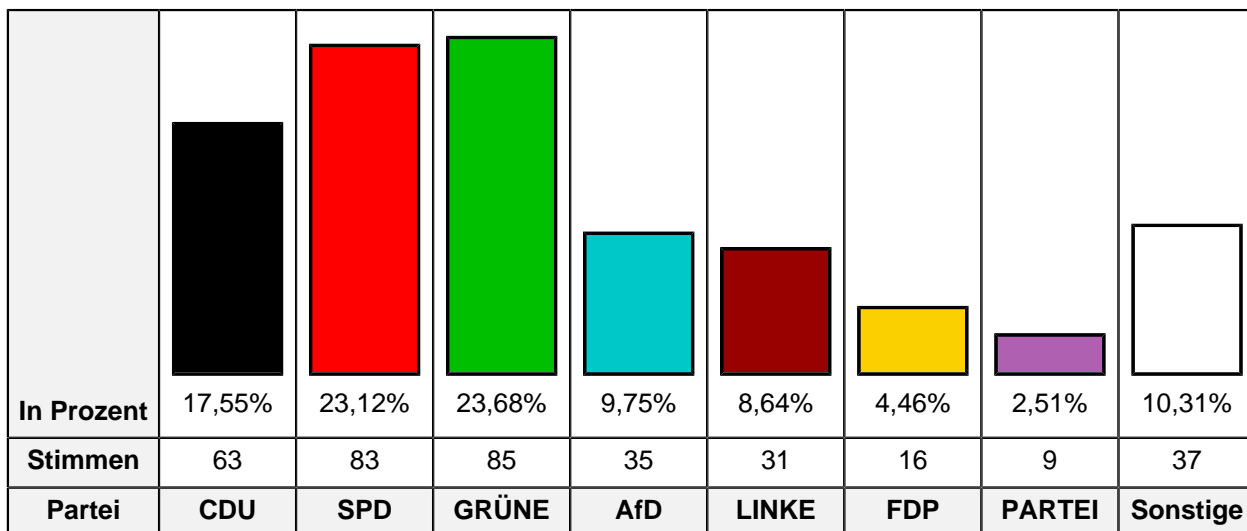
| | | | | | | | | |
|---------------------------|------------|------------|--------------|------------|--------------|------------|------------|-----------------|
| Gewinn In Prozent | | | +7,30% | +8,06% | | +4,42% | +5,08% | +1,10% |
| Verlust In Prozent | -6,74% | -18,18% | | | -1,03% | | | |
| Partei | CDU | SPD | GRÜNE | AfD | LINKE | FDP | BIG | Sonstige |

| Partei | EW 2019 Stimmen | EW 2019 Prozent | EW 2014 Stimmen | EW 2014 Prozent | Differenz Stimmen | Differenz In Prozent |
|---------------------|--------------------|--------------------|--------------------|--------------------|----------------------|-------------------------|
| CDU | 73 | 18,53% | 71 | 25,27% | +2 | -6,74% |
| SPD | 91 | 23,10% | 116 | 41,28% | -25 | -18,18% |
| GRÜNE | 54 | 13,71% | 18 | 6,41% | +36 | +7,30% |
| AfD | 50 | 12,69% | 13 | 4,63% | +37 | +8,06% |
| DIE LINKE | 31 | 7,87% | 25 | 8,90% | +6 | -1,03% |
| FDP | 23 | 5,84% | 4 | 1,42% | +19 | +4,42% |
| PIRATEN | 3 | 0,76% | 6 | 2,14% | -3 | -1,38% |
| Tierschutzpartei | 11 | 2,79% | 6 | 2,14% | +5 | +0,65% |
| NPD | 3 | 0,76% | 7 | 2,49% | -4 | -1,73% |
| Die PARTEI | 12 | 3,05% | 2 | 0,71% | +10 | +2,34% |
| FAMILIE | 2 | 0,51% | 1 | 0,36% | +1 | +0,15% |
| FREIE WÄHLER | 5 | 1,27% | 3 | 1,07% | +2 | +0,20% |
| Volksabstimmung | 1 | 0,25% | 0 | 0,00% | +1 | +0,25% |
| ÖDP | 2 | 0,51% | 0 | 0,00% | +2 | +0,51% |
| DKP | 0 | 0,00% | 0 | 0,00% | 0 | 0,00% |
| MLPD | 0 | 0,00% | 0 | 0,00% | 0 | 0,00% |
| BP | 0 | 0,00% | 0 | 0,00% | 0 | 0,00% |
| SGP | 0 | 0,00% | 1 | 0,36% | -1 | -0,36% |
| TIERSCHUTZ hier! | 1 | 0,25% | -/- | -/- | +1 | +0,25% |
| Tierschutzallianz | 0 | 0,00% | -/- | -/- | 0 | 0,00% |
| Bündnis C | 1 | 0,25% | -/- | -/- | +1 | +0,25% |
| BIG | 20 | 5,08% | -/- | -/- | +20 | +5,08% |
| BGE | 0 | 0,00% | -/- | -/- | 0 | 0,00% |
| DIE DIREKTE! | 0 | 0,00% | -/- | -/- | 0 | 0,00% |
| DiEM25 | 0 | 0,00% | -/- | -/- | 0 | 0,00% |
| III. Weg | 0 | 0,00% | -/- | -/- | 0 | 0,00% |
| Die Grauen | 2 | 0,51% | -/- | -/- | +2 | +0,51% |
| DIE RECHTE | 1 | 0,25% | -/- | -/- | +1 | +0,25% |
| DIE VIOLETTEN | 1 | 0,25% | -/- | -/- | +1 | +0,25% |
| LIEBE | 0 | 0,00% | -/- | -/- | 0 | 0,00% |
| DIE FRAUEN | 1 | 0,25% | -/- | -/- | +1 | +0,25% |
| Graue Panther | 1 | 0,25% | -/- | -/- | +1 | +0,25% |
| LKR | 0 | 0,00% | -/- | -/- | 0 | 0,00% |
| MENSCHLICHE WELT | 0 | 0,00% | -/- | -/- | 0 | 0,00% |
| NL | 0 | 0,00% | -/- | -/- | 0 | 0,00% |

| Partei | EW 2019 Stimmen | EW 2019 Prozent | EW 2014 Stimmen | EW 2014 Prozent | Differenz Stimmen | Differenz In Prozent |
|---------------------------------|--------------------|--------------------|--------------------|--------------------|----------------------|-------------------------|
| ÖkoLinX | 0 | 0,00% | -/- | -/- | 0 | 0,00% |
| Die Humanisten | 2 | 0,51% | -/- | -/- | +2 | +0,51% |
| PARTEI FÜR DIE TIERE | 0 | 0,00% | -/- | -/- | 0 | 0,00% |
| Gesundheitsforschung | 1 | 0,25% | -/- | -/- | +1 | +0,25% |
| Volt | 2 | 0,51% | -/- | -/- | +2 | +0,51% |
| AUF | -/- | -/- | 2 | 0,71% | -2 | -0,71% |
| BüSo | -/- | -/- | 0 | 0,00% | 0 | 0,00% |
| CM | -/- | -/- | 0 | 0,00% | 0 | 0,00% |
| REP | -/- | -/- | 0 | 0,00% | 0 | 0,00% |
| PBC | -/- | -/- | 2 | 0,71% | -2 | -0,71% |
| PRO NRW | -/- | -/- | 4 | 1,42% | -4 | -1,42% |

16.2 Kurt-Tucholsky-Gesamtschule

| | EW 2019 | EW 2014 | Differenz |
|-----------------------------------|---------------|---------------|---------------|
| Wahlbeteiligung | 40,45% | 33,98% | +6,47% |
| Wahlberechtigte insgesamt | 965 | 1.038 | -73 |
| Wahlberechtigte ohne Sperrvermerk | 895 | 921 | -26 |
| Wahlberechtigte mit Sperrvermerk | 70 | 117 | -47 |
| Wahlberechtigte § 24 Abs. 2 EuWO | 0 | 0 | 0 |
| Wähler insgesamt | 362 | 313 | +49 |
| Wähler mit Wahlschein | 0 | 0 | 0 |
| Ungültige Stimmen | 3 | 7 | -4 |
| Gültige Stimmen | 359 | 306 | +53 |

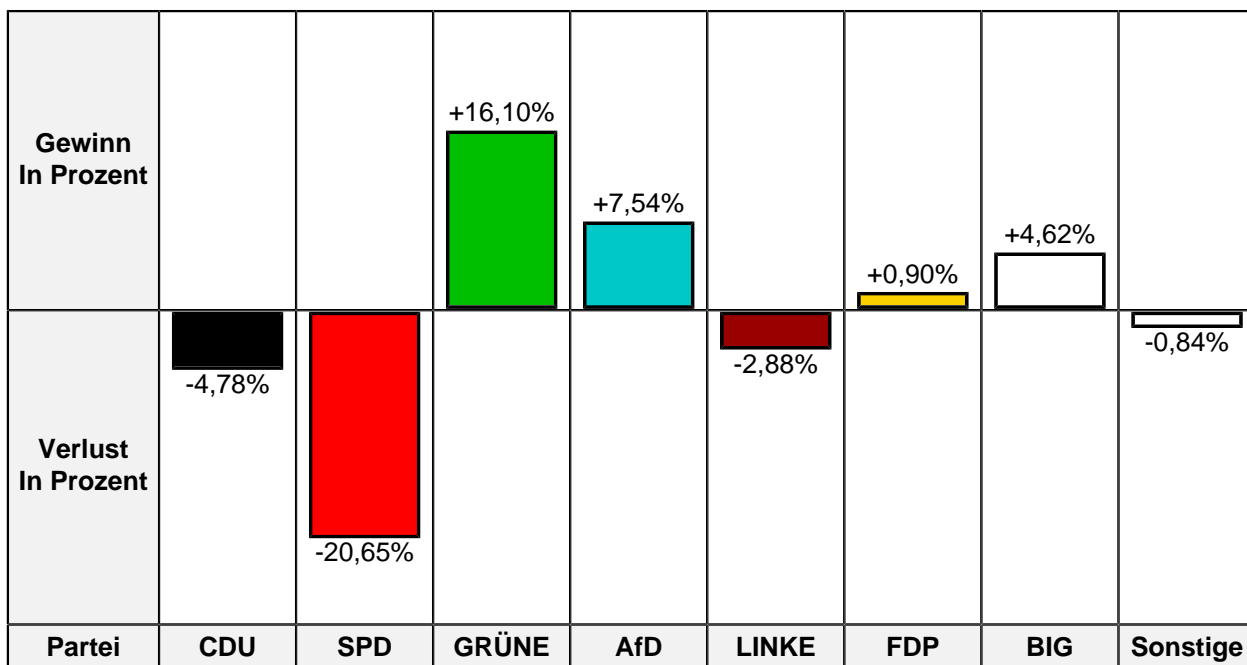
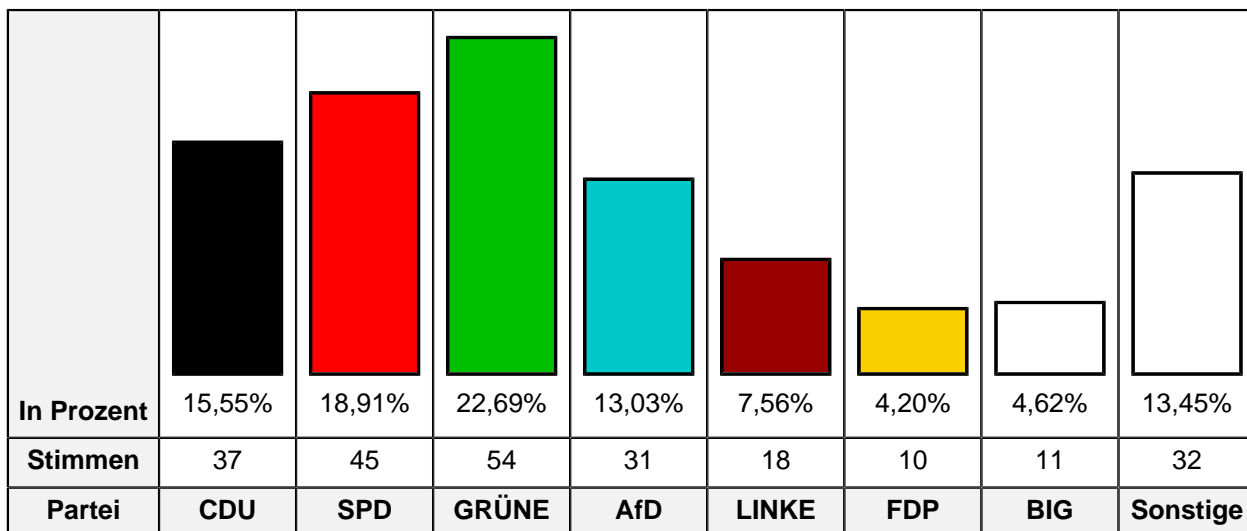


| Partei | EW 2019 Stimmen | EW 2019 Prozent | EW 2014 Stimmen | EW 2014 Prozent | Differenz Stimmen | Differenz In Prozent |
|---------------------|--------------------|--------------------|--------------------|--------------------|----------------------|-------------------------|
| CDU | 63 | 17,55% | 88 | 28,76% | -25 | -11,21% |
| SPD | 83 | 23,12% | 119 | 38,89% | -36 | -15,77% |
| GRÜNE | 85 | 23,68% | 32 | 10,46% | +53 | +13,22% |
| AfD | 35 | 9,75% | 17 | 5,56% | +18 | +4,19% |
| DIE LINKE | 31 | 8,64% | 23 | 7,52% | +8 | +1,12% |
| FDP | 16 | 4,46% | 9 | 2,94% | +7 | +1,52% |
| PIRATEN | 3 | 0,84% | 4 | 1,31% | -1 | -0,47% |
| Tierschutzpartei | 4 | 1,11% | 1 | 0,33% | +3 | +0,78% |
| NPD | 0 | 0,00% | 4 | 1,31% | -4 | -1,31% |
| Die PARTEI | 9 | 2,51% | 1 | 0,33% | +8 | +2,18% |
| FAMILIE | 3 | 0,84% | 1 | 0,33% | +2 | +0,51% |
| FREIE WÄHLER | 1 | 0,28% | 1 | 0,33% | 0 | -0,05% |
| Volksabstimmung | 0 | 0,00% | 0 | 0,00% | 0 | 0,00% |
| ÖDP | 3 | 0,84% | 0 | 0,00% | +3 | +0,84% |
| DKP | 1 | 0,28% | 0 | 0,00% | +1 | +0,28% |
| MLPD | 1 | 0,28% | 0 | 0,00% | +1 | +0,28% |
| BP | 0 | 0,00% | 2 | 0,65% | -2 | -0,65% |
| SGP | 0 | 0,00% | 0 | 0,00% | 0 | 0,00% |
| TIERSCHUTZ hier! | 0 | 0,00% | -/- | -/- | 0 | 0,00% |
| Tierschutzallianz | 0 | 0,00% | -/- | -/- | 0 | 0,00% |
| Bündnis C | 0 | 0,00% | -/- | -/- | 0 | 0,00% |
| BIG | 8 | 2,23% | -/- | -/- | +8 | +2,23% |
| BGE | 0 | 0,00% | -/- | -/- | 0 | 0,00% |
| DIE DIREKTE! | 0 | 0,00% | -/- | -/- | 0 | 0,00% |
| DiEM25 | 3 | 0,84% | -/- | -/- | +3 | +0,84% |
| III. Weg | 0 | 0,00% | -/- | -/- | 0 | 0,00% |
| Die Grauen | 1 | 0,28% | -/- | -/- | +1 | +0,28% |
| DIE RECHTE | 0 | 0,00% | -/- | -/- | 0 | 0,00% |
| DIE VIOLETTEN | 1 | 0,28% | -/- | -/- | +1 | +0,28% |
| LIEBE | 0 | 0,00% | -/- | -/- | 0 | 0,00% |
| DIE FRAUEN | 0 | 0,00% | -/- | -/- | 0 | 0,00% |
| Graue Panther | 2 | 0,56% | -/- | -/- | +2 | +0,56% |
| LKR | 0 | 0,00% | -/- | -/- | 0 | 0,00% |
| MENSCHLICHE WELT | 0 | 0,00% | -/- | -/- | 0 | 0,00% |
| NL | 0 | 0,00% | -/- | -/- | 0 | 0,00% |

| Partei | EW 2019 Stimmen | EW 2019 Prozent | EW 2014 Stimmen | EW 2014 Prozent | Differenz Stimmen | Differenz In Prozent |
|---------------------------------|--------------------|--------------------|--------------------|--------------------|----------------------|-------------------------|
| ÖkoLinX | 2 | 0,56% | -/- | -/- | +2 | +0,56% |
| Die Humanisten | 0 | 0,00% | -/- | -/- | 0 | 0,00% |
| PARTEI FÜR DIE TIERE | 3 | 0,84% | -/- | -/- | +3 | +0,84% |
| Gesundheitsforschung | 0 | 0,00% | -/- | -/- | 0 | 0,00% |
| Volt | 1 | 0,28% | -/- | -/- | +1 | +0,28% |
| AUF | -/- | -/- | 3 | 0,98% | -3 | -0,98% |
| BüSo | -/- | -/- | 0 | 0,00% | 0 | 0,00% |
| CM | -/- | -/- | 0 | 0,00% | 0 | 0,00% |
| REP | -/- | -/- | 0 | 0,00% | 0 | 0,00% |
| PBC | -/- | -/- | 0 | 0,00% | 0 | 0,00% |
| PRO NRW | -/- | -/- | 1 | 0,33% | -1 | -0,33% |

16.3 Buchenschule

| | EW 2019 | EW 2014 | Differenz |
|-----------------------------------|---------------|---------------|---------------|
| Wahlbeteiligung | 32,40% | 22,73% | +9,67% |
| Wahlberechtigte insgesamt | 797 | 879 | -82 |
| Wahlberechtigte ohne Sperrvermerk | 747 | 805 | -58 |
| Wahlberechtigte mit Sperrvermerk | 50 | 74 | -24 |
| Wahlberechtigte § 24 Abs. 2 EuWO | 0 | 0 | 0 |
| Wähler insgesamt | 242 | 183 | +59 |
| Wähler mit Wahlschein | 1 | 0 | +1 |
| Ungültige Stimmen | 4 | 1 | +3 |
| Gültige Stimmen | 238 | 182 | +56 |



| Partei | EW 2019 Stimmen | EW 2019 Prozent | EW 2014 Stimmen | EW 2014 Prozent | Differenz Stimmen | Differenz In Prozent |
|---------------------|--------------------|--------------------|--------------------|--------------------|----------------------|-------------------------|
| CDU | 37 | 15,55% | 37 | 20,33% | 0 | -4,78% |
| SPD | 45 | 18,91% | 72 | 39,56% | -27 | -20,65% |
| GRÜNE | 54 | 22,69% | 12 | 6,59% | +42 | +16,10% |
| AfD | 31 | 13,03% | 10 | 5,49% | +21 | +7,54% |
| DIE LINKE | 18 | 7,56% | 19 | 10,44% | -1 | -2,88% |
| FDP | 10 | 4,20% | 6 | 3,30% | +4 | +0,90% |
| PIRATEN | 3 | 1,26% | 7 | 3,85% | -4 | -2,59% |
| Tierschutzpartei | 6 | 2,52% | 3 | 1,65% | +3 | +0,87% |
| NPD | 0 | 0,00% | 5 | 2,75% | -5 | -2,75% |
| Die PARTEI | 7 | 2,94% | 5 | 2,75% | +2 | +0,19% |
| FAMILIE | 1 | 0,42% | 1 | 0,55% | 0 | -0,13% |
| FREIE WÄHLER | 0 | 0,00% | 0 | 0,00% | 0 | 0,00% |
| Volksabstimmung | 1 | 0,42% | 0 | 0,00% | +1 | +0,42% |
| ÖDP | 0 | 0,00% | 0 | 0,00% | 0 | 0,00% |
| DKP | 1 | 0,42% | 1 | 0,55% | 0 | -0,13% |
| MLPD | 0 | 0,00% | 0 | 0,00% | 0 | 0,00% |
| BP | 0 | 0,00% | 0 | 0,00% | 0 | 0,00% |
| SGP | 0 | 0,00% | 0 | 0,00% | 0 | 0,00% |
| TIERSCHUTZ hier! | 2 | 0,84% | -/- | -/- | +2 | +0,84% |
| Tierschutzallianz | 1 | 0,42% | -/- | -/- | +1 | +0,42% |
| Bündnis C | 0 | 0,00% | -/- | -/- | 0 | 0,00% |
| BIG | 11 | 4,62% | -/- | -/- | +11 | +4,62% |
| BGE | 1 | 0,42% | -/- | -/- | +1 | +0,42% |
| DIE DIREKTE! | 0 | 0,00% | -/- | -/- | 0 | 0,00% |
| DiEM25 | 2 | 0,84% | -/- | -/- | +2 | +0,84% |
| III. Weg | 0 | 0,00% | -/- | -/- | 0 | 0,00% |
| Die Grauen | 1 | 0,42% | -/- | -/- | +1 | +0,42% |
| DIE RECHTE | 0 | 0,00% | -/- | -/- | 0 | 0,00% |
| DIE VIOLETTEN | 0 | 0,00% | -/- | -/- | 0 | 0,00% |
| LIEBE | 0 | 0,00% | -/- | -/- | 0 | 0,00% |
| DIE FRAUEN | 0 | 0,00% | -/- | -/- | 0 | 0,00% |
| Graue Panther | 0 | 0,00% | -/- | -/- | 0 | 0,00% |
| LKR | 0 | 0,00% | -/- | -/- | 0 | 0,00% |
| MENSCHLICHE WELT | 1 | 0,42% | -/- | -/- | +1 | +0,42% |
| NL | 1 | 0,42% | -/- | -/- | +1 | +0,42% |

| Partei | EW 2019 Stimmen | EW 2019 Prozent | EW 2014 Stimmen | EW 2014 Prozent | Differenz Stimmen | Differenz In Prozent |
|---------------------------------|--------------------|--------------------|--------------------|--------------------|----------------------|-------------------------|
| ÖkoLinX | 1 | 0,42% | -/- | -/- | +1 | +0,42% |
| Die Humanisten | 0 | 0,00% | -/- | -/- | 0 | 0,00% |
| PARTEI FÜR DIE TIERE | 0 | 0,00% | -/- | -/- | 0 | 0,00% |
| Gesundheitsforschung | 2 | 0,84% | -/- | -/- | +2 | +0,84% |
| Volt | 1 | 0,42% | -/- | -/- | +1 | +0,42% |
| AUF | -/- | -/- | 0 | 0,00% | 0 | 0,00% |
| BüSo | -/- | -/- | 0 | 0,00% | 0 | 0,00% |
| CM | -/- | -/- | 0 | 0,00% | 0 | 0,00% |
| REP | -/- | -/- | 2 | 1,10% | -2 | -1,10% |
| PBC | -/- | -/- | 0 | 0,00% | 0 | 0,00% |
| PRO NRW | -/- | -/- | 2 | 1,10% | -2 | -1,10% |

16.6 Regenbogenschule

| | EW 2019 | EW 2014 | Differenz |
|-----------------------------------|---------------|---------------|---------------|
| Wahlbeteiligung | 35,78% | 28,62% | +7,16% |
| Wahlberechtigte insgesamt | 930 | 913 | +17 |
| Wahlberechtigte ohne Sperrvermerk | 858 | 828 | +30 |
| Wahlberechtigte mit Sperrvermerk | 72 | 85 | -13 |
| Wahlberechtigte § 24 Abs. 2 EuWO | 0 | 0 | 0 |
| Wähler insgesamt | 307 | 237 | +70 |
| Wähler mit Wahlschein | 0 | 1 | -1 |
| Ungültige Stimmen | 2 | 2 | 0 |
| Gültige Stimmen | 305 | 235 | +70 |

| | CDU | SPD | GRÜNE | AfD | LINKE | FDP | BIG | Sonstige |
|-------------------|------------|------------|--------------|------------|--------------|------------|------------|-----------------|
| In Prozent | 11,15% | 19,67% | 20,33% | 13,11% | 7,87% | 4,92% | 5,57% | 17,38% |
| Stimmen | 34 | 60 | 62 | 40 | 24 | 15 | 17 | 53 |
| Partei | CDU | SPD | GRÜNE | AfD | LINKE | FDP | BIG | Sonstige |

| | | | | | | | | |
|---------------------------|------------|------------|--------------|------------|--------------|------------|------------|-----------------|
| Gewinn In Prozent | | | +8,84% | +10,13% | | +1,94% | +5,57% | +4,61% |
| Verlust In Prozent | -7,57% | -19,90% | | | -3,62% | | | |
| Partei | CDU | SPD | GRÜNE | AfD | LINKE | FDP | BIG | Sonstige |

| Partei | EW 2019 Stimmen | EW 2019 Prozent | EW 2014 Stimmen | EW 2014 Prozent | Differenz Stimmen | Differenz In Prozent |
|---------------------|--------------------|--------------------|--------------------|--------------------|----------------------|-------------------------|
| CDU | 34 | 11,15% | 44 | 18,72% | -10 | -7,57% |
| SPD | 60 | 19,67% | 93 | 39,57% | -33 | -19,90% |
| GRÜNE | 62 | 20,33% | 27 | 11,49% | +35 | +8,84% |
| AfD | 40 | 13,11% | 7 | 2,98% | +33 | +10,13% |
| DIE LINKE | 24 | 7,87% | 27 | 11,49% | -3 | -3,62% |
| FDP | 15 | 4,92% | 7 | 2,98% | +8 | +1,94% |
| PIRATEN | 12 | 3,93% | 8 | 3,40% | +4 | +0,53% |
| Tierschutzpartei | 6 | 1,97% | 0 | 0,00% | +6 | +1,97% |
| NPD | 0 | 0,00% | 5 | 2,13% | -5 | -2,13% |
| Die PARTEI | 13 | 4,26% | 5 | 2,13% | +8 | +2,13% |
| FAMILIE | 0 | 0,00% | 1 | 0,43% | -1 | -0,43% |
| FREIE WÄHLER | 2 | 0,66% | 0 | 0,00% | +2 | +0,66% |
| Volksabstimmung | 1 | 0,33% | 1 | 0,43% | 0 | -0,10% |
| ÖDP | 5 | 1,64% | 1 | 0,43% | +4 | +1,21% |
| DKP | 1 | 0,33% | 0 | 0,00% | +1 | +0,33% |
| MLPD | 2 | 0,66% | 2 | 0,85% | 0 | -0,19% |
| BP | 0 | 0,00% | 0 | 0,00% | 0 | 0,00% |
| SGP | 0 | 0,00% | 0 | 0,00% | 0 | 0,00% |
| TIERSCHUTZ hier! | 0 | 0,00% | -/- | -/- | 0 | 0,00% |
| Tierschutzallianz | 1 | 0,33% | -/- | -/- | +1 | +0,33% |
| Bündnis C | 0 | 0,00% | -/- | -/- | 0 | 0,00% |
| BIG | 17 | 5,57% | -/- | -/- | +17 | +5,57% |
| BGE | 0 | 0,00% | -/- | -/- | 0 | 0,00% |
| DIE DIREKTE! | 0 | 0,00% | -/- | -/- | 0 | 0,00% |
| DiEM25 | 1 | 0,33% | -/- | -/- | +1 | +0,33% |
| III. Weg | 0 | 0,00% | -/- | -/- | 0 | 0,00% |
| Die Grauen | 0 | 0,00% | -/- | -/- | 0 | 0,00% |
| DIE RECHTE | 1 | 0,33% | -/- | -/- | +1 | +0,33% |
| DIE VIOLETTEN | 0 | 0,00% | -/- | -/- | 0 | 0,00% |
| LIEBE | 0 | 0,00% | -/- | -/- | 0 | 0,00% |
| DIE FRAUEN | 0 | 0,00% | -/- | -/- | 0 | 0,00% |
| Graue Panther | 0 | 0,00% | -/- | -/- | 0 | 0,00% |
| LKR | 0 | 0,00% | -/- | -/- | 0 | 0,00% |
| MENSCHLICHE WELT | 0 | 0,00% | -/- | -/- | 0 | 0,00% |
| NL | 0 | 0,00% | -/- | -/- | 0 | 0,00% |

| Partei | EW 2019 Stimmen | EW 2019 Prozent | EW 2014 Stimmen | EW 2014 Prozent | Differenz Stimmen | Differenz In Prozent |
|---------------------------------|--------------------|--------------------|--------------------|--------------------|----------------------|-------------------------|
| ÖkoLinX | 0 | 0,00% | -/- | -/- | 0 | 0,00% |
| Die Humanisten | 2 | 0,66% | -/- | -/- | +2 | +0,66% |
| PARTEI FÜR DIE TIERE | 0 | 0,00% | -/- | -/- | 0 | 0,00% |
| Gesundheitsforschung | 0 | 0,00% | -/- | -/- | 0 | 0,00% |
| Volt | 6 | 1,97% | -/- | -/- | +6 | +1,97% |
| AUF | -/- | -/- | 0 | 0,00% | 0 | 0,00% |
| BüSo | -/- | -/- | 0 | 0,00% | 0 | 0,00% |
| CM | -/- | -/- | 0 | 0,00% | 0 | 0,00% |
| REP | -/- | -/- | 5 | 2,13% | -5 | -2,13% |
| PBC | -/- | -/- | 0 | 0,00% | 0 | 0,00% |
| PRO NRW | -/- | -/- | 2 | 0,85% | -2 | -0,85% |

16.7 Kita Krokobär

| | EW 2019 | EW 2014 | Differenz |
|-----------------------------------|---------------|---------------|----------------|
| Wahlbeteiligung | 43,98% | 30,81% | +13,17% |
| Wahlberechtigte insgesamt | 627 | 662 | -35 |
| Wahlberechtigte ohne Sperrvermerk | 573 | 620 | -47 |
| Wahlberechtigte mit Sperrvermerk | 54 | 42 | +12 |
| Wahlberechtigte § 24 Abs. 2 EuWO | 0 | 0 | 0 |
| Wähler insgesamt | 252 | 191 | +61 |
| Wähler mit Wahlschein | 1 | 0 | +1 |
| Ungültige Stimmen | 3 | 3 | 0 |
| Gültige Stimmen | 249 | 188 | +61 |

| | | | | | | | | |
|-------------------|------------|------------|--------------|------------|--------------|------------|---------------|-----------------|
| In Prozent | 12,85% | 14,46% | 27,31% | 12,05% | 9,64% | 6,02% | 4,82% | 12,85% |
| Stimmen | 32 | 36 | 68 | 30 | 24 | 15 | 12 | 32 |
| Partei | CDU | SPD | GRÜNE | AfD | LINKE | FDP | PARTEI | Sonstige |

| | | | | | | | | |
|---------------------------|------------|------------|--------------|------------|--------------|------------|---------------|-----------------|
| Gewinn In Prozent | | | +18,27% | +4,07% | +0,60% | +2,83% | +2,16% | +3,81% |
| Verlust In Prozent | -11,62% | -20,11% | | | | | | |
| Partei | CDU | SPD | GRÜNE | AfD | LINKE | FDP | PARTEI | Sonstige |

| Partei | EW 2019 Stimmen | EW 2019 Prozent | EW 2014 Stimmen | EW 2014 Prozent | Differenz Stimmen | Differenz In Prozent |
|---------------------|--------------------|--------------------|--------------------|--------------------|----------------------|-------------------------|
| CDU | 32 | 12,85% | 46 | 24,47% | -14 | -11,62% |
| SPD | 36 | 14,46% | 65 | 34,57% | -29 | -20,11% |
| GRÜNE | 68 | 27,31% | 17 | 9,04% | +51 | +18,27% |
| AfD | 30 | 12,05% | 15 | 7,98% | +15 | +4,07% |
| DIE LINKE | 24 | 9,64% | 17 | 9,04% | +7 | +0,60% |
| FDP | 15 | 6,02% | 6 | 3,19% | +9 | +2,83% |
| PIRATEN | 4 | 1,61% | 8 | 4,26% | -4 | -2,65% |
| Tierschutzpartei | 6 | 2,41% | 2 | 1,06% | +4 | +1,35% |
| NPD | 0 | 0,00% | 3 | 1,60% | -3 | -1,60% |
| Die PARTEI | 12 | 4,82% | 5 | 2,66% | +7 | +2,16% |
| FAMILIE | 2 | 0,80% | 0 | 0,00% | +2 | +0,80% |
| FREIE WÄHLER | 2 | 0,80% | 1 | 0,53% | +1 | +0,27% |
| Volksabstimmung | 1 | 0,40% | 0 | 0,00% | +1 | +0,40% |
| ÖDP | 1 | 0,40% | 2 | 1,06% | -1 | -0,66% |
| DKP | 0 | 0,00% | 0 | 0,00% | 0 | 0,00% |
| MLPD | 0 | 0,00% | 0 | 0,00% | 0 | 0,00% |
| BP | 0 | 0,00% | 0 | 0,00% | 0 | 0,00% |
| SGP | 0 | 0,00% | 0 | 0,00% | 0 | 0,00% |
| TIERSCHUTZ hier! | 0 | 0,00% | -/- | -/- | 0 | 0,00% |
| Tierschutzallianz | 0 | 0,00% | -/- | -/- | 0 | 0,00% |
| Bündnis C | 0 | 0,00% | -/- | -/- | 0 | 0,00% |
| BIG | 0 | 0,00% | -/- | -/- | 0 | 0,00% |
| BGE | 1 | 0,40% | -/- | -/- | +1 | +0,40% |
| DIE DIREKTE! | 0 | 0,00% | -/- | -/- | 0 | 0,00% |
| DiEM25 | 2 | 0,80% | -/- | -/- | +2 | +0,80% |
| III. Weg | 0 | 0,00% | -/- | -/- | 0 | 0,00% |
| Die Grauen | 0 | 0,00% | -/- | -/- | 0 | 0,00% |
| DIE RECHTE | 0 | 0,00% | -/- | -/- | 0 | 0,00% |
| DIE VIOLETTEN | 0 | 0,00% | -/- | -/- | 0 | 0,00% |
| LIEBE | 0 | 0,00% | -/- | -/- | 0 | 0,00% |
| DIE FRAUEN | 1 | 0,40% | -/- | -/- | +1 | +0,40% |
| Graue Panther | 2 | 0,80% | -/- | -/- | +2 | +0,80% |
| LKR | 0 | 0,00% | -/- | -/- | 0 | 0,00% |
| MENSCHLICHE WELT | 1 | 0,40% | -/- | -/- | +1 | +0,40% |
| NL | 0 | 0,00% | -/- | -/- | 0 | 0,00% |

| Partei | EW 2019 Stimmen | EW 2019 Prozent | EW 2014 Stimmen | EW 2014 Prozent | Differenz Stimmen | Differenz In Prozent |
|---------------------------------|--------------------|--------------------|--------------------|--------------------|----------------------|-------------------------|
| ÖkoLinX | 1 | 0,40% | -/- | -/- | +1 | +0,40% |
| Die Humanisten | 2 | 0,80% | -/- | -/- | +2 | +0,80% |
| PARTEI FÜR DIE TIERE | 2 | 0,80% | -/- | -/- | +2 | +0,80% |
| Gesundheitsforschung | 0 | 0,00% | -/- | -/- | 0 | 0,00% |
| Volt | 4 | 1,61% | -/- | -/- | +4 | +1,61% |
| AUF | -/- | -/- | 1 | 0,53% | -1 | -0,53% |
| BüSo | -/- | -/- | 0 | 0,00% | 0 | 0,00% |
| CM | -/- | -/- | 0 | 0,00% | 0 | 0,00% |
| REP | -/- | -/- | 0 | 0,00% | 0 | 0,00% |
| PBC | -/- | -/- | 0 | 0,00% | 0 | 0,00% |
| PRO NRW | -/- | -/- | 0 | 0,00% | 0 | 0,00% |

16.9 Briefwahlbezirk 16

| | EW 2019 | EW 2014 | Differenz |
|-----------------------|---------|---------|-----------|
| Wähler mit Wahrschein | 322 | 405 | -83 |
| Ungültige Stimmen | 3 | 15 | -12 |
| Gültige Stimmen | 319 | 390 | -71 |

| | | | | | | | | |
|-------------------|------------|------------|--------------|------------|--------------|------------|---------------|-----------------|
| In Prozent | 17,24% | 24,45% | 22,26% | 10,66% | 5,96% | 7,21% | 3,45% | 8,78% |
| Stimmen | 55 | 78 | 71 | 34 | 19 | 23 | 11 | 28 |
| Partei | CDU | SPD | GRÜNE | AfD | LINKE | FDP | PARTEI | Sonstige |

| | | | | | | | | |
|---------------------------|------------|------------|--------------|------------|--------------|------------|---------------|-----------------|
| Gewinn In Prozent | +0,83% | | +16,88% | +6,04% | +1,86% | +3,88% | +1,66% | +3,40% |
| Verlust In Prozent | | -34,52% | | | | | | |
| Partei | CDU | SPD | GRÜNE | AfD | LINKE | FDP | PARTEI | Sonstige |

| Partei | EW 2019 Stimmen | EW 2019 Prozent | EW 2014 Stimmen | EW 2014 Prozent | Differenz Stimmen | Differenz In Prozent |
|---------------------|--------------------|--------------------|--------------------|--------------------|----------------------|-------------------------|
| CDU | 55 | 17,24% | 64 | 16,41% | -9 | +0,83% |
| SPD | 78 | 24,45% | 230 | 58,97% | -152 | -34,52% |
| GRÜNE | 71 | 22,26% | 21 | 5,38% | +50 | +16,88% |
| AfD | 34 | 10,66% | 18 | 4,62% | +16 | +6,04% |
| DIE LINKE | 19 | 5,96% | 16 | 4,10% | +3 | +1,86% |
| FDP | 23 | 7,21% | 13 | 3,33% | +10 | +3,88% |
| PIRATEN | 5 | 1,57% | 6 | 1,54% | -1 | +0,03% |
| Tierschutzpartei | 2 | 0,63% | 2 | 0,51% | 0 | +0,12% |
| NPD | 1 | 0,31% | 1 | 0,26% | 0 | +0,05% |
| Die PARTEI | 11 | 3,45% | 7 | 1,79% | +4 | +1,66% |
| FAMILIE | 2 | 0,63% | 4 | 1,03% | -2 | -0,40% |
| FREIE WÄHLER | 0 | 0,00% | 4 | 1,03% | -4 | -1,03% |
| Volksabstimmung | 5 | 1,57% | 1 | 0,26% | +4 | +1,31% |
| ÖDP | 0 | 0,00% | 0 | 0,00% | 0 | 0,00% |
| DKP | 1 | 0,31% | 0 | 0,00% | +1 | +0,31% |
| MLPD | 0 | 0,00% | 0 | 0,00% | 0 | 0,00% |
| BP | 0 | 0,00% | 0 | 0,00% | 0 | 0,00% |
| SGP | 0 | 0,00% | 0 | 0,00% | 0 | 0,00% |
| TIERSCHUTZ hier! | 0 | 0,00% | -/- | -/- | 0 | 0,00% |
| Tierschutzallianz | 2 | 0,63% | -/- | -/- | +2 | +0,63% |
| Bündnis C | 0 | 0,00% | -/- | -/- | 0 | 0,00% |
| BIG | 0 | 0,00% | -/- | -/- | 0 | 0,00% |
| BGE | 1 | 0,31% | -/- | -/- | +1 | +0,31% |
| DIE DIREKTE! | 0 | 0,00% | -/- | -/- | 0 | 0,00% |
| DiEM25 | 1 | 0,31% | -/- | -/- | +1 | +0,31% |
| III. Weg | 0 | 0,00% | -/- | -/- | 0 | 0,00% |
| Die Grauen | 0 | 0,00% | -/- | -/- | 0 | 0,00% |
| DIE RECHTE | 0 | 0,00% | -/- | -/- | 0 | 0,00% |
| DIE VIOLETTEN | 1 | 0,31% | -/- | -/- | +1 | +0,31% |
| LIEBE | 1 | 0,31% | -/- | -/- | +1 | +0,31% |
| DIE FRAUEN | 1 | 0,31% | -/- | -/- | +1 | +0,31% |
| Graue Panther | 1 | 0,31% | -/- | -/- | +1 | +0,31% |
| LKR | 0 | 0,00% | -/- | -/- | 0 | 0,00% |
| MENSCHLICHE WELT | 0 | 0,00% | -/- | -/- | 0 | 0,00% |
| NL | 0 | 0,00% | -/- | -/- | 0 | 0,00% |

| Partei | EW 2019 Stimmen | EW 2019 Prozent | EW 2014 Stimmen | EW 2014 Prozent | Differenz Stimmen | Differenz In Prozent |
|---------------------------------|--------------------|--------------------|--------------------|--------------------|----------------------|-------------------------|
| ÖkoLinX | 0 | 0,00% | -/- | -/- | 0 | 0,00% |
| Die Humanisten | 0 | 0,00% | -/- | -/- | 0 | 0,00% |
| PARTEI FÜR DIE TIERE | 0 | 0,00% | -/- | -/- | 0 | 0,00% |
| Gesundheitsforschung | 0 | 0,00% | -/- | -/- | 0 | 0,00% |
| Volt | 4 | 1,25% | -/- | -/- | +4 | +1,25% |
| AUF | -/- | -/- | 0 | 0,00% | 0 | 0,00% |
| BüSo | -/- | -/- | 0 | 0,00% | 0 | 0,00% |
| CM | -/- | -/- | 0 | 0,00% | 0 | 0,00% |
| REP | -/- | -/- | 0 | 0,00% | 0 | 0,00% |
| PBC | -/- | -/- | 0 | 0,00% | 0 | 0,00% |
| PRO NRW | -/- | -/- | 3 | 0,77% | -3 | -0,77% |

17.1 Glashaus Greve

| | EW 2019 | EW 2014 | Differenz |
|-----------------------------------|---------------|---------------|---------------|
| Wahlbeteiligung | 33,48% | 27,26% | +6,22% |
| Wahlberechtigte insgesamt | 728 | 753 | -25 |
| Wahlberechtigte ohne Sperrvermerk | 675 | 708 | -33 |
| Wahlberechtigte mit Sperrvermerk | 53 | 45 | +8 |
| Wahlberechtigte § 24 Abs. 2 EuWO | 0 | 0 | 0 |
| Wähler insgesamt | 226 | 193 | +33 |
| Wähler mit Wahlschein | 1 | 1 | 0 |
| Ungültige Stimmen | 4 | 4 | 0 |
| Gültige Stimmen | 222 | 189 | +33 |

| | | | | | | | | |
|-------------------|------------|------------|--------------|------------|--------------|------------|--------------|-----------------|
| In Prozent | 18,47% | 19,82% | 19,82% | 14,41% | 8,11% | 4,95% | 2,25% | 12,16% |
| Stimmen | 41 | 44 | 44 | 32 | 18 | 11 | 5 | 27 |
| Partei | CDU | SPD | GRÜNE | AfD | LINKE | FDP | TIERE | Sonstige |

| | | | | | | | | |
|---------------------------|------------|------------|--------------|------------|--------------|------------|--------------|-----------------|
| Gewinn In Prozent | | | +12,94% | +9,12% | | +2,30% | +2,25% | +2,64% |
| Verlust In Prozent | -9,57% | -16,16% | | | -3,53% | | | |
| Partei | CDU | SPD | GRÜNE | AfD | LINKE | FDP | TIERE | Sonstige |

| Partei | EW 2019 Stimmen | EW 2019 Prozent | EW 2014 Stimmen | EW 2014 Prozent | Differenz Stimmen | Differenz In Prozent |
|---------------------|--------------------|--------------------|--------------------|--------------------|----------------------|-------------------------|
| CDU | 41 | 18,47% | 53 | 28,04% | -12 | -9,57% |
| SPD | 44 | 19,82% | 68 | 35,98% | -24 | -16,16% |
| GRÜNE | 44 | 19,82% | 13 | 6,88% | +31 | +12,94% |
| AfD | 32 | 14,41% | 10 | 5,29% | +22 | +9,12% |
| DIE LINKE | 18 | 8,11% | 22 | 11,64% | -4 | -3,53% |
| FDP | 11 | 4,95% | 5 | 2,65% | +6 | +2,30% |
| PIRATEN | 2 | 0,90% | 4 | 2,12% | -2 | -1,22% |
| Tierschutzpartei | 4 | 1,80% | 5 | 2,65% | -1 | -0,85% |
| NPD | 1 | 0,45% | 2 | 1,06% | -1 | -0,61% |
| Die PARTEI | 4 | 1,80% | 0 | 0,00% | +4 | +1,80% |
| FAMILIE | 2 | 0,90% | 0 | 0,00% | +2 | +0,90% |
| FREIE WÄHLER | 2 | 0,90% | 2 | 1,06% | 0 | -0,16% |
| Volksabstimmung | 0 | 0,00% | 2 | 1,06% | -2 | -1,06% |
| ÖDP | 2 | 0,90% | 1 | 0,53% | +1 | +0,37% |
| DKP | 0 | 0,00% | 0 | 0,00% | 0 | 0,00% |
| MLPD | 0 | 0,00% | 0 | 0,00% | 0 | 0,00% |
| BP | 0 | 0,00% | 0 | 0,00% | 0 | 0,00% |
| SGP | 0 | 0,00% | 0 | 0,00% | 0 | 0,00% |
| TIERSCHUTZ hier! | 0 | 0,00% | -/- | -/- | 0 | 0,00% |
| Tierschutzallianz | 0 | 0,00% | -/- | -/- | 0 | 0,00% |
| Bündnis C | 0 | 0,00% | -/- | -/- | 0 | 0,00% |
| BIG | 0 | 0,00% | -/- | -/- | 0 | 0,00% |
| BGE | 0 | 0,00% | -/- | -/- | 0 | 0,00% |
| DIE DIREKTE! | 0 | 0,00% | -/- | -/- | 0 | 0,00% |
| DiEM25 | 1 | 0,45% | -/- | -/- | +1 | +0,45% |
| III. Weg | 0 | 0,00% | -/- | -/- | 0 | 0,00% |
| Die Grauen | 0 | 0,00% | -/- | -/- | 0 | 0,00% |
| DIE RECHTE | 1 | 0,45% | -/- | -/- | +1 | +0,45% |
| DIE VIOLETTEN | 0 | 0,00% | -/- | -/- | 0 | 0,00% |
| LIEBE | 1 | 0,45% | -/- | -/- | +1 | +0,45% |
| DIE FRAUEN | 1 | 0,45% | -/- | -/- | +1 | +0,45% |
| Graue Panther | 1 | 0,45% | -/- | -/- | +1 | +0,45% |
| LKR | 0 | 0,00% | -/- | -/- | 0 | 0,00% |
| MENSCHLICHE WELT | 0 | 0,00% | -/- | -/- | 0 | 0,00% |
| NL | 0 | 0,00% | -/- | -/- | 0 | 0,00% |

| Partei | EW 2019 Stimmen | EW 2019 Prozent | EW 2014 Stimmen | EW 2014 Prozent | Differenz Stimmen | Differenz In Prozent |
|---------------------------------|--------------------|--------------------|--------------------|--------------------|----------------------|-------------------------|
| ÖkoLinX | 0 | 0,00% | -/- | -/- | 0 | 0,00% |
| Die Humanisten | 2 | 0,90% | -/- | -/- | +2 | +0,90% |
| PARTEI FÜR DIE TIERE | 5 | 2,25% | -/- | -/- | +5 | +2,25% |
| Gesundheitsforschung | 2 | 0,90% | -/- | -/- | +2 | +0,90% |
| Volt | 1 | 0,45% | -/- | -/- | +1 | +0,45% |
| AUF | -/- | -/- | 0 | 0,00% | 0 | 0,00% |
| BüSo | -/- | -/- | 0 | 0,00% | 0 | 0,00% |
| CM | -/- | -/- | 0 | 0,00% | 0 | 0,00% |
| REP | -/- | -/- | 1 | 0,53% | -1 | -0,53% |
| PBC | -/- | -/- | 0 | 0,00% | 0 | 0,00% |
| PRO NRW | -/- | -/- | 1 | 0,53% | -1 | -0,53% |

17.2 Pestalozzischule

| | EW 2019 | EW 2014 | Differenz |
|-----------------------------------|---------------|---------------|---------------|
| Wahlbeteiligung | 43,54% | 34,11% | +9,43% |
| Wahlberechtigte insgesamt | 1.312 | 1.254 | +58 |
| Wahlberechtigte ohne Sperrvermerk | 1.146 | 1.123 | +23 |
| Wahlberechtigte mit Sperrvermerk | 166 | 131 | +35 |
| Wahlberechtigte § 24 Abs. 2 EuWO | 0 | 0 | 0 |
| Wähler insgesamt | 499 | 383 | +116 |
| Wähler mit Wahlschein | 1 | 1 | 0 |
| Ungültige Stimmen | 3 | 6 | -3 |
| Gültige Stimmen | 496 | 377 | +119 |

| | | | | | | | | |
|-------------------|------------|------------|--------------|------------|--------------|------------|--------------|-----------------|
| In Prozent | 20,16% | 20,16% | 29,44% | 7,86% | 4,64% | 5,04% | 2,42% | 10,28% |
| Stimmen | 100 | 100 | 146 | 39 | 23 | 25 | 12 | 51 |
| Partei | CDU | SPD | GRÜNE | AfD | LINKE | FDP | Tiers | Sonstige |

| | | | | | | | | |
|---------------------------|------------|------------|--------------|------------|--------------|------------|--------------|-----------------|
| Gewinn In Prozent | | | +18,56% | +0,17% | | +1,33% | +0,83% | +3,12% |
| Verlust In Prozent | -9,28% | -12,20% | | | -2,52% | | | |
| Partei | CDU | SPD | GRÜNE | AfD | LINKE | FDP | Tiers | Sonstige |

| Partei | EW 2019 Stimmen | EW 2019 Prozent | EW 2014 Stimmen | EW 2014 Prozent | Differenz Stimmen | Differenz In Prozent |
|---------------------|--------------------|--------------------|--------------------|--------------------|----------------------|-------------------------|
| CDU | 100 | 20,16% | 111 | 29,44% | -11 | -9,28% |
| SPD | 100 | 20,16% | 122 | 32,36% | -22 | -12,20% |
| GRÜNE | 146 | 29,44% | 41 | 10,88% | +105 | +18,56% |
| AfD | 39 | 7,86% | 29 | 7,69% | +10 | +0,17% |
| DIE LINKE | 23 | 4,64% | 27 | 7,16% | -4 | -2,52% |
| FDP | 25 | 5,04% | 14 | 3,71% | +11 | +1,33% |
| PIRATEN | 5 | 1,01% | 6 | 1,59% | -1 | -0,58% |
| Tierschutzpartei | 12 | 2,42% | 6 | 1,59% | +6 | +0,83% |
| NPD | 1 | 0,20% | 5 | 1,33% | -4 | -1,13% |
| Die PARTEI | 12 | 2,42% | 0 | 0,00% | +12 | +2,42% |
| FAMILIE | 3 | 0,60% | 2 | 0,53% | +1 | +0,07% |
| FREIE WÄHLER | 4 | 0,81% | 7 | 1,86% | -3 | -1,05% |
| Volksabstimmung | 2 | 0,40% | 0 | 0,00% | +2 | +0,40% |
| ÖDP | 5 | 1,01% | 1 | 0,27% | +4 | +0,74% |
| DKP | 0 | 0,00% | 1 | 0,27% | -1 | -0,27% |
| MLPD | 1 | 0,20% | 0 | 0,00% | +1 | +0,20% |
| BP | 1 | 0,20% | 0 | 0,00% | +1 | +0,20% |
| SGP | 0 | 0,00% | 0 | 0,00% | 0 | 0,00% |
| TIERSCHUTZ hier! | 1 | 0,20% | -/- | -/- | +1 | +0,20% |
| Tierschutzallianz | 0 | 0,00% | -/- | -/- | 0 | 0,00% |
| Bündnis C | 1 | 0,20% | -/- | -/- | +1 | +0,20% |
| BIG | 3 | 0,60% | -/- | -/- | +3 | +0,60% |
| BGE | 2 | 0,40% | -/- | -/- | +2 | +0,40% |
| DIE DIREKTE! | 0 | 0,00% | -/- | -/- | 0 | 0,00% |
| DiEM25 | 1 | 0,20% | -/- | -/- | +1 | +0,20% |
| III. Weg | 0 | 0,00% | -/- | -/- | 0 | 0,00% |
| Die Grauen | 0 | 0,00% | -/- | -/- | 0 | 0,00% |
| DIE RECHTE | 0 | 0,00% | -/- | -/- | 0 | 0,00% |
| DIE VIOLETTEN | 3 | 0,60% | -/- | -/- | +3 | +0,60% |
| LIEBE | 0 | 0,00% | -/- | -/- | 0 | 0,00% |
| DIE FRAUEN | 0 | 0,00% | -/- | -/- | 0 | 0,00% |
| Graue Panther | 0 | 0,00% | -/- | -/- | 0 | 0,00% |
| LKR | 0 | 0,00% | -/- | -/- | 0 | 0,00% |
| MENSCHLICHE WELT | 1 | 0,20% | -/- | -/- | +1 | +0,20% |
| NL | 0 | 0,00% | -/- | -/- | 0 | 0,00% |

| Partei | EW 2019 Stimmen | EW 2019 Prozent | EW 2014 Stimmen | EW 2014 Prozent | Differenz Stimmen | Differenz In Prozent |
|---------------------------------|--------------------|--------------------|--------------------|--------------------|----------------------|-------------------------|
| ÖkoLinX | 1 | 0,20% | -/- | -/- | +1 | +0,20% |
| Die Humanisten | 2 | 0,40% | -/- | -/- | +2 | +0,40% |
| PARTEI FÜR DIE TIERE | 0 | 0,00% | -/- | -/- | 0 | 0,00% |
| Gesundheitsforschung | 0 | 0,00% | -/- | -/- | 0 | 0,00% |
| Volt | 2 | 0,40% | -/- | -/- | +2 | +0,40% |
| AUF | -/- | -/- | 0 | 0,00% | 0 | 0,00% |
| BüSo | -/- | -/- | 0 | 0,00% | 0 | 0,00% |
| CM | -/- | -/- | 0 | 0,00% | 0 | 0,00% |
| REP | -/- | -/- | 3 | 0,80% | -3 | -0,80% |
| PBC | -/- | -/- | 1 | 0,27% | -1 | -0,27% |
| PRO NRW | -/- | -/- | 1 | 0,27% | -1 | -0,27% |

17.3 Pestalozzischule

| | EW 2019 | EW 2014 | Differenz |
|-----------------------------------|---------------|---------------|---------------|
| Wahlbeteiligung | 52,93% | 43,98% | +8,95% |
| Wahlberechtigte insgesamt | 1.240 | 1.234 | +6 |
| Wahlberechtigte ohne Sperrvermerk | 1.075 | 1.130 | -55 |
| Wahlberechtigte mit Sperrvermerk | 165 | 104 | +61 |
| Wahlberechtigte § 24 Abs. 2 EuWO | 0 | 0 | 0 |
| Wähler insgesamt | 569 | 497 | +72 |
| Wähler mit Wahlschein | 5 | 0 | +5 |
| Ungültige Stimmen | 5 | 5 | 0 |
| Gültige Stimmen | 564 | 492 | +72 |

| | | | | | | | | |
|-------------------|------------|------------|--------------|------------|--------------|------------|---------------|-----------------|
| In Prozent | 23,76% | 16,67% | 26,95% | 7,45% | 6,38% | 7,80% | 3,90% | 7,09% |
| Stimmen | 134 | 94 | 152 | 42 | 36 | 44 | 22 | 40 |
| Partei | CDU | SPD | GRÜNE | AfD | LINKE | FDP | PARTEI | Sonstige |

| | | | | | | | | |
|---------------------------|------------|------------|--------------|------------|--------------|------------|---------------|-----------------|
| Gewinn In Prozent | | | +16,99% | | | +3,94% | +3,09% | +1,20% |
| Verlust In Prozent | -4,70% | -19,31% | | -1,09% | -0,12% | | | |
| Partei | CDU | SPD | GRÜNE | AfD | LINKE | FDP | PARTEI | Sonstige |

| Partei | EW 2019 Stimmen | EW 2019 Prozent | EW 2014 Stimmen | EW 2014 Prozent | Differenz Stimmen | Differenz In Prozent |
|--------------------------|--------------------|--------------------|--------------------|--------------------|----------------------|-------------------------|
| CDU | 134 | 23,76% | 140 | 28,46% | -6 | -4,70% |
| SPD | 94 | 16,67% | 177 | 35,98% | -83 | -19,31% |
| GRÜNE | 152 | 26,95% | 49 | 9,96% | +103 | +16,99% |
| AfD | 42 | 7,45% | 42 | 8,54% | 0 | -1,09% |
| DIE LINKE | 36 | 6,38% | 32 | 6,50% | +4 | -0,12% |
| FDP | 44 | 7,80% | 19 | 3,86% | +25 | +3,94% |
| PIRATEN | 1 | 0,18% | 5 | 1,02% | -4 | -0,84% |
| Tierschutzpartei | 8 | 1,42% | 10 | 2,03% | -2 | -0,61% |
| NPD | 1 | 0,18% | 5 | 1,02% | -4 | -0,84% |
| Die PARTEI | 22 | 3,90% | 4 | 0,81% | +18 | +3,09% |
| FAMILIE | 5 | 0,89% | 2 | 0,41% | +3 | +0,48% |
| FREIE WÄHLER | 4 | 0,71% | 0 | 0,00% | +4 | +0,71% |
| Volksabstimmung | 1 | 0,18% | 0 | 0,00% | +1 | +0,18% |
| ÖDP | 0 | 0,00% | 1 | 0,20% | -1 | -0,20% |
| DKP | 0 | 0,00% | 0 | 0,00% | 0 | 0,00% |
| MLPD | 0 | 0,00% | 0 | 0,00% | 0 | 0,00% |
| BP | 0 | 0,00% | 2 | 0,41% | -2 | -0,41% |
| SGP | 0 | 0,00% | 0 | 0,00% | 0 | 0,00% |
| TIERSCHUTZ hier! | 2 | 0,35% | -/- | -/- | +2 | +0,35% |
| Tierschutzallianz | 3 | 0,53% | -/- | -/- | +3 | +0,53% |
| Bündnis C | 2 | 0,35% | -/- | -/- | +2 | +0,35% |
| BIG | 4 | 0,71% | -/- | -/- | +4 | +0,71% |
| BGE | 0 | 0,00% | -/- | -/- | 0 | 0,00% |
| DIE DIREKTE! | 0 | 0,00% | -/- | -/- | 0 | 0,00% |
| DiEM25 | 1 | 0,18% | -/- | -/- | +1 | +0,18% |
| III. Weg | 0 | 0,00% | -/- | -/- | 0 | 0,00% |
| Die Grauen | 1 | 0,18% | -/- | -/- | +1 | +0,18% |
| DIE RECHTE | 0 | 0,00% | -/- | -/- | 0 | 0,00% |
| DIE VIOLETTEN | 0 | 0,00% | -/- | -/- | 0 | 0,00% |
| LIEBE | 0 | 0,00% | -/- | -/- | 0 | 0,00% |
| DIE FRAUEN | 1 | 0,18% | -/- | -/- | +1 | +0,18% |
| Graue Panther | 0 | 0,00% | -/- | -/- | 0 | 0,00% |
| LKR | 0 | 0,00% | -/- | -/- | 0 | 0,00% |
| MENSCHLICHE WELT | 0 | 0,00% | -/- | -/- | 0 | 0,00% |
| NL | 0 | 0,00% | -/- | -/- | 0 | 0,00% |

| Partei | EW 2019 Stimmen | EW 2019 Prozent | EW 2014 Stimmen | EW 2014 Prozent | Differenz Stimmen | Differenz In Prozent |
|---------------------------------|--------------------|--------------------|--------------------|--------------------|----------------------|-------------------------|
| ÖkoLinX | 0 | 0,00% | -/- | -/- | 0 | 0,00% |
| Die Humanisten | 0 | 0,00% | -/- | -/- | 0 | 0,00% |
| PARTEI FÜR DIE TIERE | 3 | 0,53% | -/- | -/- | +3 | +0,53% |
| Gesundheitsforschung | 0 | 0,00% | -/- | -/- | 0 | 0,00% |
| Volt | 3 | 0,53% | -/- | -/- | +3 | +0,53% |
| AUF | -/- | -/- | 1 | 0,20% | -1 | -0,20% |
| BüSo | -/- | -/- | 0 | 0,00% | 0 | 0,00% |
| CM | -/- | -/- | 0 | 0,00% | 0 | 0,00% |
| REP | -/- | -/- | 1 | 0,20% | -1 | -0,20% |
| PBC | -/- | -/- | 0 | 0,00% | 0 | 0,00% |
| PRO NRW | -/- | -/- | 2 | 0,41% | -2 | -0,41% |

17.4 Pestalozzischule

| | EW 2019 | EW 2014 | Differenz |
|-----------------------------------|---------------|---------------|----------------|
| Wahlbeteiligung | 37,99% | 25,43% | +12,56% |
| Wahlberechtigte insgesamt | 1.163 | 1.236 | -73 |
| Wahlberechtigte ohne Sperrvermerk | 1.016 | 1.109 | -93 |
| Wahlberechtigte mit Sperrvermerk | 147 | 127 | +20 |
| Wahlberechtigte § 24 Abs. 2 EuWO | 0 | 0 | 0 |
| Wähler insgesamt | 386 | 282 | +104 |
| Wähler mit Wahlschein | 2 | 0 | +2 |
| Ungültige Stimmen | 8 | 4 | +4 |
| Gültige Stimmen | 378 | 278 | +100 |

| | | | | | | | | |
|-------------------|------------|------------|--------------|------------|--------------|------------|---------------|-----------------|
| In Prozent | 23,28% | 20,63% | 19,05% | 9,52% | 8,99% | 6,61% | 3,17% | 8,73% |
| Stimmen | 88 | 78 | 72 | 36 | 34 | 25 | 12 | 33 |
| Partei | CDU | SPD | GRÜNE | AfD | LINKE | FDP | PARTEI | Sonstige |

| | | | | | | | | |
|---------------------------|------------|------------|--------------|------------|--------------|------------|---------------|-----------------|
| Gewinn In Prozent | | | +9,34% | +4,48% | +1,08% | +1,57% | +1,73% | +3,33% |
| Verlust In Prozent | -7,30% | -14,26% | | | | | | |
| Partei | CDU | SPD | GRÜNE | AfD | LINKE | FDP | PARTEI | Sonstige |

| Partei | EW 2019 Stimmen | EW 2019 Prozent | EW 2014 Stimmen | EW 2014 Prozent | Differenz Stimmen | Differenz In Prozent |
|--------------------------|--------------------|--------------------|--------------------|--------------------|----------------------|-------------------------|
| CDU | 88 | 23,28% | 85 | 30,58% | +3 | -7,30% |
| SPD | 78 | 20,63% | 97 | 34,89% | -19 | -14,26% |
| GRÜNE | 72 | 19,05% | 27 | 9,71% | +45 | +9,34% |
| AfD | 36 | 9,52% | 14 | 5,04% | +22 | +4,48% |
| DIE LINKE | 34 | 8,99% | 22 | 7,91% | +12 | +1,08% |
| FDP | 25 | 6,61% | 14 | 5,04% | +11 | +1,57% |
| PIRATEN | 7 | 1,85% | 2 | 0,72% | +5 | +1,13% |
| Tierschutzpartei | 4 | 1,06% | 4 | 1,44% | 0 | -0,38% |
| NPD | 0 | 0,00% | 2 | 0,72% | -2 | -0,72% |
| Die PARTEI | 12 | 3,17% | 4 | 1,44% | +8 | +1,73% |
| FAMILIE | 3 | 0,79% | 0 | 0,00% | +3 | +0,79% |
| FREIE WÄHLER | 0 | 0,00% | 0 | 0,00% | 0 | 0,00% |
| Volksabstimmung | 0 | 0,00% | 0 | 0,00% | 0 | 0,00% |
| ÖDP | 2 | 0,53% | 1 | 0,36% | +1 | +0,17% |
| DKP | 0 | 0,00% | 0 | 0,00% | 0 | 0,00% |
| MLPD | 0 | 0,00% | 0 | 0,00% | 0 | 0,00% |
| BP | 0 | 0,00% | 0 | 0,00% | 0 | 0,00% |
| SGP | 0 | 0,00% | 0 | 0,00% | 0 | 0,00% |
| TIERSCHUTZ hier! | 0 | 0,00% | -/- | -/- | 0 | 0,00% |
| Tierschutzallianz | 0 | 0,00% | -/- | -/- | 0 | 0,00% |
| Bündnis C | 0 | 0,00% | -/- | -/- | 0 | 0,00% |
| BIG | 2 | 0,53% | -/- | -/- | +2 | +0,53% |
| BGE | 0 | 0,00% | -/- | -/- | 0 | 0,00% |
| DIE DIREKTE! | 0 | 0,00% | -/- | -/- | 0 | 0,00% |
| DiEM25 | 4 | 1,06% | -/- | -/- | +4 | +1,06% |
| III. Weg | 0 | 0,00% | -/- | -/- | 0 | 0,00% |
| Die Grauen | 2 | 0,53% | -/- | -/- | +2 | +0,53% |
| DIE RECHTE | 0 | 0,00% | -/- | -/- | 0 | 0,00% |
| DIE VIOLETTEN | 0 | 0,00% | -/- | -/- | 0 | 0,00% |
| LIEBE | 0 | 0,00% | -/- | -/- | 0 | 0,00% |
| DIE FRAUEN | 1 | 0,26% | -/- | -/- | +1 | +0,26% |
| Graue Panther | 0 | 0,00% | -/- | -/- | 0 | 0,00% |
| LKR | 0 | 0,00% | -/- | -/- | 0 | 0,00% |
| MENSCHLICHE WELT | 0 | 0,00% | -/- | -/- | 0 | 0,00% |
| NL | 0 | 0,00% | -/- | -/- | 0 | 0,00% |

| Partei | EW 2019 Stimmen | EW 2019 Prozent | EW 2014 Stimmen | EW 2014 Prozent | Differenz Stimmen | Differenz In Prozent |
|---------------------------------|--------------------|--------------------|--------------------|--------------------|----------------------|-------------------------|
| ÖkoLinX | 0 | 0,00% | -/- | -/- | 0 | 0,00% |
| Die Humanisten | 0 | 0,00% | -/- | -/- | 0 | 0,00% |
| PARTEI FÜR DIE TIERE | 1 | 0,26% | -/- | -/- | +1 | +0,26% |
| Gesundheitsforschung | 2 | 0,53% | -/- | -/- | +2 | +0,53% |
| Volt | 5 | 1,32% | -/- | -/- | +5 | +1,32% |
| AUF | -/- | -/- | 0 | 0,00% | 0 | 0,00% |
| BüSo | -/- | -/- | 0 | 0,00% | 0 | 0,00% |
| CM | -/- | -/- | 0 | 0,00% | 0 | 0,00% |
| REP | -/- | -/- | 4 | 1,44% | -4 | -1,44% |
| PBC | -/- | -/- | 0 | 0,00% | 0 | 0,00% |
| PRO NRW | -/- | -/- | 2 | 0,72% | -2 | -0,72% |

17.5 Gem.- Grundschule Krähenfeld

| | EW 2019 | EW 2014 | Differenz |
|-----------------------------------|---------------|---------------|---------------|
| Wahlbeteiligung | 26,09% | 23,43% | +2,66% |
| Wahlberechtigte insgesamt | 1.182 | 1.302 | -120 |
| Wahlberechtigte ohne Sperrvermerk | 1.100 | 1.246 | -146 |
| Wahlberechtigte mit Sperrvermerk | 82 | 56 | +26 |
| Wahlberechtigte § 24 Abs. 2 EuWO | 0 | 0 | 0 |
| Wähler insgesamt | 287 | 292 | -5 |
| Wähler mit Wahlschein | 0 | 0 | 0 |
| Ungültige Stimmen | 4 | 12 | -8 |
| Gültige Stimmen | 283 | 280 | +3 |

| In Prozent | 14,13% | 23,32% | 17,31% | 17,31% | 7,07% | 9,54% | 3,18% | 8,13% |
|------------|--------|--------|--------|--------|-------|-------|-------|----------|
| Stimmen | 40 | 66 | 49 | 49 | 20 | 27 | 9 | 23 |
| Partei | CDU | SPD | GRÜNE | AfD | LINKE | FDP | Tiers | Sonstige |

| | | | | | | | | |
|--------------------|---------|---------|--------|--------|--------|--------|--------|----------|
| Gewinn In Prozent | | | +9,81% | +9,81% | | +7,75% | +1,75% | +1,34% |
| Verlust In Prozent | -12,66% | -17,04% | | | -0,79% | | | |
| Partei | CDU | SPD | GRÜNE | AfD | LINKE | FDP | Tiers | Sonstige |

| Partei | EW 2019 Stimmen | EW 2019 Prozent | EW 2014 Stimmen | EW 2014 Prozent | Differenz Stimmen | Differenz In Prozent |
|---------------------|--------------------|--------------------|--------------------|--------------------|----------------------|-------------------------|
| CDU | 40 | 14,13% | 75 | 26,79% | -35 | -12,66% |
| SPD | 66 | 23,32% | 113 | 40,36% | -47 | -17,04% |
| GRÜNE | 49 | 17,31% | 21 | 7,50% | +28 | +9,81% |
| AfD | 49 | 17,31% | 21 | 7,50% | +28 | +9,81% |
| DIE LINKE | 20 | 7,07% | 22 | 7,86% | -2 | -0,79% |
| FDP | 27 | 9,54% | 5 | 1,79% | +22 | +7,75% |
| PIRATEN | 3 | 1,06% | 6 | 2,14% | -3 | -1,08% |
| Tierschutzpartei | 9 | 3,18% | 4 | 1,43% | +5 | +1,75% |
| NPD | 0 | 0,00% | 2 | 0,71% | -2 | -0,71% |
| Die PARTEI | 3 | 1,06% | 2 | 0,71% | +1 | +0,35% |
| FAMILIE | 2 | 0,71% | 1 | 0,36% | +1 | +0,35% |
| FREIE WÄHLER | 0 | 0,00% | 3 | 1,07% | -3 | -1,07% |
| Volksabstimmung | 0 | 0,00% | 1 | 0,36% | -1 | -0,36% |
| ÖDP | 0 | 0,00% | 1 | 0,36% | -1 | -0,36% |
| DKP | 0 | 0,00% | 0 | 0,00% | 0 | 0,00% |
| MLPD | 0 | 0,00% | 1 | 0,36% | -1 | -0,36% |
| BP | 0 | 0,00% | 0 | 0,00% | 0 | 0,00% |
| SGP | 0 | 0,00% | 0 | 0,00% | 0 | 0,00% |
| TIERSCHUTZ hier! | 1 | 0,35% | -/- | -/- | +1 | +0,35% |
| Tierschutzallianz | 0 | 0,00% | -/- | -/- | 0 | 0,00% |
| Bündnis C | 1 | 0,35% | -/- | -/- | +1 | +0,35% |
| BIG | 5 | 1,77% | -/- | -/- | +5 | +1,77% |
| BGE | 1 | 0,35% | -/- | -/- | +1 | +0,35% |
| DIE DIREKTE! | 1 | 0,35% | -/- | -/- | +1 | +0,35% |
| DiEM25 | 1 | 0,35% | -/- | -/- | +1 | +0,35% |
| III. Weg | 0 | 0,00% | -/- | -/- | 0 | 0,00% |
| Die Grauen | 0 | 0,00% | -/- | -/- | 0 | 0,00% |
| DIE RECHTE | 0 | 0,00% | -/- | -/- | 0 | 0,00% |
| DIE VIOLETTEN | 0 | 0,00% | -/- | -/- | 0 | 0,00% |
| LIEBE | 1 | 0,35% | -/- | -/- | +1 | +0,35% |
| DIE FRAUEN | 0 | 0,00% | -/- | -/- | 0 | 0,00% |
| Graue Panther | 0 | 0,00% | -/- | -/- | 0 | 0,00% |
| LKR | 0 | 0,00% | -/- | -/- | 0 | 0,00% |
| MENSCHLICHE WELT | 0 | 0,00% | -/- | -/- | 0 | 0,00% |
| NL | 0 | 0,00% | -/- | -/- | 0 | 0,00% |

| Partei | EW 2019 Stimmen | EW 2019 Prozent | EW 2014 Stimmen | EW 2014 Prozent | Differenz Stimmen | Differenz In Prozent |
|---------------------------------|--------------------|--------------------|--------------------|--------------------|----------------------|-------------------------|
| ÖkoLinX | 1 | 0,35% | -/- | -/- | +1 | +0,35% |
| Die Humanisten | 0 | 0,00% | -/- | -/- | 0 | 0,00% |
| PARTEI FÜR DIE TIERE | 0 | 0,00% | -/- | -/- | 0 | 0,00% |
| Gesundheitsforschung | 0 | 0,00% | -/- | -/- | 0 | 0,00% |
| Volt | 3 | 1,06% | -/- | -/- | +3 | +1,06% |
| AUF | -/- | -/- | 0 | 0,00% | 0 | 0,00% |
| BüSo | -/- | -/- | 0 | 0,00% | 0 | 0,00% |
| CM | -/- | -/- | 0 | 0,00% | 0 | 0,00% |
| REP | -/- | -/- | 0 | 0,00% | 0 | 0,00% |
| PBC | -/- | -/- | 1 | 0,36% | -1 | -0,36% |
| PRO NRW | -/- | -/- | 1 | 0,36% | -1 | -0,36% |

17.8 Seniorenzentrum Krefeld e.V.

| | EW 2019 | EW 2014 | Differenz |
|-----------------------------------|---------------|---------------|---------------|
| Wahlbeteiligung | 49,82% | 40,45% | +9,37% |
| Wahlberechtigte insgesamt | 950 | 947 | +3 |
| Wahlberechtigte ohne Sperrvermerk | 845 | 796 | +49 |
| Wahlberechtigte mit Sperrvermerk | 105 | 151 | -46 |
| Wahlberechtigte § 24 Abs. 2 EuWO | 0 | 0 | 0 |
| Wähler insgesamt | 421 | 322 | +99 |
| Wähler mit Wahlschein | 2 | 3 | -1 |
| Ungültige Stimmen | 11 | 5 | +6 |
| Gültige Stimmen | 410 | 317 | +93 |

| In Prozent | 34,15% | 17,80% | 16,34% | 9,27% | 6,34% | 7,80% | 1,71% | 6,59% |
|------------|--------|--------|--------|-------|-------|-------|--------|----------|
| Stimmen | 140 | 73 | 67 | 38 | 26 | 32 | 7 | 27 |
| Partei | CDU | SPD | GRÜNE | AfD | LINKE | FDP | PARTEI | Sonstige |

| | | | | | | | | |
|--------------------|--------|---------|--------|--------|--------|--------|--------|----------|
| Gewinn In Prozent | | | +7,82% | +4,85% | +0,66% | +3,70% | +1,71% | +0,60% |
| Verlust In Prozent | -3,07% | -16,27% | | | | | | |
| Partei | CDU | SPD | GRÜNE | AfD | LINKE | FDP | PARTEI | Sonstige |

| Partei | EW 2019 Stimmen | EW 2019 Prozent | EW 2014 Stimmen | EW 2014 Prozent | Differenz Stimmen | Differenz In Prozent |
|--------------------------|--------------------|--------------------|--------------------|--------------------|----------------------|-------------------------|
| CDU | 140 | 34,15% | 118 | 37,22% | +22 | -3,07% |
| SPD | 73 | 17,80% | 108 | 34,07% | -35 | -16,27% |
| GRÜNE | 67 | 16,34% | 27 | 8,52% | +40 | +7,82% |
| AfD | 38 | 9,27% | 14 | 4,42% | +24 | +4,85% |
| DIE LINKE | 26 | 6,34% | 18 | 5,68% | +8 | +0,66% |
| FDP | 32 | 7,80% | 13 | 4,10% | +19 | +3,70% |
| PIRATEN | 1 | 0,24% | 1 | 0,32% | 0 | -0,08% |
| Tierschutzpartei | 5 | 1,22% | 4 | 1,26% | +1 | -0,04% |
| NPD | 0 | 0,00% | 2 | 0,63% | -2 | -0,63% |
| Die PARTEI | 7 | 1,71% | 0 | 0,00% | +7 | +1,71% |
| FAMILIE | 2 | 0,49% | 2 | 0,63% | 0 | -0,14% |
| FREIE WÄHLER | 1 | 0,24% | 2 | 0,63% | -1 | -0,39% |
| Volksabstimmung | 0 | 0,00% | 1 | 0,32% | -1 | -0,32% |
| ÖDP | 1 | 0,24% | 2 | 0,63% | -1 | -0,39% |
| DKP | 0 | 0,00% | 2 | 0,63% | -2 | -0,63% |
| MLPD | 1 | 0,24% | 0 | 0,00% | +1 | +0,24% |
| BP | 0 | 0,00% | 0 | 0,00% | 0 | 0,00% |
| SGP | 0 | 0,00% | 0 | 0,00% | 0 | 0,00% |
| TIERSCHUTZ hier! | 1 | 0,24% | -/- | -/- | +1 | +0,24% |
| Tierschutzallianz | 0 | 0,00% | -/- | -/- | 0 | 0,00% |
| Bündnis C | 1 | 0,24% | -/- | -/- | +1 | +0,24% |
| BIG | 0 | 0,00% | -/- | -/- | 0 | 0,00% |
| BGE | 1 | 0,24% | -/- | -/- | +1 | +0,24% |
| DIE DIREKTE! | 1 | 0,24% | -/- | -/- | +1 | +0,24% |
| DiEM25 | 3 | 0,73% | -/- | -/- | +3 | +0,73% |
| III. Weg | 0 | 0,00% | -/- | -/- | 0 | 0,00% |
| Die Grauen | 2 | 0,49% | -/- | -/- | +2 | +0,49% |
| DIE RECHTE | 0 | 0,00% | -/- | -/- | 0 | 0,00% |
| DIE VIOLETTEN | 0 | 0,00% | -/- | -/- | 0 | 0,00% |
| LIEBE | 0 | 0,00% | -/- | -/- | 0 | 0,00% |
| DIE FRAUEN | 1 | 0,24% | -/- | -/- | +1 | +0,24% |
| Graue Panther | 1 | 0,24% | -/- | -/- | +1 | +0,24% |
| LKR | 0 | 0,00% | -/- | -/- | 0 | 0,00% |
| MENSCHLICHE WELT | 0 | 0,00% | -/- | -/- | 0 | 0,00% |
| NL | 0 | 0,00% | -/- | -/- | 0 | 0,00% |

| Partei | EW 2019 Stimmen | EW 2019 Prozent | EW 2014 Stimmen | EW 2014 Prozent | Differenz Stimmen | Differenz In Prozent |
|---------------------------------|--------------------|--------------------|--------------------|--------------------|----------------------|-------------------------|
| ÖkoLinX | 0 | 0,00% | -/- | -/- | 0 | 0,00% |
| Die Humanisten | 1 | 0,24% | -/- | -/- | +1 | +0,24% |
| PARTEI FÜR DIE TIERE | 2 | 0,49% | -/- | -/- | +2 | +0,49% |
| Gesundheitsforschung | 0 | 0,00% | -/- | -/- | 0 | 0,00% |
| Volt | 2 | 0,49% | -/- | -/- | +2 | +0,49% |
| AUF | -/- | -/- | 0 | 0,00% | 0 | 0,00% |
| BüSo | -/- | -/- | 0 | 0,00% | 0 | 0,00% |
| CM | -/- | -/- | 0 | 0,00% | 0 | 0,00% |
| REP | -/- | -/- | 1 | 0,32% | -1 | -0,32% |
| PBC | -/- | -/- | 2 | 0,63% | -2 | -0,63% |
| PRO NRW | -/- | -/- | 0 | 0,00% | 0 | 0,00% |

17.9 Briefwahlbezirk 17

| | EW 2019 | EW 2014 | Differenz |
|-----------------------|---------|---------|-----------|
| Wähler mit Wahrschein | 664 | 540 | +124 |
| Ungültige Stimmen | 2 | 6 | -4 |
| Gültige Stimmen | 662 | 534 | +128 |

| | | | | | | | | |
|-------------------|------------|------------|--------------|------------|--------------|------------|---------------|-----------------|
| In Prozent | 26,13% | 22,96% | 19,79% | 8,16% | 4,38% | 6,65% | 2,87% | 9,06% |
| Stimmen | 173 | 152 | 131 | 54 | 29 | 44 | 19 | 60 |
| Partei | CDU | SPD | GRÜNE | AfD | LINKE | FDP | PARTEI | Sonstige |

| | | | | | | | | |
|---------------------------|------------|------------|--------------|------------|--------------|------------|---------------|-----------------|
| Gewinn In Prozent | | | +12,86% | +0,29% | | +0,66% | +2,50% | +1,57% |
| Verlust In Prozent | -9,83% | -7,56% | | | -0,49% | | | |
| Partei | CDU | SPD | GRÜNE | AfD | LINKE | FDP | PARTEI | Sonstige |

| Partei | EW 2019 Stimmen | EW 2019 Prozent | EW 2014 Stimmen | EW 2014 Prozent | Differenz Stimmen | Differenz In Prozent |
|---------------------|--------------------|--------------------|--------------------|--------------------|----------------------|-------------------------|
| CDU | 173 | 26,13% | 192 | 35,96% | -19 | -9,83% |
| SPD | 152 | 22,96% | 163 | 30,52% | -11 | -7,56% |
| GRÜNE | 131 | 19,79% | 37 | 6,93% | +94 | +12,86% |
| AfD | 54 | 8,16% | 42 | 7,87% | +12 | +0,29% |
| DIE LINKE | 29 | 4,38% | 26 | 4,87% | +3 | -0,49% |
| FDP | 44 | 6,65% | 32 | 5,99% | +12 | +0,66% |
| PIRATEN | 11 | 1,66% | 10 | 1,87% | +1 | -0,21% |
| Tierschutzpartei | 8 | 1,21% | 8 | 1,50% | 0 | -0,29% |
| NPD | 1 | 0,15% | 2 | 0,37% | -1 | -0,22% |
| Die PARTEI | 19 | 2,87% | 2 | 0,37% | +17 | +2,50% |
| FAMILIE | 2 | 0,30% | 3 | 0,56% | -1 | -0,26% |
| FREIE WÄHLER | 4 | 0,60% | 4 | 0,75% | 0 | -0,15% |
| Volksabstimmung | 1 | 0,15% | 6 | 1,12% | -5 | -0,97% |
| ÖDP | 6 | 0,91% | 2 | 0,37% | +4 | +0,54% |
| DKP | 0 | 0,00% | 1 | 0,19% | -1 | -0,19% |
| MLPD | 1 | 0,15% | 0 | 0,00% | +1 | +0,15% |
| BP | 0 | 0,00% | 1 | 0,19% | -1 | -0,19% |
| SGP | 0 | 0,00% | 0 | 0,00% | 0 | 0,00% |
| TIERSCHUTZ hier! | 0 | 0,00% | -/- | -/- | 0 | 0,00% |
| Tierschutzallianz | 1 | 0,15% | -/- | -/- | +1 | +0,15% |
| Bündnis C | 1 | 0,15% | -/- | -/- | +1 | +0,15% |
| BIG | 0 | 0,00% | -/- | -/- | 0 | 0,00% |
| BGE | 1 | 0,15% | -/- | -/- | +1 | +0,15% |
| DIE DIREKTE! | 0 | 0,00% | -/- | -/- | 0 | 0,00% |
| DiEM25 | 3 | 0,45% | -/- | -/- | +3 | +0,45% |
| III. Weg | 0 | 0,00% | -/- | -/- | 0 | 0,00% |
| Die Grauen | 0 | 0,00% | -/- | -/- | 0 | 0,00% |
| DIE RECHTE | 0 | 0,00% | -/- | -/- | 0 | 0,00% |
| DIE VIOLETTEN | 1 | 0,15% | -/- | -/- | +1 | +0,15% |
| LIEBE | 2 | 0,30% | -/- | -/- | +2 | +0,30% |
| DIE FRAUEN | 2 | 0,30% | -/- | -/- | +2 | +0,30% |
| Graue Panther | 2 | 0,30% | -/- | -/- | +2 | +0,30% |
| LKR | 0 | 0,00% | -/- | -/- | 0 | 0,00% |
| MENSCHLICHE WELT | 1 | 0,15% | -/- | -/- | +1 | +0,15% |
| NL | 0 | 0,00% | -/- | -/- | 0 | 0,00% |

| Partei | EW 2019 Stimmen | EW 2019 Prozent | EW 2014 Stimmen | EW 2014 Prozent | Differenz Stimmen | Differenz In Prozent |
|---------------------------------|--------------------|--------------------|--------------------|--------------------|----------------------|-------------------------|
| ÖkoLinX | 0 | 0,00% | -/- | -/- | 0 | 0,00% |
| Die Humanisten | 1 | 0,15% | -/- | -/- | +1 | +0,15% |
| PARTEI FÜR DIE TIERE | 3 | 0,45% | -/- | -/- | +3 | +0,45% |
| Gesundheitsforschung | 3 | 0,45% | -/- | -/- | +3 | +0,45% |
| Volt | 5 | 0,76% | -/- | -/- | +5 | +0,76% |
| AUF | -/- | -/- | 0 | 0,00% | 0 | 0,00% |
| BüSo | -/- | -/- | 0 | 0,00% | 0 | 0,00% |
| CM | -/- | -/- | 0 | 0,00% | 0 | 0,00% |
| REP | -/- | -/- | 1 | 0,19% | -1 | -0,19% |
| PBC | -/- | -/- | 0 | 0,00% | 0 | 0,00% |
| PRO NRW | -/- | -/- | 2 | 0,37% | -2 | -0,37% |

18.1 Städt. Kita Feldstraße

| | EW 2019 | EW 2014 | Differenz |
|-----------------------------------|---------------|---------------|---------------|
| Wahlbeteiligung | 31,06% | 25,79% | +5,27% |
| Wahlberechtigte insgesamt | 920 | 1.036 | -116 |
| Wahlberechtigte ohne Sperrvermerk | 834 | 977 | -143 |
| Wahlberechtigte mit Sperrvermerk | 86 | 59 | +27 |
| Wahlberechtigte § 24 Abs. 2 EuWO | 0 | 0 | 0 |
| Wähler insgesamt | 259 | 252 | +7 |
| Wähler mit Wahlschein | 0 | 0 | 0 |
| Ungültige Stimmen | 4 | 5 | -1 |
| Gültige Stimmen | 255 | 247 | +8 |

| | | | | | | | | |
|-------------------|------------|------------|--------------|------------|--------------|------------|---------------|-----------------|
| In Prozent | 9,41% | 15,69% | 16,47% | 10,98% | 12,16% | 8,24% | 5,88% | 21,18% |
| Stimmen | 24 | 40 | 42 | 28 | 31 | 21 | 15 | 54 |
| Partei | CDU | SPD | GRÜNE | AfD | LINKE | FDP | PARTEI | Sonstige |

| | | | | | | | | |
|---------------------------|------------|------------|--------------|------------|--------------|------------|---------------|-----------------|
| Gewinn In Prozent | | | +4,32% | +4,50% | +2,85% | +5,00% | +5,88% | +11,06% |
| Verlust In Prozent | -14,88% | -18,72% | | | | | | |
| Partei | CDU | SPD | GRÜNE | AfD | LINKE | FDP | PARTEI | Sonstige |

| Partei | EW 2019 Stimmen | EW 2019 Prozent | EW 2014 Stimmen | EW 2014 Prozent | Differenz Stimmen | Differenz In Prozent |
|---------------------|--------------------|--------------------|--------------------|--------------------|----------------------|-------------------------|
| CDU | 24 | 9,41% | 60 | 24,29% | -36 | -14,88% |
| SPD | 40 | 15,69% | 85 | 34,41% | -45 | -18,72% |
| GRÜNE | 42 | 16,47% | 30 | 12,15% | +12 | +4,32% |
| AfD | 28 | 10,98% | 16 | 6,48% | +12 | +4,50% |
| DIE LINKE | 31 | 12,16% | 23 | 9,31% | +8 | +2,85% |
| FDP | 21 | 8,24% | 8 | 3,24% | +13 | +5,00% |
| PIRATEN | 3 | 1,18% | 10 | 4,05% | -7 | -2,87% |
| Tierschutzpartei | 9 | 3,53% | 10 | 4,05% | -1 | -0,52% |
| NPD | 1 | 0,39% | 3 | 1,21% | -2 | -0,82% |
| Die PARTEI | 15 | 5,88% | 0 | 0,00% | +15 | +5,88% |
| FAMILIE | 4 | 1,57% | 0 | 0,00% | +4 | +1,57% |
| FREIE WÄHLER | 3 | 1,18% | 0 | 0,00% | +3 | +1,18% |
| Volksabstimmung | 1 | 0,39% | 0 | 0,00% | +1 | +0,39% |
| ÖDP | 3 | 1,18% | 0 | 0,00% | +3 | +1,18% |
| DKP | 0 | 0,00% | 0 | 0,00% | 0 | 0,00% |
| MLPD | 0 | 0,00% | 2 | 0,81% | -2 | -0,81% |
| BP | 0 | 0,00% | 0 | 0,00% | 0 | 0,00% |
| SGP | 0 | 0,00% | 0 | 0,00% | 0 | 0,00% |
| TIERSCHUTZ hier! | 4 | 1,57% | -/- | -/- | +4 | +1,57% |
| Tierschutzallianz | 0 | 0,00% | -/- | -/- | 0 | 0,00% |
| Bündnis C | 1 | 0,39% | -/- | -/- | +1 | +0,39% |
| BIG | 10 | 3,92% | -/- | -/- | +10 | +3,92% |
| BGE | 0 | 0,00% | -/- | -/- | 0 | 0,00% |
| DIE DIREKTE! | 1 | 0,39% | -/- | -/- | +1 | +0,39% |
| DiEM25 | 3 | 1,18% | -/- | -/- | +3 | +1,18% |
| III. Weg | 0 | 0,00% | -/- | -/- | 0 | 0,00% |
| Die Grauen | 1 | 0,39% | -/- | -/- | +1 | +0,39% |
| DIE RECHTE | 0 | 0,00% | -/- | -/- | 0 | 0,00% |
| DIE VIOLETTEN | 1 | 0,39% | -/- | -/- | +1 | +0,39% |
| LIEBE | 0 | 0,00% | -/- | -/- | 0 | 0,00% |
| DIE FRAUEN | 0 | 0,00% | -/- | -/- | 0 | 0,00% |
| Graue Panther | 1 | 0,39% | -/- | -/- | +1 | +0,39% |
| LKR | 0 | 0,00% | -/- | -/- | 0 | 0,00% |
| MENSCHLICHE WELT | 1 | 0,39% | -/- | -/- | +1 | +0,39% |
| NL | 0 | 0,00% | -/- | -/- | 0 | 0,00% |

| Partei | EW 2019 Stimmen | EW 2019 Prozent | EW 2014 Stimmen | EW 2014 Prozent | Differenz Stimmen | Differenz In Prozent |
|---------------------------------|--------------------|--------------------|--------------------|--------------------|----------------------|-------------------------|
| ÖkoLinX | 1 | 0,39% | -/- | -/- | +1 | +0,39% |
| Die Humanisten | 3 | 1,18% | -/- | -/- | +3 | +1,18% |
| PARTEI FÜR DIE TIERE | 0 | 0,00% | -/- | -/- | 0 | 0,00% |
| Gesundheitsforschung | 0 | 0,00% | -/- | -/- | 0 | 0,00% |
| Volt | 3 | 1,18% | -/- | -/- | +3 | +1,18% |
| AUF | -/- | -/- | 0 | 0,00% | 0 | 0,00% |
| BüSo | -/- | -/- | 0 | 0,00% | 0 | 0,00% |
| CM | -/- | -/- | 0 | 0,00% | 0 | 0,00% |
| REP | -/- | -/- | 0 | 0,00% | 0 | 0,00% |
| PBC | -/- | -/- | 0 | 0,00% | 0 | 0,00% |
| PRO NRW | -/- | -/- | 0 | 0,00% | 0 | 0,00% |

18.4 Gerhard Tersteegen Haus

| | EW 2019 | EW 2014 | Differenz |
|-----------------------------------|---------------|---------------|---------------|
| Wahlbeteiligung | 37,90% | 28,88% | +9,02% |
| Wahlberechtigte insgesamt | 1.060 | 1.121 | -61 |
| Wahlberechtigte ohne Sperrvermerk | 963 | 980 | -17 |
| Wahlberechtigte mit Sperrvermerk | 97 | 141 | -44 |
| Wahlberechtigte § 24 Abs. 2 EuWO | 0 | 0 | 0 |
| Wähler insgesamt | 365 | 283 | +82 |
| Wähler mit Wahlschein | 0 | 0 | 0 |
| Ungültige Stimmen | 12 | 4 | +8 |
| Gültige Stimmen | 353 | 279 | +74 |

| | | | | | | | | |
|-------------------|------------|------------|--------------|------------|--------------|------------|---------------|-----------------|
| In Prozent | 24,65% | 22,66% | 17,85% | 7,37% | 9,07% | 3,68% | 4,82% | 9,92% |
| Stimmen | 87 | 80 | 63 | 26 | 32 | 13 | 17 | 35 |
| Partei | CDU | SPD | GRÜNE | AfD | LINKE | FDP | PARTEI | Sonstige |

| | | | | | | | | |
|---------------------------|------------|------------|--------------|------------|--------------|------------|---------------|-----------------|
| Gewinn In Prozent | +3,50% | | +6,02% | +5,58% | | +1,53% | +2,67% | |
| Verlust In Prozent | | -18,20% | | | -0,25% | | | -0,83% |
| Partei | CDU | SPD | GRÜNE | AfD | LINKE | FDP | PARTEI | Sonstige |

| Partei | EW 2019 Stimmen | EW 2019 Prozent | EW 2014 Stimmen | EW 2014 Prozent | Differenz Stimmen | Differenz In Prozent |
|---------------------|--------------------|--------------------|--------------------|--------------------|----------------------|-------------------------|
| CDU | 87 | 24,65% | 59 | 21,15% | +28 | +3,50% |
| SPD | 80 | 22,66% | 114 | 40,86% | -34 | -18,20% |
| GRÜNE | 63 | 17,85% | 33 | 11,83% | +30 | +6,02% |
| AfD | 26 | 7,37% | 5 | 1,79% | +21 | +5,58% |
| DIE LINKE | 32 | 9,07% | 26 | 9,32% | +6 | -0,25% |
| FDP | 13 | 3,68% | 6 | 2,15% | +7 | +1,53% |
| PIRATEN | 4 | 1,13% | 13 | 4,66% | -9 | -3,53% |
| Tierschutzpartei | 6 | 1,70% | 5 | 1,79% | +1 | -0,09% |
| NPD | 4 | 1,13% | 2 | 0,72% | +2 | +0,41% |
| Die PARTEI | 17 | 4,82% | 6 | 2,15% | +11 | +2,67% |
| FAMILIE | 0 | 0,00% | 1 | 0,36% | -1 | -0,36% |
| FREIE WÄHLER | 2 | 0,57% | 2 | 0,72% | 0 | -0,15% |
| Volksabstimmung | 1 | 0,28% | 2 | 0,72% | -1 | -0,44% |
| ÖDP | 2 | 0,57% | 0 | 0,00% | +2 | +0,57% |
| DKP | 2 | 0,57% | 0 | 0,00% | +2 | +0,57% |
| MLPD | 0 | 0,00% | 0 | 0,00% | 0 | 0,00% |
| BP | 0 | 0,00% | 0 | 0,00% | 0 | 0,00% |
| SGP | 0 | 0,00% | 0 | 0,00% | 0 | 0,00% |
| TIERSCHUTZ hier! | 2 | 0,57% | -/- | -/- | +2 | +0,57% |
| Tierschutzallianz | 3 | 0,85% | -/- | -/- | +3 | +0,85% |
| Bündnis C | 0 | 0,00% | -/- | -/- | 0 | 0,00% |
| BIG | 4 | 1,13% | -/- | -/- | +4 | +1,13% |
| BGE | 0 | 0,00% | -/- | -/- | 0 | 0,00% |
| DIE DIREKTE! | 1 | 0,28% | -/- | -/- | +1 | +0,28% |
| DiEM25 | 0 | 0,00% | -/- | -/- | 0 | 0,00% |
| III. Weg | 0 | 0,00% | -/- | -/- | 0 | 0,00% |
| Die Grauen | 0 | 0,00% | -/- | -/- | 0 | 0,00% |
| DIE RECHTE | 0 | 0,00% | -/- | -/- | 0 | 0,00% |
| DIE VIOLETTEN | 1 | 0,28% | -/- | -/- | +1 | +0,28% |
| LIEBE | 0 | 0,00% | -/- | -/- | 0 | 0,00% |
| DIE FRAUEN | 0 | 0,00% | -/- | -/- | 0 | 0,00% |
| Graue Panther | 0 | 0,00% | -/- | -/- | 0 | 0,00% |
| LKR | 0 | 0,00% | -/- | -/- | 0 | 0,00% |
| MENSCHLICHE WELT | 0 | 0,00% | -/- | -/- | 0 | 0,00% |
| NL | 0 | 0,00% | -/- | -/- | 0 | 0,00% |

| Partei | EW 2019 Stimmen | EW 2019 Prozent | EW 2014 Stimmen | EW 2014 Prozent | Differenz Stimmen | Differenz In Prozent |
|---------------------------------|--------------------|--------------------|--------------------|--------------------|----------------------|-------------------------|
| ÖkoLinX | 1 | 0,28% | -/- | -/- | +1 | +0,28% |
| Die Humanisten | 0 | 0,00% | -/- | -/- | 0 | 0,00% |
| PARTEI FÜR DIE TIERE | 1 | 0,28% | -/- | -/- | +1 | +0,28% |
| Gesundheitsforschung | 0 | 0,00% | -/- | -/- | 0 | 0,00% |
| Volt | 1 | 0,28% | -/- | -/- | +1 | +0,28% |
| AUF | -/- | -/- | 0 | 0,00% | 0 | 0,00% |
| BüSo | -/- | -/- | 0 | 0,00% | 0 | 0,00% |
| CM | -/- | -/- | 0 | 0,00% | 0 | 0,00% |
| REP | -/- | -/- | 4 | 1,43% | -4 | -1,43% |
| PBC | -/- | -/- | 0 | 0,00% | 0 | 0,00% |
| PRO NRW | -/- | -/- | 1 | 0,36% | -1 | -0,36% |

18.5 Pfarramt St. Antonius

| | EW 2019 | EW 2014 | Differenz |
|-----------------------------------|---------------|---------------|---------------|
| Wahlbeteiligung | 47,77% | 46,56% | +1,21% |
| Wahlberechtigte insgesamt | 619 | 608 | +11 |
| Wahlberechtigte ohne Sperrvermerk | 515 | 524 | -9 |
| Wahlberechtigte mit Sperrvermerk | 104 | 84 | +20 |
| Wahlberechtigte § 24 Abs. 2 EuWO | 0 | 0 | 0 |
| Wähler insgesamt | 246 | 244 | +2 |
| Wähler mit Wahlschein | 0 | 0 | 0 |
| Ungültige Stimmen | 1 | 2 | -1 |
| Gültige Stimmen | 245 | 242 | +3 |

| | | | | | | | | |
|-------------------|------------|------------|--------------|------------|--------------|------------|---------------|-----------------|
| In Prozent | 17,14% | 20,82% | 30,61% | 8,16% | 3,67% | 5,31% | 3,27% | 11,02% |
| Stimmen | 42 | 51 | 75 | 20 | 9 | 13 | 8 | 27 |
| Partei | CDU | SPD | GRÜNE | AfD | LINKE | FDP | PARTEI | Sonstige |

| | | | | | | | | |
|---------------------------|------------|------------|--------------|------------|--------------|------------|---------------|-----------------|
| Gewinn In Prozent | | | +17,80% | +2,37% | | +1,59% | +3,27% | +3,58% |
| Verlust In Prozent | -7,24% | -20,09% | | | -1,29% | | | |
| Partei | CDU | SPD | GRÜNE | AfD | LINKE | FDP | PARTEI | Sonstige |

| Partei | EW 2019 Stimmen | EW 2019 Prozent | EW 2014 Stimmen | EW 2014 Prozent | Differenz Stimmen | Differenz In Prozent |
|---------------------|--------------------|--------------------|--------------------|--------------------|----------------------|-------------------------|
| CDU | 42 | 17,14% | 59 | 24,38% | -17 | -7,24% |
| SPD | 51 | 20,82% | 99 | 40,91% | -48 | -20,09% |
| GRÜNE | 75 | 30,61% | 31 | 12,81% | +44 | +17,80% |
| AfD | 20 | 8,16% | 14 | 5,79% | +6 | +2,37% |
| DIE LINKE | 9 | 3,67% | 12 | 4,96% | -3 | -1,29% |
| FDP | 13 | 5,31% | 9 | 3,72% | +4 | +1,59% |
| PIRATEN | 0 | 0,00% | 5 | 2,07% | -5 | -2,07% |
| Tierschutzpartei | 3 | 1,22% | 4 | 1,65% | -1 | -0,43% |
| NPD | 1 | 0,41% | 3 | 1,24% | -2 | -0,83% |
| Die PARTEI | 8 | 3,27% | 0 | 0,00% | +8 | +3,27% |
| FAMILIE | 3 | 1,22% | 2 | 0,83% | +1 | +0,39% |
| FREIE WÄHLER | 2 | 0,82% | 1 | 0,41% | +1 | +0,41% |
| Volksabstimmung | 1 | 0,41% | 2 | 0,83% | -1 | -0,42% |
| ÖDP | 0 | 0,00% | 0 | 0,00% | 0 | 0,00% |
| DKP | 0 | 0,00% | 0 | 0,00% | 0 | 0,00% |
| MLPD | 0 | 0,00% | 0 | 0,00% | 0 | 0,00% |
| BP | 0 | 0,00% | 0 | 0,00% | 0 | 0,00% |
| SGP | 0 | 0,00% | 0 | 0,00% | 0 | 0,00% |
| TIERSCHUTZ hier! | 2 | 0,82% | -/- | -/- | +2 | +0,82% |
| Tierschutzallianz | 1 | 0,41% | -/- | -/- | +1 | +0,41% |
| Bündnis C | 0 | 0,00% | -/- | -/- | 0 | 0,00% |
| BIG | 4 | 1,63% | -/- | -/- | +4 | +1,63% |
| BGE | 0 | 0,00% | -/- | -/- | 0 | 0,00% |
| DIE DIREKTE! | 0 | 0,00% | -/- | -/- | 0 | 0,00% |
| DiEM25 | 4 | 1,63% | -/- | -/- | +4 | +1,63% |
| III. Weg | 0 | 0,00% | -/- | -/- | 0 | 0,00% |
| Die Grauen | 0 | 0,00% | -/- | -/- | 0 | 0,00% |
| DIE RECHTE | 1 | 0,41% | -/- | -/- | +1 | +0,41% |
| DIE VIOLETTEN | 0 | 0,00% | -/- | -/- | 0 | 0,00% |
| LIEBE | 0 | 0,00% | -/- | -/- | 0 | 0,00% |
| DIE FRAUEN | 0 | 0,00% | -/- | -/- | 0 | 0,00% |
| Graue Panther | 3 | 1,22% | -/- | -/- | +3 | +1,22% |
| LKR | 0 | 0,00% | -/- | -/- | 0 | 0,00% |
| MENSCHLICHE WELT | 0 | 0,00% | -/- | -/- | 0 | 0,00% |
| NL | 0 | 0,00% | -/- | -/- | 0 | 0,00% |

| Partei | EW 2019 Stimmen | EW 2019 Prozent | EW 2014 Stimmen | EW 2014 Prozent | Differenz Stimmen | Differenz In Prozent |
|---------------------------------|--------------------|--------------------|--------------------|--------------------|----------------------|-------------------------|
| ÖkoLinX | 0 | 0,00% | -/- | -/- | 0 | 0,00% |
| Die Humanisten | 1 | 0,41% | -/- | -/- | +1 | +0,41% |
| PARTEI FÜR DIE TIERE | 1 | 0,41% | -/- | -/- | +1 | +0,41% |
| Gesundheitsforschung | 0 | 0,00% | -/- | -/- | 0 | 0,00% |
| Volt | 0 | 0,00% | -/- | -/- | 0 | 0,00% |
| AUF | -/- | -/- | 0 | 0,00% | 0 | 0,00% |
| BüSo | -/- | -/- | 0 | 0,00% | 0 | 0,00% |
| CM | -/- | -/- | 0 | 0,00% | 0 | 0,00% |
| REP | -/- | -/- | 1 | 0,41% | -1 | -0,41% |
| PBC | -/- | -/- | 0 | 0,00% | 0 | 0,00% |
| PRO NRW | -/- | -/- | 0 | 0,00% | 0 | 0,00% |

18.6 Kath. Kita St. Antonius

| | EW 2019 | EW 2014 | Differenz |
|-----------------------------------|---------------|---------------|----------------|
| Wahlbeteiligung | 40,93% | 29,42% | +11,51% |
| Wahlberechtigte insgesamt | 796 | 855 | -59 |
| Wahlberechtigte ohne Sperrvermerk | 728 | 792 | -64 |
| Wahlberechtigte mit Sperrvermerk | 68 | 63 | +5 |
| Wahlberechtigte § 24 Abs. 2 EuWO | 0 | 0 | 0 |
| Wähler insgesamt | 298 | 233 | +65 |
| Wähler mit Wahlschein | 0 | 0 | 0 |
| Ungültige Stimmen | 2 | 2 | 0 |
| Gültige Stimmen | 296 | 231 | +65 |

| | | | | | | | | |
|-------------------|------------|------------|--------------|------------|--------------|------------|---------------|-----------------|
| In Prozent | 20,61% | 27,70% | 17,23% | 12,84% | 4,39% | 3,04% | 3,04% | 11,15% |
| Stimmen | 61 | 82 | 51 | 38 | 13 | 9 | 9 | 33 |
| Partei | CDU | SPD | GRÜNE | AfD | LINKE | FDP | PARTEI | Sonstige |

| | | | | | | | | |
|---------------------------|------------|------------|--------------|------------|--------------|------------|---------------|-----------------|
| Gewinn In Prozent | | | +11,17% | +7,21% | | +1,31% | +1,31% | +5,09% |
| Verlust In Prozent | -11,42% | -13,43% | | | -1,24% | | | |
| Partei | CDU | SPD | GRÜNE | AfD | LINKE | FDP | PARTEI | Sonstige |

| Partei | EW 2019 Stimmen | EW 2019 Prozent | EW 2014 Stimmen | EW 2014 Prozent | Differenz Stimmen | Differenz In Prozent |
|---------------------|--------------------|--------------------|--------------------|--------------------|----------------------|-------------------------|
| CDU | 61 | 20,61% | 74 | 32,03% | -13 | -11,42% |
| SPD | 82 | 27,70% | 95 | 41,13% | -13 | -13,43% |
| GRÜNE | 51 | 17,23% | 14 | 6,06% | +37 | +11,17% |
| AfD | 38 | 12,84% | 13 | 5,63% | +25 | +7,21% |
| DIE LINKE | 13 | 4,39% | 13 | 5,63% | 0 | -1,24% |
| FDP | 9 | 3,04% | 4 | 1,73% | +5 | +1,31% |
| PIRATEN | 2 | 0,68% | 7 | 3,03% | -5 | -2,35% |
| Tierschutzpartei | 4 | 1,35% | 2 | 0,87% | +2 | +0,48% |
| NPD | 2 | 0,68% | 1 | 0,43% | +1 | +0,25% |
| Die PARTEI | 9 | 3,04% | 4 | 1,73% | +5 | +1,31% |
| FAMILIE | 0 | 0,00% | 2 | 0,87% | -2 | -0,87% |
| FREIE WÄHLER | 2 | 0,68% | 0 | 0,00% | +2 | +0,68% |
| Volksabstimmung | 1 | 0,34% | 0 | 0,00% | +1 | +0,34% |
| ÖDP | 2 | 0,68% | 0 | 0,00% | +2 | +0,68% |
| DKP | 0 | 0,00% | 0 | 0,00% | 0 | 0,00% |
| MLPD | 1 | 0,34% | 0 | 0,00% | +1 | +0,34% |
| BP | 0 | 0,00% | 0 | 0,00% | 0 | 0,00% |
| SGP | 0 | 0,00% | 0 | 0,00% | 0 | 0,00% |
| TIERSCHUTZ hier! | 0 | 0,00% | -/- | -/- | 0 | 0,00% |
| Tierschutzallianz | 1 | 0,34% | -/- | -/- | +1 | +0,34% |
| Bündnis C | 0 | 0,00% | -/- | -/- | 0 | 0,00% |
| BIG | 7 | 2,36% | -/- | -/- | +7 | +2,36% |
| BGE | 0 | 0,00% | -/- | -/- | 0 | 0,00% |
| DIE DIREKTE! | 0 | 0,00% | -/- | -/- | 0 | 0,00% |
| DiEM25 | 1 | 0,34% | -/- | -/- | +1 | +0,34% |
| III. Weg | 0 | 0,00% | -/- | -/- | 0 | 0,00% |
| Die Grauen | 0 | 0,00% | -/- | -/- | 0 | 0,00% |
| DIE RECHTE | 0 | 0,00% | -/- | -/- | 0 | 0,00% |
| DIE VIOLETTEN | 0 | 0,00% | -/- | -/- | 0 | 0,00% |
| LIEBE | 4 | 1,35% | -/- | -/- | +4 | +1,35% |
| DIE FRAUEN | 0 | 0,00% | -/- | -/- | 0 | 0,00% |
| Graue Panther | 1 | 0,34% | -/- | -/- | +1 | +0,34% |
| LKR | 0 | 0,00% | -/- | -/- | 0 | 0,00% |
| MENSCHLICHE WELT | 0 | 0,00% | -/- | -/- | 0 | 0,00% |
| NL | 0 | 0,00% | -/- | -/- | 0 | 0,00% |

| Partei | EW 2019 Stimmen | EW 2019 Prozent | EW 2014 Stimmen | EW 2014 Prozent | Differenz Stimmen | Differenz In Prozent |
|---------------------------------|--------------------|--------------------|--------------------|--------------------|----------------------|-------------------------|
| ÖkoLinX | 0 | 0,00% | -/- | -/- | 0 | 0,00% |
| Die Humanisten | 0 | 0,00% | -/- | -/- | 0 | 0,00% |
| PARTEI FÜR DIE TIERE | 1 | 0,34% | -/- | -/- | +1 | +0,34% |
| Gesundheitsforschung | 0 | 0,00% | -/- | -/- | 0 | 0,00% |
| Volt | 4 | 1,35% | -/- | -/- | +4 | +1,35% |
| AUF | -/- | -/- | 0 | 0,00% | 0 | 0,00% |
| BüSo | -/- | -/- | 0 | 0,00% | 0 | 0,00% |
| CM | -/- | -/- | 0 | 0,00% | 0 | 0,00% |
| REP | -/- | -/- | 2 | 0,87% | -2 | -0,87% |
| PBC | -/- | -/- | 0 | 0,00% | 0 | 0,00% |
| PRO NRW | -/- | -/- | 0 | 0,00% | 0 | 0,00% |

18.8 Altenheim Marienheim

| | EW 2019 | EW 2014 | Differenz |
|-----------------------------------|---------------|---------------|---------------|
| Wahlbeteiligung | 45,70% | 38,66% | +7,04% |
| Wahlberechtigte insgesamt | 1.119 | 1.139 | -20 |
| Wahlberechtigte ohne Sperrvermerk | 1.024 | 1.058 | -34 |
| Wahlberechtigte mit Sperrvermerk | 95 | 81 | +14 |
| Wahlberechtigte § 24 Abs. 2 EuWO | 0 | 0 | 0 |
| Wähler insgesamt | 468 | 409 | +59 |
| Wähler mit Wahlschein | 4 | 1 | +3 |
| Ungültige Stimmen | 8 | 7 | +1 |
| Gültige Stimmen | 460 | 402 | +58 |

| | | | | | | | | |
|-------------------|------------|------------|--------------|------------|--------------|------------|---------------|-----------------|
| In Prozent | 17,61% | 29,13% | 20,87% | 7,39% | 8,48% | 3,04% | 4,13% | 9,35% |
| Stimmen | 81 | 134 | 96 | 34 | 39 | 14 | 19 | 43 |
| Partei | CDU | SPD | GRÜNE | AfD | LINKE | FDP | PARTEI | Sonstige |

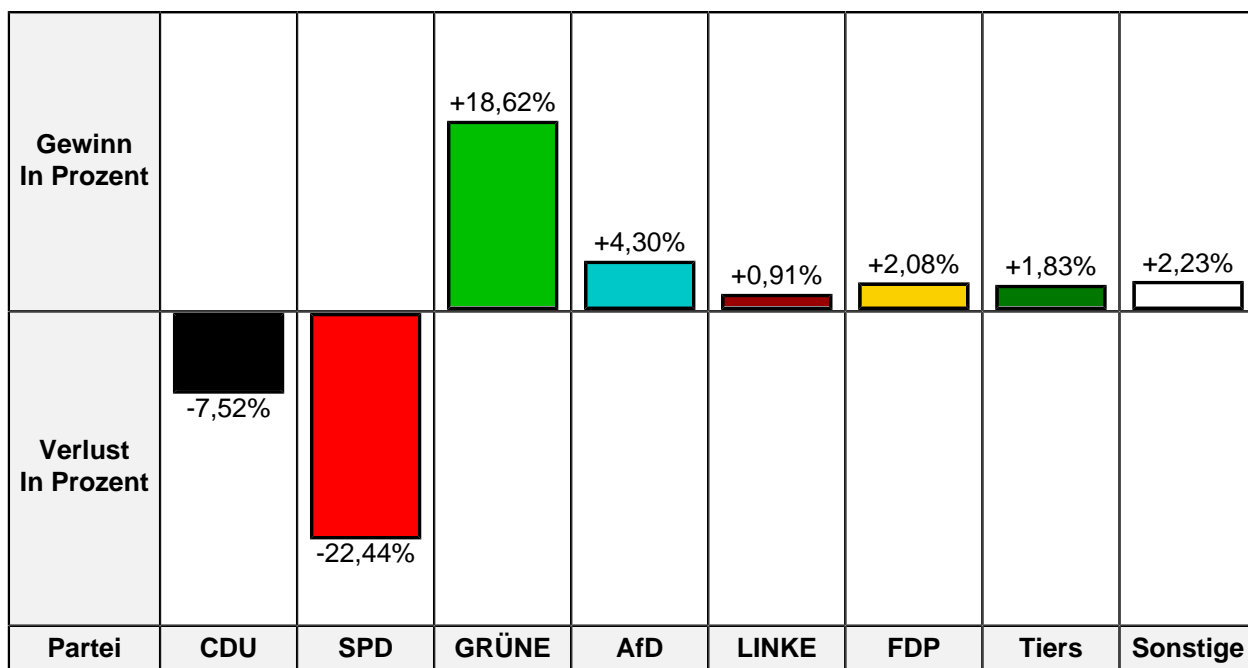
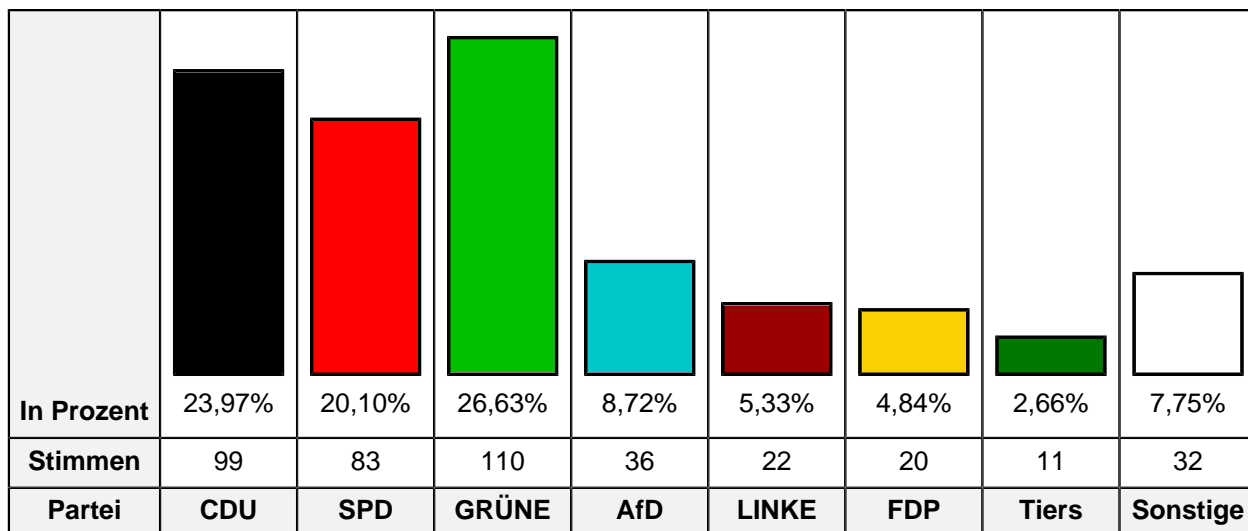
| | | | | | | | | |
|---------------------------|------------|------------|--------------|------------|--------------|------------|---------------|-----------------|
| Gewinn In Prozent | | | +12,41% | | | | +3,63% | +1,64% |
| Verlust In Prozent | -4,78% | -12,16% | | -0,32% | -0,97% | +0,55% | | |
| Partei | CDU | SPD | GRÜNE | AfD | LINKE | FDP | PARTEI | Sonstige |

| Partei | EW 2019 Stimmen | EW 2019 Prozent | EW 2014 Stimmen | EW 2014 Prozent | Differenz Stimmen | Differenz In Prozent |
|---------------------|--------------------|--------------------|--------------------|--------------------|----------------------|-------------------------|
| CDU | 81 | 17,61% | 90 | 22,39% | -9 | -4,78% |
| SPD | 134 | 29,13% | 166 | 41,29% | -32 | -12,16% |
| GRÜNE | 96 | 20,87% | 34 | 8,46% | +62 | +12,41% |
| AfD | 34 | 7,39% | 31 | 7,71% | +3 | -0,32% |
| DIE LINKE | 39 | 8,48% | 38 | 9,45% | +1 | -0,97% |
| FDP | 14 | 3,04% | 10 | 2,49% | +4 | +0,55% |
| PIRATEN | 2 | 0,43% | 8 | 1,99% | -6 | -1,56% |
| Tierschutzpartei | 5 | 1,09% | 5 | 1,24% | 0 | -0,15% |
| NPD | 2 | 0,43% | 8 | 1,99% | -6 | -1,56% |
| Die PARTEI | 19 | 4,13% | 2 | 0,50% | +17 | +3,63% |
| FAMILIE | 2 | 0,43% | 1 | 0,25% | +1 | +0,18% |
| FREIE WÄHLER | 4 | 0,87% | 3 | 0,75% | +1 | +0,12% |
| Volksabstimmung | 1 | 0,22% | 0 | 0,00% | +1 | +0,22% |
| ÖDP | 2 | 0,43% | 0 | 0,00% | +2 | +0,43% |
| DKP | 1 | 0,22% | 0 | 0,00% | +1 | +0,22% |
| MLPD | 2 | 0,43% | 1 | 0,25% | +1 | +0,18% |
| BP | 1 | 0,22% | 0 | 0,00% | +1 | +0,22% |
| SGP | 0 | 0,00% | 0 | 0,00% | 0 | 0,00% |
| TIERSCHUTZ hier! | 1 | 0,22% | -/- | -/- | +1 | +0,22% |
| Tierschutzallianz | 2 | 0,43% | -/- | -/- | +2 | +0,43% |
| Bündnis C | 1 | 0,22% | -/- | -/- | +1 | +0,22% |
| BIG | 1 | 0,22% | -/- | -/- | +1 | +0,22% |
| BGE | 0 | 0,00% | -/- | -/- | 0 | 0,00% |
| DIE DIREKTE! | 0 | 0,00% | -/- | -/- | 0 | 0,00% |
| DiEM25 | 1 | 0,22% | -/- | -/- | +1 | +0,22% |
| III. Weg | 0 | 0,00% | -/- | -/- | 0 | 0,00% |
| Die Grauen | 1 | 0,22% | -/- | -/- | +1 | +0,22% |
| DIE RECHTE | 0 | 0,00% | -/- | -/- | 0 | 0,00% |
| DIE VIOLETTEN | 0 | 0,00% | -/- | -/- | 0 | 0,00% |
| LIEBE | 1 | 0,22% | -/- | -/- | +1 | +0,22% |
| DIE FRAUEN | 1 | 0,22% | -/- | -/- | +1 | +0,22% |
| Graue Panther | 0 | 0,00% | -/- | -/- | 0 | 0,00% |
| LKR | 0 | 0,00% | -/- | -/- | 0 | 0,00% |
| MENSCHLICHE WELT | 0 | 0,00% | -/- | -/- | 0 | 0,00% |
| NL | 0 | 0,00% | -/- | -/- | 0 | 0,00% |

| Partei | EW 2019 Stimmen | EW 2019 Prozent | EW 2014 Stimmen | EW 2014 Prozent | Differenz Stimmen | Differenz In Prozent |
|---------------------------------|--------------------|--------------------|--------------------|--------------------|----------------------|-------------------------|
| ÖkoLinX | 2 | 0,43% | -/- | -/- | +2 | +0,43% |
| Die Humanisten | 1 | 0,22% | -/- | -/- | +1 | +0,22% |
| PARTEI FÜR DIE TIERE | 2 | 0,43% | -/- | -/- | +2 | +0,43% |
| Gesundheitsforschung | 3 | 0,65% | -/- | -/- | +3 | +0,65% |
| Volt | 4 | 0,87% | -/- | -/- | +4 | +0,87% |
| AUF | -/- | -/- | 2 | 0,50% | -2 | -0,50% |
| BüSo | -/- | -/- | 2 | 0,50% | -2 | -0,50% |
| CM | -/- | -/- | 0 | 0,00% | 0 | 0,00% |
| REP | -/- | -/- | 1 | 0,25% | -1 | -0,25% |
| PBC | -/- | -/- | 0 | 0,00% | 0 | 0,00% |
| PRO NRW | -/- | -/- | 0 | 0,00% | 0 | 0,00% |

18.9 Briefwahlbezirk 18

| | EW 2019 | EW 2014 | Differenz |
|-----------------------|---------|---------|-----------|
| Wähler mit Wahrschein | 415 | 364 | +51 |
| Ungültige Stimmen | 2 | 2 | 0 |
| Gültige Stimmen | 413 | 362 | +51 |



| Partei | EW 2019 Stimmen | EW 2019 Prozent | EW 2014 Stimmen | EW 2014 Prozent | Differenz Stimmen | Differenz In Prozent |
|---------------------|--------------------|--------------------|--------------------|--------------------|----------------------|-------------------------|
| CDU | 99 | 23,97% | 114 | 31,49% | -15 | -7,52% |
| SPD | 83 | 20,10% | 154 | 42,54% | -71 | -22,44% |
| GRÜNE | 110 | 26,63% | 29 | 8,01% | +81 | +18,62% |
| AfD | 36 | 8,72% | 16 | 4,42% | +20 | +4,30% |
| DIE LINKE | 22 | 5,33% | 16 | 4,42% | +6 | +0,91% |
| FDP | 20 | 4,84% | 10 | 2,76% | +10 | +2,08% |
| PIRATEN | 0 | 0,00% | 7 | 1,93% | -7 | -1,93% |
| Tierschutzpartei | 11 | 2,66% | 3 | 0,83% | +8 | +1,83% |
| NPD | 0 | 0,00% | 1 | 0,28% | -1 | -0,28% |
| Die PARTEI | 7 | 1,69% | 3 | 0,83% | +4 | +0,86% |
| FAMILIE | 3 | 0,73% | 0 | 0,00% | +3 | +0,73% |
| FREIE WÄHLER | 1 | 0,24% | 0 | 0,00% | +1 | +0,24% |
| Volksabstimmung | 2 | 0,48% | 1 | 0,28% | +1 | +0,20% |
| ÖDP | 0 | 0,00% | 0 | 0,00% | 0 | 0,00% |
| DKP | 1 | 0,24% | 1 | 0,28% | 0 | -0,04% |
| MLPD | 0 | 0,00% | 1 | 0,28% | -1 | -0,28% |
| BP | 0 | 0,00% | 0 | 0,00% | 0 | 0,00% |
| SGP | 0 | 0,00% | 0 | 0,00% | 0 | 0,00% |
| TIERSCHUTZ hier! | 0 | 0,00% | -/- | -/- | 0 | 0,00% |
| Tierschutzallianz | 0 | 0,00% | -/- | -/- | 0 | 0,00% |
| Bündnis C | 0 | 0,00% | -/- | -/- | 0 | 0,00% |
| BIG | 5 | 1,21% | -/- | -/- | +5 | +1,21% |
| BGE | 0 | 0,00% | -/- | -/- | 0 | 0,00% |
| DIE DIREKTE! | 0 | 0,00% | -/- | -/- | 0 | 0,00% |
| DiEM25 | 1 | 0,24% | -/- | -/- | +1 | +0,24% |
| III. Weg | 1 | 0,24% | -/- | -/- | +1 | +0,24% |
| Die Grauen | 1 | 0,24% | -/- | -/- | +1 | +0,24% |
| DIE RECHTE | 0 | 0,00% | -/- | -/- | 0 | 0,00% |
| DIE VIOLETTEN | 0 | 0,00% | -/- | -/- | 0 | 0,00% |
| LIEBE | 1 | 0,24% | -/- | -/- | +1 | +0,24% |
| DIE FRAUEN | 0 | 0,00% | -/- | -/- | 0 | 0,00% |
| Graue Panther | 1 | 0,24% | -/- | -/- | +1 | +0,24% |
| LKR | 1 | 0,24% | -/- | -/- | +1 | +0,24% |
| MENSCHLICHE WELT | 1 | 0,24% | -/- | -/- | +1 | +0,24% |
| NL | 0 | 0,00% | -/- | -/- | 0 | 0,00% |

| Partei | EW 2019 Stimmen | EW 2019 Prozent | EW 2014 Stimmen | EW 2014 Prozent | Differenz Stimmen | Differenz In Prozent |
|---------------------------------|--------------------|--------------------|--------------------|--------------------|----------------------|-------------------------|
| ÖkoLinX | 0 | 0,00% | -/- | -/- | 0 | 0,00% |
| Die Humanisten | 0 | 0,00% | -/- | -/- | 0 | 0,00% |
| PARTEI FÜR DIE TIERE | 0 | 0,00% | -/- | -/- | 0 | 0,00% |
| Gesundheitsforschung | 2 | 0,48% | -/- | -/- | +2 | +0,48% |
| Volt | 4 | 0,97% | -/- | -/- | +4 | +0,97% |
| AUF | -/- | -/- | 2 | 0,55% | -2 | -0,55% |
| BüSo | -/- | -/- | 0 | 0,00% | 0 | 0,00% |
| CM | -/- | -/- | 2 | 0,55% | -2 | -0,55% |
| REP | -/- | -/- | 0 | 0,00% | 0 | 0,00% |
| PBC | -/- | -/- | 1 | 0,28% | -1 | -0,28% |
| PRO NRW | -/- | -/- | 1 | 0,28% | -1 | -0,28% |

19.1 Jugendzentrum Fischeln

| | EW 2019 | EW 2014 | Differenz |
|-----------------------------------|---------------|---------------|---------------|
| Wahlbeteiligung | 57,78% | 48,38% | +9,40% |
| Wahlberechtigte insgesamt | 970 | 995 | -25 |
| Wahlberechtigte ohne Sperrvermerk | 803 | 831 | -28 |
| Wahlberechtigte mit Sperrvermerk | 167 | 164 | +3 |
| Wahlberechtigte § 24 Abs. 2 EuWO | 0 | 0 | 0 |
| Wähler insgesamt | 464 | 402 | +62 |
| Wähler mit Wahlschein | 3 | 0 | +3 |
| Ungültige Stimmen | 4 | 6 | -2 |
| Gültige Stimmen | 460 | 396 | +64 |

| | | | | | | | | |
|-------------------|------------|------------|--------------|------------|--------------|------------|--------------|-----------------|
| In Prozent | 29,57% | 20,00% | 25,22% | 6,09% | 4,57% | 7,17% | 1,30% | 6,09% |
| Stimmen | 136 | 92 | 116 | 28 | 21 | 33 | 6 | 28 |
| Partei | CDU | SPD | GRÜNE | AfD | LINKE | FDP | Tiers | Sonstige |

| | | | | | | | | |
|---------------------------|------------|------------|--------------|------------|--------------|------------|--------------|-----------------|
| Gewinn In Prozent | | | +14,61% | +1,29% | +2,55% | +3,89% | +0,54% | |
| Verlust In Prozent | -4,27% | -18,38% | | | | | | -0,22% |
| Partei | CDU | SPD | GRÜNE | AfD | LINKE | FDP | Tiers | Sonstige |

| Partei | EW 2019 Stimmen | EW 2019 Prozent | EW 2014 Stimmen | EW 2014 Prozent | Differenz Stimmen | Differenz In Prozent |
|--------------------------|--------------------|--------------------|--------------------|--------------------|----------------------|-------------------------|
| CDU | 136 | 29,57% | 134 | 33,84% | +2 | -4,27% |
| SPD | 92 | 20,00% | 152 | 38,38% | -60 | -18,38% |
| GRÜNE | 116 | 25,22% | 42 | 10,61% | +74 | +14,61% |
| AfD | 28 | 6,09% | 19 | 4,80% | +9 | +1,29% |
| DIE LINKE | 21 | 4,57% | 8 | 2,02% | +13 | +2,55% |
| FDP | 33 | 7,17% | 13 | 3,28% | +20 | +3,89% |
| PIRATEN | 3 | 0,65% | 15 | 3,79% | -12 | -3,14% |
| Tierschutzpartei | 6 | 1,30% | 3 | 0,76% | +3 | +0,54% |
| NPD | 0 | 0,00% | 2 | 0,51% | -2 | -0,51% |
| Die PARTEI | 4 | 0,87% | 0 | 0,00% | +4 | +0,87% |
| FAMILIE | 3 | 0,65% | 1 | 0,25% | +2 | +0,40% |
| FREIE WÄHLER | 1 | 0,22% | 3 | 0,76% | -2 | -0,54% |
| Volksabstimmung | 1 | 0,22% | 1 | 0,25% | 0 | -0,03% |
| ÖDP | 1 | 0,22% | 2 | 0,51% | -1 | -0,29% |
| DKP | 0 | 0,00% | 0 | 0,00% | 0 | 0,00% |
| MLPD | 0 | 0,00% | 0 | 0,00% | 0 | 0,00% |
| BP | 0 | 0,00% | 0 | 0,00% | 0 | 0,00% |
| SGP | 0 | 0,00% | 0 | 0,00% | 0 | 0,00% |
| TIERSCHUTZ hier! | 2 | 0,43% | -/- | -/- | +2 | +0,43% |
| Tierschutzallianz | 0 | 0,00% | -/- | -/- | 0 | 0,00% |
| Bündnis C | 0 | 0,00% | -/- | -/- | 0 | 0,00% |
| BIG | 1 | 0,22% | -/- | -/- | +1 | +0,22% |
| BGE | 1 | 0,22% | -/- | -/- | +1 | +0,22% |
| DIE DIREKTE! | 1 | 0,22% | -/- | -/- | +1 | +0,22% |
| DiEM25 | 1 | 0,22% | -/- | -/- | +1 | +0,22% |
| III. Weg | 1 | 0,22% | -/- | -/- | +1 | +0,22% |
| Die Grauen | 0 | 0,00% | -/- | -/- | 0 | 0,00% |
| DIE RECHTE | 0 | 0,00% | -/- | -/- | 0 | 0,00% |
| DIE VIOLETTEN | 0 | 0,00% | -/- | -/- | 0 | 0,00% |
| LIEBE | 1 | 0,22% | -/- | -/- | +1 | +0,22% |
| DIE FRAUEN | 0 | 0,00% | -/- | -/- | 0 | 0,00% |
| Graue Panther | 1 | 0,22% | -/- | -/- | +1 | +0,22% |
| LKR | 0 | 0,00% | -/- | -/- | 0 | 0,00% |
| MENSCHLICHE WELT | 1 | 0,22% | -/- | -/- | +1 | +0,22% |
| NL | 0 | 0,00% | -/- | -/- | 0 | 0,00% |

| Partei | EW 2019 Stimmen | EW 2019 Prozent | EW 2014 Stimmen | EW 2014 Prozent | Differenz Stimmen | Differenz In Prozent |
|---------------------------------|--------------------|--------------------|--------------------|--------------------|----------------------|-------------------------|
| ÖkoLinX | 0 | 0,00% | -/- | -/- | 0 | 0,00% |
| Die Humanisten | 0 | 0,00% | -/- | -/- | 0 | 0,00% |
| PARTEI FÜR DIE TIERE | 0 | 0,00% | -/- | -/- | 0 | 0,00% |
| Gesundheitsforschung | 0 | 0,00% | -/- | -/- | 0 | 0,00% |
| Volt | 5 | 1,09% | -/- | -/- | +5 | +1,09% |
| AUF | -/- | -/- | 0 | 0,00% | 0 | 0,00% |
| BüSo | -/- | -/- | 0 | 0,00% | 0 | 0,00% |
| CM | -/- | -/- | 0 | 0,00% | 0 | 0,00% |
| REP | -/- | -/- | 0 | 0,00% | 0 | 0,00% |
| PBC | -/- | -/- | 0 | 0,00% | 0 | 0,00% |
| PRO NRW | -/- | -/- | 1 | 0,25% | -1 | -0,25% |

19.2 Josef-Hafels-Schule

| | EW 2019 | EW 2014 | Differenz |
|-----------------------------------|---------------|---------------|---------------|
| Wahlbeteiligung | 56,50% | 49,51% | +6,99% |
| Wahlberechtigte insgesamt | 1.516 | 1.569 | -53 |
| Wahlberechtigte ohne Sperrvermerk | 1.230 | 1.317 | -87 |
| Wahlberechtigte mit Sperrvermerk | 286 | 252 | +34 |
| Wahlberechtigte § 24 Abs. 2 EuWO | 0 | 0 | 0 |
| Wähler insgesamt | 695 | 652 | +43 |
| Wähler mit Wahlschein | 1 | 2 | -1 |
| Ungültige Stimmen | 7 | 8 | -1 |
| Gültige Stimmen | 688 | 644 | +44 |

| | | | | | | | | |
|-------------------|------------|------------|--------------|------------|--------------|------------|--------------|-----------------|
| In Prozent | 27,76% | 17,01% | 28,20% | 7,56% | 3,78% | 7,99% | 1,60% | 6,10% |
| Stimmen | 191 | 117 | 194 | 52 | 26 | 55 | 11 | 42 |
| Partei | CDU | SPD | GRÜNE | AfD | LINKE | FDP | Tiers | Sonstige |

| | | | | | | | | |
|---------------------------|------------|------------|--------------|------------|--------------|------------|--------------|-----------------|
| Gewinn In Prozent | | | +19,81% | | | +3,18% | +0,51% | +0,35% |
| Verlust In Prozent | -7,33% | -15,91% | | -0,51% | -0,10% | | | |
| Partei | CDU | SPD | GRÜNE | AfD | LINKE | FDP | Tiers | Sonstige |

| Partei | EW 2019 Stimmen | EW 2019 Prozent | EW 2014 Stimmen | EW 2014 Prozent | Differenz Stimmen | Differenz In Prozent |
|--------------------------|--------------------|--------------------|--------------------|--------------------|----------------------|-------------------------|
| CDU | 191 | 27,76% | 226 | 35,09% | -35 | -7,33% |
| SPD | 117 | 17,01% | 212 | 32,92% | -95 | -15,91% |
| GRÜNE | 194 | 28,20% | 54 | 8,39% | +140 | +19,81% |
| AfD | 52 | 7,56% | 52 | 8,07% | 0 | -0,51% |
| DIE LINKE | 26 | 3,78% | 25 | 3,88% | +1 | -0,10% |
| FDP | 55 | 7,99% | 31 | 4,81% | +24 | +3,18% |
| PIRATEN | 9 | 1,31% | 12 | 1,86% | -3 | -0,55% |
| Tierschutzpartei | 11 | 1,60% | 7 | 1,09% | +4 | +0,51% |
| NPD | 0 | 0,00% | 6 | 0,93% | -6 | -0,93% |
| Die PARTEI | 10 | 1,45% | 8 | 1,24% | +2 | +0,21% |
| FAMILIE | 1 | 0,15% | 3 | 0,47% | -2 | -0,32% |
| FREIE WÄHLER | 2 | 0,29% | 1 | 0,16% | +1 | +0,13% |
| Volksabstimmung | 0 | 0,00% | 0 | 0,00% | 0 | 0,00% |
| ÖDP | 2 | 0,29% | 1 | 0,16% | +1 | +0,13% |
| DKP | 0 | 0,00% | 0 | 0,00% | 0 | 0,00% |
| MLPD | 0 | 0,00% | 0 | 0,00% | 0 | 0,00% |
| BP | 0 | 0,00% | 0 | 0,00% | 0 | 0,00% |
| SGP | 0 | 0,00% | 0 | 0,00% | 0 | 0,00% |
| TIERSCHUTZ hier! | 1 | 0,15% | -/- | -/- | +1 | +0,15% |
| Tierschutzallianz | 1 | 0,15% | -/- | -/- | +1 | +0,15% |
| Bündnis C | 2 | 0,29% | -/- | -/- | +2 | +0,29% |
| BIG | 0 | 0,00% | -/- | -/- | 0 | 0,00% |
| BGE | 0 | 0,00% | -/- | -/- | 0 | 0,00% |
| DIE DIREKTE! | 0 | 0,00% | -/- | -/- | 0 | 0,00% |
| DiEM25 | 0 | 0,00% | -/- | -/- | 0 | 0,00% |
| III. Weg | 0 | 0,00% | -/- | -/- | 0 | 0,00% |
| Die Grauen | 3 | 0,44% | -/- | -/- | +3 | +0,44% |
| DIE RECHTE | 2 | 0,29% | -/- | -/- | +2 | +0,29% |
| DIE VIOLETTEN | 0 | 0,00% | -/- | -/- | 0 | 0,00% |
| LIEBE | 0 | 0,00% | -/- | -/- | 0 | 0,00% |
| DIE FRAUEN | 0 | 0,00% | -/- | -/- | 0 | 0,00% |
| Graue Panther | 1 | 0,15% | -/- | -/- | +1 | +0,15% |
| LKR | 0 | 0,00% | -/- | -/- | 0 | 0,00% |
| MENSCHLICHE WELT | 0 | 0,00% | -/- | -/- | 0 | 0,00% |
| NL | 0 | 0,00% | -/- | -/- | 0 | 0,00% |

| Partei | EW 2019 Stimmen | EW 2019 Prozent | EW 2014 Stimmen | EW 2014 Prozent | Differenz Stimmen | Differenz In Prozent |
|---------------------------------|--------------------|--------------------|--------------------|--------------------|----------------------|-------------------------|
| ÖkoLinX | 2 | 0,29% | -/- | -/- | +2 | +0,29% |
| Die Humanisten | 0 | 0,00% | -/- | -/- | 0 | 0,00% |
| PARTEI FÜR DIE TIERE | 0 | 0,00% | -/- | -/- | 0 | 0,00% |
| Gesundheitsforschung | 0 | 0,00% | -/- | -/- | 0 | 0,00% |
| Volt | 6 | 0,87% | -/- | -/- | +6 | +0,87% |
| AUF | -/- | -/- | 0 | 0,00% | 0 | 0,00% |
| BüSo | -/- | -/- | 0 | 0,00% | 0 | 0,00% |
| CM | -/- | -/- | 0 | 0,00% | 0 | 0,00% |
| REP | -/- | -/- | 4 | 0,62% | -4 | -0,62% |
| PBC | -/- | -/- | 1 | 0,16% | -1 | -0,16% |
| PRO NRW | -/- | -/- | 1 | 0,16% | -1 | -0,16% |

19.4 Josef Hafels-Schule

| | EW 2019 | EW 2014 | Differenz |
|-----------------------------------|---------------|---------------|----------------|
| Wahlbeteiligung | 66,72% | 56,01% | +10,71% |
| Wahlberechtigte insgesamt | 878 | 883 | -5 |
| Wahlberechtigte ohne Sperrvermerk | 673 | 707 | -34 |
| Wahlberechtigte mit Sperrvermerk | 205 | 176 | +29 |
| Wahlberechtigte § 24 Abs. 2 EuWO | 0 | 0 | 0 |
| Wähler insgesamt | 449 | 396 | +53 |
| Wähler mit Wahlschein | 0 | 1 | -1 |
| Ungültige Stimmen | 0 | 5 | -5 |
| Gültige Stimmen | 449 | 391 | +58 |

| In Prozent | 25,61% | 17,59% | 34,52% | 3,79% | 3,79% | 6,01% | 2,00% | 6,68% |
|------------|--------|--------|--------|-------|-------|-------|-------|----------|
| Stimmen | 115 | 79 | 155 | 17 | 17 | 27 | 9 | 30 |
| Partei | CDU | SPD | GRÜNE | AfD | LINKE | FDP | Tiers | Sonstige |

| | | | | | | | | |
|--------------------|--------|---------|---------|--------|--------|--------|--------|----------|
| Gewinn In Prozent | | | +18,41% | | +0,47% | | +1,49% | +2,59% |
| Verlust In Prozent | -3,80% | -15,66% | | -3,37% | | -0,13% | | |
| Partei | CDU | SPD | GRÜNE | AfD | LINKE | FDP | Tiers | Sonstige |

| Partei | EW 2019 Stimmen | EW 2019 Prozent | EW 2014 Stimmen | EW 2014 Prozent | Differenz Stimmen | Differenz In Prozent |
|---------------------|--------------------|--------------------|--------------------|--------------------|----------------------|-------------------------|
| CDU | 115 | 25,61% | 115 | 29,41% | 0 | -3,80% |
| SPD | 79 | 17,59% | 130 | 33,25% | -51 | -15,66% |
| GRÜNE | 155 | 34,52% | 63 | 16,11% | +92 | +18,41% |
| AfD | 17 | 3,79% | 28 | 7,16% | -11 | -3,37% |
| DIE LINKE | 17 | 3,79% | 13 | 3,32% | +4 | +0,47% |
| FDP | 27 | 6,01% | 24 | 6,14% | +3 | -0,13% |
| PIRATEN | 1 | 0,22% | 7 | 1,79% | -6 | -1,57% |
| Tierschutzpartei | 9 | 2,00% | 2 | 0,51% | +7 | +1,49% |
| NPD | 1 | 0,22% | 2 | 0,51% | -1 | -0,29% |
| Die PARTEI | 7 | 1,56% | 2 | 0,51% | +5 | +1,05% |
| FAMILIE | 3 | 0,67% | 0 | 0,00% | +3 | +0,67% |
| FREIE WÄHLER | 2 | 0,45% | 0 | 0,00% | +2 | +0,45% |
| Volksabstimmung | 0 | 0,00% | 0 | 0,00% | 0 | 0,00% |
| ÖDP | 1 | 0,22% | 1 | 0,26% | 0 | -0,04% |
| DKP | 0 | 0,00% | 0 | 0,00% | 0 | 0,00% |
| MLPD | 0 | 0,00% | 0 | 0,00% | 0 | 0,00% |
| BP | 0 | 0,00% | 0 | 0,00% | 0 | 0,00% |
| SGP | 0 | 0,00% | 0 | 0,00% | 0 | 0,00% |
| TIERSCHUTZ hier! | 2 | 0,45% | -/- | -/- | +2 | +0,45% |
| Tierschutzallianz | 0 | 0,00% | -/- | -/- | 0 | 0,00% |
| Bündnis C | 0 | 0,00% | -/- | -/- | 0 | 0,00% |
| BIG | 0 | 0,00% | -/- | -/- | 0 | 0,00% |
| BGE | 0 | 0,00% | -/- | -/- | 0 | 0,00% |
| DIE DIREKTE! | 0 | 0,00% | -/- | -/- | 0 | 0,00% |
| DiEM25 | 1 | 0,22% | -/- | -/- | +1 | +0,22% |
| III. Weg | 0 | 0,00% | -/- | -/- | 0 | 0,00% |
| Die Grauen | 0 | 0,00% | -/- | -/- | 0 | 0,00% |
| DIE RECHTE | 0 | 0,00% | -/- | -/- | 0 | 0,00% |
| DIE VIOLETTEN | 0 | 0,00% | -/- | -/- | 0 | 0,00% |
| LIEBE | 1 | 0,22% | -/- | -/- | +1 | +0,22% |
| DIE FRAUEN | 0 | 0,00% | -/- | -/- | 0 | 0,00% |
| Graue Panther | 0 | 0,00% | -/- | -/- | 0 | 0,00% |
| LKR | 2 | 0,45% | -/- | -/- | +2 | +0,45% |
| MENSCHLICHE WELT | 0 | 0,00% | -/- | -/- | 0 | 0,00% |
| NL | 0 | 0,00% | -/- | -/- | 0 | 0,00% |

| Partei | EW 2019 Stimmen | EW 2019 Prozent | EW 2014 Stimmen | EW 2014 Prozent | Differenz Stimmen | Differenz In Prozent |
|---------------------------------|--------------------|--------------------|--------------------|--------------------|----------------------|-------------------------|
| ÖkoLinX | 0 | 0,00% | -/- | -/- | 0 | 0,00% |
| Die Humanisten | 1 | 0,22% | -/- | -/- | +1 | +0,22% |
| PARTEI FÜR DIE TIERE | 2 | 0,45% | -/- | -/- | +2 | +0,45% |
| Gesundheitsforschung | 0 | 0,00% | -/- | -/- | 0 | 0,00% |
| Volt | 6 | 1,34% | -/- | -/- | +6 | +1,34% |
| AUF | -/- | -/- | 0 | 0,00% | 0 | 0,00% |
| BüSo | -/- | -/- | 0 | 0,00% | 0 | 0,00% |
| CM | -/- | -/- | 0 | 0,00% | 0 | 0,00% |
| REP | -/- | -/- | 2 | 0,51% | -2 | -0,51% |
| PBC | -/- | -/- | 1 | 0,26% | -1 | -0,26% |
| PRO NRW | -/- | -/- | 1 | 0,26% | -1 | -0,26% |

19.5 Gem.-Grundschule am Stadtpark

| | EW 2019 | EW 2014 | Differenz |
|-----------------------------------|---------------|---------------|----------------|
| Wahlbeteiligung | 51,30% | 40,06% | +11,24% |
| Wahlberechtigte insgesamt | 734 | 754 | -20 |
| Wahlberechtigte ohne Sperrvermerk | 655 | 679 | -24 |
| Wahlberechtigte mit Sperrvermerk | 79 | 75 | +4 |
| Wahlberechtigte § 24 Abs. 2 EuWO | 0 | 0 | 0 |
| Wähler insgesamt | 336 | 272 | +64 |
| Wähler mit Wahlschein | 0 | 1 | -1 |
| Ungültige Stimmen | 2 | 6 | -4 |
| Gültige Stimmen | 334 | 266 | +68 |

| In Prozent | 19,46% | 19,46% | 21,86% | 13,47% | 7,19% | 6,29% | 1,80% | 10,48% |
|------------|--------|--------|--------|--------|-------|-------|-------|----------|
| Stimmen | 65 | 65 | 73 | 45 | 24 | 21 | 6 | 35 |
| Partei | CDU | SPD | GRÜNE | AfD | LINKE | FDP | Tiers | Sonstige |

| | | | | | | | | |
|-----------------------|---------|---------|---------|--------|--------|--------|--------|----------|
| Gewinn In Prozent | | | +13,97% | +9,33% | +0,42% | +5,16% | +0,30% | +4,09% |
| Verlust In Prozent | -12,87% | -20,39% | | | | | | |
| Partei | CDU | SPD | GRÜNE | AfD | LINKE | FDP | Tiers | Sonstige |

| Partei | EW 2019 Stimmen | EW 2019 Prozent | EW 2014 Stimmen | EW 2014 Prozent | Differenz Stimmen | Differenz In Prozent |
|---------------------|--------------------|--------------------|--------------------|--------------------|----------------------|-------------------------|
| CDU | 65 | 19,46% | 86 | 32,33% | -21 | -12,87% |
| SPD | 65 | 19,46% | 106 | 39,85% | -41 | -20,39% |
| GRÜNE | 73 | 21,86% | 21 | 7,89% | +52 | +13,97% |
| AfD | 45 | 13,47% | 11 | 4,14% | +34 | +9,33% |
| DIE LINKE | 24 | 7,19% | 18 | 6,77% | +6 | +0,42% |
| FDP | 21 | 6,29% | 3 | 1,13% | +18 | +5,16% |
| PIRATEN | 5 | 1,50% | 1 | 0,38% | +4 | +1,12% |
| Tierschutzpartei | 6 | 1,80% | 4 | 1,50% | +2 | +0,30% |
| NPD | 0 | 0,00% | 5 | 1,88% | -5 | -1,88% |
| Die PARTEI | 6 | 1,80% | 3 | 1,13% | +3 | +0,67% |
| FAMILIE | 4 | 1,20% | 0 | 0,00% | +4 | +1,20% |
| FREIE WÄHLER | 0 | 0,00% | 0 | 0,00% | 0 | 0,00% |
| Volksabstimmung | 0 | 0,00% | 1 | 0,38% | -1 | -0,38% |
| ÖDP | 0 | 0,00% | 1 | 0,38% | -1 | -0,38% |
| DKP | 0 | 0,00% | 0 | 0,00% | 0 | 0,00% |
| MLPD | 1 | 0,30% | 0 | 0,00% | +1 | +0,30% |
| BP | 1 | 0,30% | 0 | 0,00% | +1 | +0,30% |
| SGP | 0 | 0,00% | 0 | 0,00% | 0 | 0,00% |
| TIERSCHUTZ hier! | 0 | 0,00% | -/- | -/- | 0 | 0,00% |
| Tierschutzallianz | 1 | 0,30% | -/- | -/- | +1 | +0,30% |
| Bündnis C | 0 | 0,00% | -/- | -/- | 0 | 0,00% |
| BIG | 4 | 1,20% | -/- | -/- | +4 | +1,20% |
| BGE | 2 | 0,60% | -/- | -/- | +2 | +0,60% |
| DIE DIREKTE! | 1 | 0,30% | -/- | -/- | +1 | +0,30% |
| DiEM25 | 0 | 0,00% | -/- | -/- | 0 | 0,00% |
| III. Weg | 0 | 0,00% | -/- | -/- | 0 | 0,00% |
| Die Grauen | 1 | 0,30% | -/- | -/- | +1 | +0,30% |
| DIE RECHTE | 0 | 0,00% | -/- | -/- | 0 | 0,00% |
| DIE VIOLETTEN | 1 | 0,30% | -/- | -/- | +1 | +0,30% |
| LIEBE | 0 | 0,00% | -/- | -/- | 0 | 0,00% |
| DIE FRAUEN | 0 | 0,00% | -/- | -/- | 0 | 0,00% |
| Graue Panther | 0 | 0,00% | -/- | -/- | 0 | 0,00% |
| LKR | 0 | 0,00% | -/- | -/- | 0 | 0,00% |
| MENSCHLICHE WELT | 2 | 0,60% | -/- | -/- | +2 | +0,60% |
| NL | 0 | 0,00% | -/- | -/- | 0 | 0,00% |

| Partei | EW 2019 Stimmen | EW 2019 Prozent | EW 2014 Stimmen | EW 2014 Prozent | Differenz Stimmen | Differenz In Prozent |
|---------------------------------|--------------------|--------------------|--------------------|--------------------|----------------------|-------------------------|
| ÖkoLinX | 0 | 0,00% | -/- | -/- | 0 | 0,00% |
| Die Humanisten | 1 | 0,30% | -/- | -/- | +1 | +0,30% |
| PARTEI FÜR DIE TIERE | 2 | 0,60% | -/- | -/- | +2 | +0,60% |
| Gesundheitsforschung | 1 | 0,30% | -/- | -/- | +1 | +0,30% |
| Volt | 2 | 0,60% | -/- | -/- | +2 | +0,60% |
| AUF | -/- | -/- | 0 | 0,00% | 0 | 0,00% |
| BüSo | -/- | -/- | 0 | 0,00% | 0 | 0,00% |
| CM | -/- | -/- | 0 | 0,00% | 0 | 0,00% |
| REP | -/- | -/- | 4 | 1,50% | -4 | -1,50% |
| PBC | -/- | -/- | 1 | 0,38% | -1 | -0,38% |
| PRO NRW | -/- | -/- | 1 | 0,38% | -1 | -0,38% |

19.6 Städt. Kita Krützboomweg

| | EW 2019 | EW 2014 | Differenz |
|-----------------------------------|---------------|---------------|----------------|
| Wahlbeteiligung | 67,15% | 53,03% | +14,12% |
| Wahlberechtigte insgesamt | 795 | 788 | +7 |
| Wahlberechtigte ohne Sperrvermerk | 691 | 677 | +14 |
| Wahlberechtigte mit Sperrvermerk | 104 | 111 | -7 |
| Wahlberechtigte § 24 Abs. 2 EuWO | 0 | 0 | 0 |
| Wähler insgesamt | 464 | 359 | +105 |
| Wähler mit Wahlschein | 0 | 0 | 0 |
| Ungültige Stimmen | 4 | 4 | 0 |
| Gültige Stimmen | 460 | 355 | +105 |

| | CDU | SPD | GRÜNE | AfD | LINKE | FDP | FAMIL | Sonstige |
|-------------------|------------|------------|--------------|------------|--------------|------------|--------------|-----------------|
| In Prozent | 28,70% | 17,61% | 25,00% | 9,35% | 3,70% | 6,74% | 1,52% | 7,39% |
| Stimmen | 132 | 81 | 115 | 43 | 17 | 31 | 7 | 34 |
| Partei | CDU | SPD | GRÜNE | AfD | LINKE | FDP | FAMIL | Sonstige |

| | | | | | | | | |
|---------------------------|------------|------------|--------------|------------|--------------|------------|--------------|-----------------|
| Gewinn In Prozent | | | +15,99% | +4,28% | | +1,11% | +1,24% | +0,91% |
| Verlust In Prozent | -8,20% | -14,50% | | | -0,81% | | | |
| Partei | CDU | SPD | GRÜNE | AfD | LINKE | FDP | FAMIL | Sonstige |

| Partei | EW 2019 Stimmen | EW 2019 Prozent | EW 2014 Stimmen | EW 2014 Prozent | Differenz Stimmen | Differenz In Prozent |
|---------------------|--------------------|--------------------|--------------------|--------------------|----------------------|-------------------------|
| CDU | 132 | 28,70% | 131 | 36,90% | +1 | -8,20% |
| SPD | 81 | 17,61% | 114 | 32,11% | -33 | -14,50% |
| GRÜNE | 115 | 25,00% | 32 | 9,01% | +83 | +15,99% |
| AfD | 43 | 9,35% | 18 | 5,07% | +25 | +4,28% |
| DIE LINKE | 17 | 3,70% | 16 | 4,51% | +1 | -0,81% |
| FDP | 31 | 6,74% | 20 | 5,63% | +11 | +1,11% |
| PIRATEN | 1 | 0,22% | 3 | 0,85% | -2 | -0,63% |
| Tierschutzpartei | 6 | 1,30% | 8 | 2,25% | -2 | -0,95% |
| NPD | 1 | 0,22% | 4 | 1,13% | -3 | -0,91% |
| Die PARTEI | 6 | 1,30% | 0 | 0,00% | +6 | +1,30% |
| FAMILIE | 7 | 1,52% | 1 | 0,28% | +6 | +1,24% |
| FREIE WÄHLER | 3 | 0,65% | 4 | 1,13% | -1 | -0,48% |
| Volksabstimmung | 1 | 0,22% | 0 | 0,00% | +1 | +0,22% |
| ÖDP | 3 | 0,65% | 0 | 0,00% | +3 | +0,65% |
| DKP | 0 | 0,00% | 0 | 0,00% | 0 | 0,00% |
| MLPD | 0 | 0,00% | 0 | 0,00% | 0 | 0,00% |
| BP | 0 | 0,00% | 0 | 0,00% | 0 | 0,00% |
| SGP | 0 | 0,00% | 0 | 0,00% | 0 | 0,00% |
| TIERSCHUTZ hier! | 0 | 0,00% | -/- | -/- | 0 | 0,00% |
| Tierschutzallianz | 0 | 0,00% | -/- | -/- | 0 | 0,00% |
| Bündnis C | 0 | 0,00% | -/- | -/- | 0 | 0,00% |
| BIG | 0 | 0,00% | -/- | -/- | 0 | 0,00% |
| BGE | 0 | 0,00% | -/- | -/- | 0 | 0,00% |
| DIE DIREKTE! | 1 | 0,22% | -/- | -/- | +1 | +0,22% |
| DiEM25 | 1 | 0,22% | -/- | -/- | +1 | +0,22% |
| III. Weg | 0 | 0,00% | -/- | -/- | 0 | 0,00% |
| Die Grauen | 2 | 0,43% | -/- | -/- | +2 | +0,43% |
| DIE RECHTE | 0 | 0,00% | -/- | -/- | 0 | 0,00% |
| DIE VIOLETTEN | 0 | 0,00% | -/- | -/- | 0 | 0,00% |
| LIEBE | 0 | 0,00% | -/- | -/- | 0 | 0,00% |
| DIE FRAUEN | 0 | 0,00% | -/- | -/- | 0 | 0,00% |
| Graue Panther | 2 | 0,43% | -/- | -/- | +2 | +0,43% |
| LKR | 0 | 0,00% | -/- | -/- | 0 | 0,00% |
| MENSCHLICHE WELT | 0 | 0,00% | -/- | -/- | 0 | 0,00% |
| NL | 0 | 0,00% | -/- | -/- | 0 | 0,00% |

| Partei | EW 2019 Stimmen | EW 2019 Prozent | EW 2014 Stimmen | EW 2014 Prozent | Differenz Stimmen | Differenz In Prozent |
|---------------------------------|--------------------|--------------------|--------------------|--------------------|----------------------|-------------------------|
| ÖkoLinX | 0 | 0,00% | -/- | -/- | 0 | 0,00% |
| Die Humanisten | 2 | 0,43% | -/- | -/- | +2 | +0,43% |
| PARTEI FÜR DIE TIERE | 3 | 0,65% | -/- | -/- | +3 | +0,65% |
| Gesundheitsforschung | 0 | 0,00% | -/- | -/- | 0 | 0,00% |
| Volt | 2 | 0,43% | -/- | -/- | +2 | +0,43% |
| AUF | -/- | -/- | 2 | 0,56% | -2 | -0,56% |
| BüSo | -/- | -/- | 0 | 0,00% | 0 | 0,00% |
| CM | -/- | -/- | 0 | 0,00% | 0 | 0,00% |
| REP | -/- | -/- | 2 | 0,56% | -2 | -0,56% |
| PBC | -/- | -/- | 0 | 0,00% | 0 | 0,00% |
| PRO NRW | -/- | -/- | 0 | 0,00% | 0 | 0,00% |

19.9 Briefwahlbezirk 19

| | EW 2019 | EW 2014 | Differenz |
|-----------------------|---------|---------|-----------|
| Wähler mit Wahlschein | 780 | 700 | +80 |
| Ungültige Stimmen | 9 | 6 | +3 |
| Gültige Stimmen | 771 | 694 | +77 |

| | | | | | | | | |
|-------------------|------------|------------|--------------|------------|--------------|------------|---------------|-----------------|
| In Prozent | 34,63% | 22,57% | 19,33% | 5,45% | 2,08% | 9,21% | 1,43% | 5,32% |
| Stimmen | 267 | 174 | 149 | 42 | 16 | 71 | 11 | 41 |
| Partei | CDU | SPD | GRÜNE | AfD | LINKE | FDP | PARTEI | Sonstige |

| | | | | | | | | |
|---------------------------|------------|------------|--------------|------------|--------------|------------|---------------|-----------------|
| Gewinn In Prozent | | | +12,85% | | | +2,01% | +1,43% | +2,01% |
| Verlust In Prozent | -4,85% | -10,57% | | -0,60% | -2,24% | | | |
| Partei | CDU | SPD | GRÜNE | AfD | LINKE | FDP | PARTEI | Sonstige |

| Partei | EW 2019 Stimmen | EW 2019 Prozent | EW 2014 Stimmen | EW 2014 Prozent | Differenz Stimmen | Differenz In Prozent |
|---------------------|--------------------|--------------------|--------------------|--------------------|----------------------|-------------------------|
| CDU | 267 | 34,63% | 274 | 39,48% | -7 | -4,85% |
| SPD | 174 | 22,57% | 230 | 33,14% | -56 | -10,57% |
| GRÜNE | 149 | 19,33% | 45 | 6,48% | +104 | +12,85% |
| AfD | 42 | 5,45% | 42 | 6,05% | 0 | -0,60% |
| DIE LINKE | 16 | 2,08% | 30 | 4,32% | -14 | -2,24% |
| FDP | 71 | 9,21% | 50 | 7,20% | +21 | +2,01% |
| PIRATEN | 2 | 0,26% | 4 | 0,58% | -2 | -0,32% |
| Tierschutzpartei | 10 | 1,30% | 10 | 1,44% | 0 | -0,14% |
| NPD | 1 | 0,13% | 1 | 0,14% | 0 | -0,01% |
| Die PARTEI | 11 | 1,43% | 0 | 0,00% | +11 | +1,43% |
| FAMILIE | 3 | 0,39% | 0 | 0,00% | +3 | +0,39% |
| FREIE WÄHLER | 2 | 0,26% | 3 | 0,43% | -1 | -0,17% |
| Volksabstimmung | 2 | 0,26% | 1 | 0,14% | +1 | +0,12% |
| ÖDP | 3 | 0,39% | 1 | 0,14% | +2 | +0,25% |
| DKP | 0 | 0,00% | 0 | 0,00% | 0 | 0,00% |
| MLPD | 0 | 0,00% | 0 | 0,00% | 0 | 0,00% |
| BP | 2 | 0,26% | 1 | 0,14% | +1 | +0,12% |
| SGP | 0 | 0,00% | 0 | 0,00% | 0 | 0,00% |
| TIERSCHUTZ hier! | 3 | 0,39% | -/- | -/- | +3 | +0,39% |
| Tierschutzallianz | 1 | 0,13% | -/- | -/- | +1 | +0,13% |
| Bündnis C | 1 | 0,13% | -/- | -/- | +1 | +0,13% |
| BIG | 3 | 0,39% | -/- | -/- | +3 | +0,39% |
| BGE | 2 | 0,26% | -/- | -/- | +2 | +0,26% |
| DIE DIREKTE! | 0 | 0,00% | -/- | -/- | 0 | 0,00% |
| DiEM25 | 1 | 0,13% | -/- | -/- | +1 | +0,13% |
| III. Weg | 0 | 0,00% | -/- | -/- | 0 | 0,00% |
| Die Grauen | 1 | 0,13% | -/- | -/- | +1 | +0,13% |
| DIE RECHTE | 0 | 0,00% | -/- | -/- | 0 | 0,00% |
| DIE VIOLETTEN | 0 | 0,00% | -/- | -/- | 0 | 0,00% |
| LIEBE | 0 | 0,00% | -/- | -/- | 0 | 0,00% |
| DIE FRAUEN | 0 | 0,00% | -/- | -/- | 0 | 0,00% |
| Graue Panther | 0 | 0,00% | -/- | -/- | 0 | 0,00% |
| LKR | 0 | 0,00% | -/- | -/- | 0 | 0,00% |
| MENSCHLICHE WELT | 0 | 0,00% | -/- | -/- | 0 | 0,00% |
| NL | 0 | 0,00% | -/- | -/- | 0 | 0,00% |

| Partei | EW 2019 Stimmen | EW 2019 Prozent | EW 2014 Stimmen | EW 2014 Prozent | Differenz Stimmen | Differenz In Prozent |
|---------------------------------|--------------------|--------------------|--------------------|--------------------|----------------------|-------------------------|
| ÖkoLinX | 0 | 0,00% | -/- | -/- | 0 | 0,00% |
| Die Humanisten | 0 | 0,00% | -/- | -/- | 0 | 0,00% |
| PARTEI FÜR DIE TIERE | 1 | 0,13% | -/- | -/- | +1 | +0,13% |
| Gesundheitsforschung | 1 | 0,13% | -/- | -/- | +1 | +0,13% |
| Volt | 2 | 0,26% | -/- | -/- | +2 | +0,26% |
| AUF | -/- | -/- | 0 | 0,00% | 0 | 0,00% |
| BüSo | -/- | -/- | 0 | 0,00% | 0 | 0,00% |
| CM | -/- | -/- | 0 | 0,00% | 0 | 0,00% |
| REP | -/- | -/- | 0 | 0,00% | 0 | 0,00% |
| PBC | -/- | -/- | 0 | 0,00% | 0 | 0,00% |
| PRO NRW | -/- | -/- | 2 | 0,29% | -2 | -0,29% |

20.1 Mariannenschule

| | EW 2019 | EW 2014 | Differenz |
|-----------------------------------|---------------|---------------|---------------|
| Wahlbeteiligung | 43,51% | 33,70% | +9,81% |
| Wahlberechtigte insgesamt | 1.110 | 1.269 | -159 |
| Wahlberechtigte ohne Sperrvermerk | 1.002 | 1.181 | -179 |
| Wahlberechtigte mit Sperrvermerk | 108 | 88 | +20 |
| Wahlberechtigte § 24 Abs. 2 EuWO | 0 | 0 | 0 |
| Wähler insgesamt | 436 | 398 | +38 |
| Wähler mit Wahlschein | 0 | 0 | 0 |
| Ungültige Stimmen | 7 | 9 | -2 |
| Gültige Stimmen | 429 | 389 | +40 |

| In Prozent | 13,99% | 17,02% | 33,33% | 8,39% | 8,86% | 4,20% | 5,83% | 8,39% |
|------------|--------|--------|--------|-------|-------|-------|--------|----------|
| Stimmen | 60 | 73 | 143 | 36 | 38 | 18 | 25 | 36 |
| Partei | CDU | SPD | GRÜNE | AfD | LINKE | FDP | PARTEI | Sonstige |

| Gewinn In Prozent | | | +19,19% | +3,25% | +0,38% | +2,66% | +4,03% | +0,68% |
|--------------------|--------|---------|---------|--------|--------|--------|--------|----------|
| Verlust In Prozent | -9,40% | -20,77% | | | | | | |
| Partei | CDU | SPD | GRÜNE | AfD | LINKE | FDP | PARTEI | Sonstige |

| Partei | EW 2019 Stimmen | EW 2019 Prozent | EW 2014 Stimmen | EW 2014 Prozent | Differenz Stimmen | Differenz In Prozent |
|---------------------|--------------------|--------------------|--------------------|--------------------|----------------------|-------------------------|
| CDU | 60 | 13,99% | 91 | 23,39% | -31 | -9,40% |
| SPD | 73 | 17,02% | 147 | 37,79% | -74 | -20,77% |
| GRÜNE | 143 | 33,33% | 55 | 14,14% | +88 | +19,19% |
| AfD | 36 | 8,39% | 20 | 5,14% | +16 | +3,25% |
| DIE LINKE | 38 | 8,86% | 33 | 8,48% | +5 | +0,38% |
| FDP | 18 | 4,20% | 6 | 1,54% | +12 | +2,66% |
| PIRATEN | 2 | 0,47% | 10 | 2,57% | -8 | -2,10% |
| Tierschutzpartei | 6 | 1,40% | 3 | 0,77% | +3 | +0,63% |
| NPD | 1 | 0,23% | 6 | 1,54% | -5 | -1,31% |
| Die PARTEI | 25 | 5,83% | 7 | 1,80% | +18 | +4,03% |
| FAMILIE | 2 | 0,47% | 0 | 0,00% | +2 | +0,47% |
| FREIE WÄHLER | 2 | 0,47% | 0 | 0,00% | +2 | +0,47% |
| Volksabstimmung | 0 | 0,00% | 0 | 0,00% | 0 | 0,00% |
| ÖDP | 3 | 0,70% | 0 | 0,00% | +3 | +0,70% |
| DKP | 3 | 0,70% | 2 | 0,51% | +1 | +0,19% |
| MLPD | 0 | 0,00% | 0 | 0,00% | 0 | 0,00% |
| BP | 1 | 0,23% | 2 | 0,51% | -1 | -0,28% |
| SGP | 0 | 0,00% | 0 | 0,00% | 0 | 0,00% |
| TIERSCHUTZ hier! | 1 | 0,23% | -/- | -/- | +1 | +0,23% |
| Tierschutzallianz | 1 | 0,23% | -/- | -/- | +1 | +0,23% |
| Bündnis C | 0 | 0,00% | -/- | -/- | 0 | 0,00% |
| BIG | 1 | 0,23% | -/- | -/- | +1 | +0,23% |
| BGE | 0 | 0,00% | -/- | -/- | 0 | 0,00% |
| DIE DIREKTE! | 0 | 0,00% | -/- | -/- | 0 | 0,00% |
| DiEM25 | 7 | 1,63% | -/- | -/- | +7 | +1,63% |
| III. Weg | 0 | 0,00% | -/- | -/- | 0 | 0,00% |
| Die Grauen | 2 | 0,47% | -/- | -/- | +2 | +0,47% |
| DIE RECHTE | 0 | 0,00% | -/- | -/- | 0 | 0,00% |
| DIE VIOLETTEN | 0 | 0,00% | -/- | -/- | 0 | 0,00% |
| LIEBE | 0 | 0,00% | -/- | -/- | 0 | 0,00% |
| DIE FRAUEN | 0 | 0,00% | -/- | -/- | 0 | 0,00% |
| Graue Panther | 1 | 0,23% | -/- | -/- | +1 | +0,23% |
| LKR | 0 | 0,00% | -/- | -/- | 0 | 0,00% |
| MENSCHLICHE WELT | 0 | 0,00% | -/- | -/- | 0 | 0,00% |
| NL | 0 | 0,00% | -/- | -/- | 0 | 0,00% |

| Partei | EW 2019 Stimmen | EW 2019 Prozent | EW 2014 Stimmen | EW 2014 Prozent | Differenz Stimmen | Differenz In Prozent |
|---------------------------------|--------------------|--------------------|--------------------|--------------------|----------------------|-------------------------|
| ÖkoLinX | 0 | 0,00% | -/- | -/- | 0 | 0,00% |
| Die Humanisten | 0 | 0,00% | -/- | -/- | 0 | 0,00% |
| PARTEI FÜR DIE TIERE | 0 | 0,00% | -/- | -/- | 0 | 0,00% |
| Gesundheitsforschung | 0 | 0,00% | -/- | -/- | 0 | 0,00% |
| Volt | 3 | 0,70% | -/- | -/- | +3 | +0,70% |
| AUF | -/- | -/- | 0 | 0,00% | 0 | 0,00% |
| BüSo | -/- | -/- | 0 | 0,00% | 0 | 0,00% |
| CM | -/- | -/- | 0 | 0,00% | 0 | 0,00% |
| REP | -/- | -/- | 3 | 0,77% | -3 | -0,77% |
| PBC | -/- | -/- | 2 | 0,51% | -2 | -0,51% |
| PRO NRW | -/- | -/- | 2 | 0,51% | -2 | -0,51% |

20.2 Kursana Residenz

| | EW 2019 | EW 2014 | Differenz |
|-----------------------------------|---------------|---------------|---------------|
| Wahlbeteiligung | 32,54% | 29,92% | +2,62% |
| Wahlberechtigte insgesamt | 1.122 | 1.206 | -84 |
| Wahlberechtigte ohne Sperrvermerk | 1.014 | 1.056 | -42 |
| Wahlberechtigte mit Sperrvermerk | 108 | 150 | -42 |
| Wahlberechtigte § 24 Abs. 2 EuWO | 0 | 0 | 0 |
| Wähler insgesamt | 330 | 316 | +14 |
| Wähler mit Wahlschein | 0 | 0 | 0 |
| Ungültige Stimmen | 3 | 5 | -2 |
| Gültige Stimmen | 327 | 311 | +16 |

| In Prozent | 22,94% | 16,21% | 22,94% | 11,01% | 6,42% | 3,67% | 6,12% | 10,70% |
|------------|--------|--------|--------|--------|-------|-------|--------|----------|
| Stimmen | 75 | 53 | 75 | 36 | 21 | 12 | 20 | 35 |
| Partei | CDU | SPD | GRÜNE | AfD | LINKE | FDP | PARTEI | Sonstige |

| | | | | | | | | |
|-----------------------|--------|---------|---------|--------|--------|--------|--------|----------|
| Gewinn In Prozent | | | +13,62% | +4,90% | | +0,45% | +5,16% | +2,02% |
| Verlust In Prozent | -9,21% | -15,30% | | | -1,62% | | | |
| Partei | CDU | SPD | GRÜNE | AfD | LINKE | FDP | PARTEI | Sonstige |

| Partei | EW 2019 Stimmen | EW 2019 Prozent | EW 2014 Stimmen | EW 2014 Prozent | Differenz Stimmen | Differenz In Prozent |
|---------------------|--------------------|--------------------|--------------------|--------------------|----------------------|-------------------------|
| CDU | 75 | 22,94% | 100 | 32,15% | -25 | -9,21% |
| SPD | 53 | 16,21% | 98 | 31,51% | -45 | -15,30% |
| GRÜNE | 75 | 22,94% | 29 | 9,32% | +46 | +13,62% |
| AfD | 36 | 11,01% | 19 | 6,11% | +17 | +4,90% |
| DIE LINKE | 21 | 6,42% | 25 | 8,04% | -4 | -1,62% |
| FDP | 12 | 3,67% | 10 | 3,22% | +2 | +0,45% |
| PIRATEN | 2 | 0,61% | 6 | 1,93% | -4 | -1,32% |
| Tierschutzpartei | 9 | 2,75% | 6 | 1,93% | +3 | +0,82% |
| NPD | 0 | 0,00% | 3 | 0,96% | -3 | -0,96% |
| Die PARTEI | 20 | 6,12% | 3 | 0,96% | +17 | +5,16% |
| FAMILIE | 3 | 0,92% | 2 | 0,64% | +1 | +0,28% |
| FREIE WÄHLER | 0 | 0,00% | 3 | 0,96% | -3 | -0,96% |
| Volksabstimmung | 0 | 0,00% | 3 | 0,96% | -3 | -0,96% |
| ÖDP | 0 | 0,00% | 0 | 0,00% | 0 | 0,00% |
| DKP | 0 | 0,00% | 0 | 0,00% | 0 | 0,00% |
| MLPD | 0 | 0,00% | 0 | 0,00% | 0 | 0,00% |
| BP | 0 | 0,00% | 0 | 0,00% | 0 | 0,00% |
| SGP | 0 | 0,00% | 0 | 0,00% | 0 | 0,00% |
| TIERSCHUTZ hier! | 3 | 0,92% | -/- | -/- | +3 | +0,92% |
| Tierschutzallianz | 0 | 0,00% | -/- | -/- | 0 | 0,00% |
| Bündnis C | 0 | 0,00% | -/- | -/- | 0 | 0,00% |
| BIG | 6 | 1,83% | -/- | -/- | +6 | +1,83% |
| BGE | 0 | 0,00% | -/- | -/- | 0 | 0,00% |
| DIE DIREKTE! | 0 | 0,00% | -/- | -/- | 0 | 0,00% |
| DiEM25 | 3 | 0,92% | -/- | -/- | +3 | +0,92% |
| III. Weg | 0 | 0,00% | -/- | -/- | 0 | 0,00% |
| Die Grauen | 0 | 0,00% | -/- | -/- | 0 | 0,00% |
| DIE RECHTE | 0 | 0,00% | -/- | -/- | 0 | 0,00% |
| DIE VIOLETTEN | 1 | 0,31% | -/- | -/- | +1 | +0,31% |
| LIEBE | 0 | 0,00% | -/- | -/- | 0 | 0,00% |
| DIE FRAUEN | 1 | 0,31% | -/- | -/- | +1 | +0,31% |
| Graue Panther | 0 | 0,00% | -/- | -/- | 0 | 0,00% |
| LKR | 0 | 0,00% | -/- | -/- | 0 | 0,00% |
| MENSCHLICHE WELT | 0 | 0,00% | -/- | -/- | 0 | 0,00% |
| NL | 0 | 0,00% | -/- | -/- | 0 | 0,00% |

| Partei | EW 2019 Stimmen | EW 2019 Prozent | EW 2014 Stimmen | EW 2014 Prozent | Differenz Stimmen | Differenz In Prozent |
|---------------------------------|--------------------|--------------------|--------------------|--------------------|----------------------|-------------------------|
| ÖkoLinX | 1 | 0,31% | -/- | -/- | +1 | +0,31% |
| Die Humanisten | 2 | 0,61% | -/- | -/- | +2 | +0,61% |
| PARTEI FÜR DIE TIERE | 2 | 0,61% | -/- | -/- | +2 | +0,61% |
| Gesundheitsforschung | 0 | 0,00% | -/- | -/- | 0 | 0,00% |
| Volt | 2 | 0,61% | -/- | -/- | +2 | +0,61% |
| AUF | -/- | -/- | 0 | 0,00% | 0 | 0,00% |
| BüSo | -/- | -/- | 0 | 0,00% | 0 | 0,00% |
| CM | -/- | -/- | 0 | 0,00% | 0 | 0,00% |
| REP | -/- | -/- | 2 | 0,64% | -2 | -0,64% |
| PBC | -/- | -/- | 0 | 0,00% | 0 | 0,00% |
| PRO NRW | -/- | -/- | 2 | 0,64% | -2 | -0,64% |

20.6 Fichte-Gymnasium

| | EW 2019 | EW 2014 | Differenz |
|-----------------------------------|---------------|---------------|---------------|
| Wahlbeteiligung | 28,66% | 22,03% | +6,63% |
| Wahlberechtigte insgesamt | 336 | 378 | -42 |
| Wahlberechtigte ohne Sperrvermerk | 314 | 354 | -40 |
| Wahlberechtigte mit Sperrvermerk | 22 | 24 | -2 |
| Wahlberechtigte § 24 Abs. 2 EuWO | 0 | 0 | 0 |
| Wähler insgesamt | 90 | 78 | +12 |
| Wähler mit Wahlschein | 1 | 0 | +1 |
| Ungültige Stimmen | 2 | 4 | -2 |
| Gültige Stimmen | 88 | 74 | +14 |

| | CDU | SPD | GRÜNE | AfD | LINKE | FDP | PIRAT | Sonstige |
|-------------------|-------|--------|--------|--------|--------|-------|-------|----------|
| In Prozent | 7,95% | 19,32% | 20,45% | 10,23% | 15,91% | 6,82% | 5,68% | 13,64% |
| Stimmen | 7 | 17 | 18 | 9 | 14 | 6 | 5 | 12 |
| Partei | CDU | SPD | GRÜNE | AfD | LINKE | FDP | PIRAT | Sonstige |

| | CDU | SPD | GRÜNE | AfD | LINKE | FDP | PIRAT | Sonstige |
|---------------------------|--------|---------|---------|--------|--------|--------|--------|----------|
| Gewinn In Prozent | | | +12,34% | +8,88% | | +6,82% | +0,27% | +6,88% |
| Verlust In Prozent | -4,21% | -22,57% | | | -8,41% | | | |
| Partei | CDU | SPD | GRÜNE | AfD | LINKE | FDP | PIRAT | Sonstige |

| Partei | EW 2019 Stimmen | EW 2019 Prozent | EW 2014 Stimmen | EW 2014 Prozent | Differenz Stimmen | Differenz In Prozent |
|---------------------|--------------------|--------------------|--------------------|--------------------|----------------------|-------------------------|
| CDU | 7 | 7,95% | 9 | 12,16% | -2 | -4,21% |
| SPD | 17 | 19,32% | 31 | 41,89% | -14 | -22,57% |
| GRÜNE | 18 | 20,45% | 6 | 8,11% | +12 | +12,34% |
| AfD | 9 | 10,23% | 1 | 1,35% | +8 | +8,88% |
| DIE LINKE | 14 | 15,91% | 18 | 24,32% | -4 | -8,41% |
| FDP | 6 | 6,82% | 0 | 0,00% | +6 | +6,82% |
| PIRATEN | 5 | 5,68% | 4 | 5,41% | +1 | +0,27% |
| Tierschutzpartei | 2 | 2,27% | 2 | 2,70% | 0 | -0,43% |
| NPD | 0 | 0,00% | 0 | 0,00% | 0 | 0,00% |
| Die PARTEI | 2 | 2,27% | 1 | 1,35% | +1 | +0,92% |
| FAMILIE | 0 | 0,00% | 0 | 0,00% | 0 | 0,00% |
| FREIE WÄHLER | 1 | 1,14% | 0 | 0,00% | +1 | +1,14% |
| Volksabstimmung | 0 | 0,00% | 0 | 0,00% | 0 | 0,00% |
| ÖDP | 0 | 0,00% | 1 | 1,35% | -1 | -1,35% |
| DKP | 1 | 1,14% | 1 | 1,35% | 0 | -0,21% |
| MLPD | 0 | 0,00% | 0 | 0,00% | 0 | 0,00% |
| BP | 0 | 0,00% | 0 | 0,00% | 0 | 0,00% |
| SGP | 0 | 0,00% | 0 | 0,00% | 0 | 0,00% |
| TIERSCHUTZ hier! | 0 | 0,00% | -/- | -/- | 0 | 0,00% |
| Tierschutzallianz | 0 | 0,00% | -/- | -/- | 0 | 0,00% |
| Bündnis C | 0 | 0,00% | -/- | -/- | 0 | 0,00% |
| BIG | 3 | 3,41% | -/- | -/- | +3 | +3,41% |
| BGE | 0 | 0,00% | -/- | -/- | 0 | 0,00% |
| DIE DIREKTE! | 0 | 0,00% | -/- | -/- | 0 | 0,00% |
| DiEM25 | 0 | 0,00% | -/- | -/- | 0 | 0,00% |
| III. Weg | 0 | 0,00% | -/- | -/- | 0 | 0,00% |
| Die Grauen | 1 | 1,14% | -/- | -/- | +1 | +1,14% |
| DIE RECHTE | 0 | 0,00% | -/- | -/- | 0 | 0,00% |
| DIE VIOLETTEN | 1 | 1,14% | -/- | -/- | +1 | +1,14% |
| LIEBE | 0 | 0,00% | -/- | -/- | 0 | 0,00% |
| DIE FRAUEN | 0 | 0,00% | -/- | -/- | 0 | 0,00% |
| Graue Panther | 0 | 0,00% | -/- | -/- | 0 | 0,00% |
| LKR | 0 | 0,00% | -/- | -/- | 0 | 0,00% |
| MENSCHLICHE WELT | 0 | 0,00% | -/- | -/- | 0 | 0,00% |
| NL | 0 | 0,00% | -/- | -/- | 0 | 0,00% |

| Partei | EW 2019 Stimmen | EW 2019 Prozent | EW 2014 Stimmen | EW 2014 Prozent | Differenz Stimmen | Differenz In Prozent |
|---------------------------------|--------------------|--------------------|--------------------|--------------------|----------------------|-------------------------|
| ÖkoLinX | 0 | 0,00% | -/- | -/- | 0 | 0,00% |
| Die Humanisten | 1 | 1,14% | -/- | -/- | +1 | +1,14% |
| PARTEI FÜR DIE TIERE | 0 | 0,00% | -/- | -/- | 0 | 0,00% |
| Gesundheitsforschung | 0 | 0,00% | -/- | -/- | 0 | 0,00% |
| Volt | 0 | 0,00% | -/- | -/- | 0 | 0,00% |
| AUF | -/- | -/- | 0 | 0,00% | 0 | 0,00% |
| BüSo | -/- | -/- | 0 | 0,00% | 0 | 0,00% |
| CM | -/- | -/- | 0 | 0,00% | 0 | 0,00% |
| REP | -/- | -/- | 0 | 0,00% | 0 | 0,00% |
| PBC | -/- | -/- | 0 | 0,00% | 0 | 0,00% |
| PRO NRW | -/- | -/- | 0 | 0,00% | 0 | 0,00% |

20.7 Josefschule

| | EW 2019 | EW 2014 | Differenz |
|-----------------------------------|---------------|---------------|---------------|
| Wahlbeteiligung | 36,68% | 28,22% | +8,46% |
| Wahlberechtigte insgesamt | 688 | 695 | -7 |
| Wahlberechtigte ohne Sperrvermerk | 608 | 645 | -37 |
| Wahlberechtigte mit Sperrvermerk | 80 | 50 | +30 |
| Wahlberechtigte § 24 Abs. 2 EuWO | 0 | 0 | 0 |
| Wähler insgesamt | 223 | 182 | +41 |
| Wähler mit Wahlschein | 1 | 1 | 0 |
| Ungültige Stimmen | 1 | 3 | -2 |
| Gültige Stimmen | 222 | 179 | +43 |

| | | | | | | | | |
|-------------------|------------|------------|--------------|------------|--------------|------------|---------------|-----------------|
| In Prozent | 10,81% | 14,86% | 29,28% | 6,31% | 11,26% | 4,05% | 6,76% | 16,67% |
| Stimmen | 24 | 33 | 65 | 14 | 25 | 9 | 15 | 37 |
| Partei | CDU | SPD | GRÜNE | AfD | LINKE | FDP | PARTEI | Sonstige |

| | | | | | | | | |
|---------------------------|------------|------------|--------------|------------|--------------|------------|---------------|-----------------|
| Gewinn In Prozent | | | +13,08% | +2,96% | | +1,26% | +5,08% | +8,29% |
| Verlust In Prozent | -9,86% | -19,78% | | | -1,03% | | | |
| Partei | CDU | SPD | GRÜNE | AfD | LINKE | FDP | PARTEI | Sonstige |

| Partei | EW 2019 Stimmen | EW 2019 Prozent | EW 2014 Stimmen | EW 2014 Prozent | Differenz Stimmen | Differenz In Prozent |
|---------------------|--------------------|--------------------|--------------------|--------------------|----------------------|-------------------------|
| CDU | 24 | 10,81% | 37 | 20,67% | -13 | -9,86% |
| SPD | 33 | 14,86% | 62 | 34,64% | -29 | -19,78% |
| GRÜNE | 65 | 29,28% | 29 | 16,20% | +36 | +13,08% |
| AfD | 14 | 6,31% | 6 | 3,35% | +8 | +2,96% |
| DIE LINKE | 25 | 11,26% | 22 | 12,29% | +3 | -1,03% |
| FDP | 9 | 4,05% | 5 | 2,79% | +4 | +1,26% |
| PIRATEN | 11 | 4,95% | 4 | 2,23% | +7 | +2,72% |
| Tierschutzpartei | 5 | 2,25% | 7 | 3,91% | -2 | -1,66% |
| NPD | 0 | 0,00% | 1 | 0,56% | -1 | -0,56% |
| Die PARTEI | 15 | 6,76% | 3 | 1,68% | +12 | +5,08% |
| FAMILIE | 2 | 0,90% | 1 | 0,56% | +1 | +0,34% |
| FREIE WÄHLER | 0 | 0,00% | 1 | 0,56% | -1 | -0,56% |
| Volksabstimmung | 0 | 0,00% | 0 | 0,00% | 0 | 0,00% |
| ÖDP | 1 | 0,45% | 0 | 0,00% | +1 | +0,45% |
| DKP | 0 | 0,00% | 0 | 0,00% | 0 | 0,00% |
| MLPD | 0 | 0,00% | 0 | 0,00% | 0 | 0,00% |
| BP | 0 | 0,00% | 0 | 0,00% | 0 | 0,00% |
| SGP | 0 | 0,00% | 0 | 0,00% | 0 | 0,00% |
| TIERSCHUTZ hier! | 1 | 0,45% | -/- | -/- | +1 | +0,45% |
| Tierschutzallianz | 1 | 0,45% | -/- | -/- | +1 | +0,45% |
| Bündnis C | 0 | 0,00% | -/- | -/- | 0 | 0,00% |
| BIG | 5 | 2,25% | -/- | -/- | +5 | +2,25% |
| BGE | 0 | 0,00% | -/- | -/- | 0 | 0,00% |
| DIE DIREKTE! | 0 | 0,00% | -/- | -/- | 0 | 0,00% |
| DiEM25 | 3 | 1,35% | -/- | -/- | +3 | +1,35% |
| III. Weg | 0 | 0,00% | -/- | -/- | 0 | 0,00% |
| Die Grauen | 0 | 0,00% | -/- | -/- | 0 | 0,00% |
| DIE RECHTE | 0 | 0,00% | -/- | -/- | 0 | 0,00% |
| DIE VIOLETTEN | 0 | 0,00% | -/- | -/- | 0 | 0,00% |
| LIEBE | 0 | 0,00% | -/- | -/- | 0 | 0,00% |
| DIE FRAUEN | 1 | 0,45% | -/- | -/- | +1 | +0,45% |
| Graue Panther | 1 | 0,45% | -/- | -/- | +1 | +0,45% |
| LKR | 0 | 0,00% | -/- | -/- | 0 | 0,00% |
| MENSCHLICHE WELT | 0 | 0,00% | -/- | -/- | 0 | 0,00% |
| NL | 1 | 0,45% | -/- | -/- | +1 | +0,45% |

| Partei | EW 2019 Stimmen | EW 2019 Prozent | EW 2014 Stimmen | EW 2014 Prozent | Differenz Stimmen | Differenz In Prozent |
|---------------------------------|--------------------|--------------------|--------------------|--------------------|----------------------|-------------------------|
| ÖkoLinX | 2 | 0,90% | -/- | -/- | +2 | +0,90% |
| Die Humanisten | 0 | 0,00% | -/- | -/- | 0 | 0,00% |
| PARTEI FÜR DIE TIERE | 0 | 0,00% | -/- | -/- | 0 | 0,00% |
| Gesundheitsforschung | 0 | 0,00% | -/- | -/- | 0 | 0,00% |
| Volt | 3 | 1,35% | -/- | -/- | +3 | +1,35% |
| AUF | -/- | -/- | 0 | 0,00% | 0 | 0,00% |
| BüSo | -/- | -/- | 0 | 0,00% | 0 | 0,00% |
| CM | -/- | -/- | 0 | 0,00% | 0 | 0,00% |
| REP | -/- | -/- | 0 | 0,00% | 0 | 0,00% |
| PBC | -/- | -/- | 1 | 0,56% | -1 | -0,56% |
| PRO NRW | -/- | -/- | 0 | 0,00% | 0 | 0,00% |

20.8 DPVV - Begegnungszentrum

| | EW 2019 | EW 2014 | Differenz |
|-----------------------------------|---------------|---------------|---------------|
| Wahlbeteiligung | 38,63% | 31,12% | +7,51% |
| Wahlberechtigte insgesamt | 936 | 1.033 | -97 |
| Wahlberechtigte ohne Sperrvermerk | 805 | 935 | -130 |
| Wahlberechtigte mit Sperrvermerk | 131 | 98 | +33 |
| Wahlberechtigte § 24 Abs. 2 EuWO | 0 | 0 | 0 |
| Wähler insgesamt | 311 | 291 | +20 |
| Wähler mit Wahlschein | 3 | 2 | +1 |
| Ungültige Stimmen | 4 | 4 | 0 |
| Gültige Stimmen | 307 | 287 | +20 |

| | CDU | SPD | GRÜNE | AfD | LINKE | FDP | PARTEI | Sonstige |
|-------------------|--------|--------|--------|-------|--------|-------|--------|----------|
| In Prozent | 14,33% | 14,66% | 29,32% | 8,14% | 12,05% | 2,93% | 5,86% | 12,70% |
| Stimmen | 44 | 45 | 90 | 25 | 37 | 9 | 18 | 39 |
| Partei | CDU | SPD | GRÜNE | AfD | LINKE | FDP | PARTEI | Sonstige |

| | | | | | | | | |
|---------------------------|--------|---------|---------|--------|--------|--------|--------|----------|
| Gewinn In Prozent | | | +12,60% | +3,61% | | +0,49% | +4,12% | +6,08% |
| Verlust In Prozent | -8,67% | -18,09% | | | -0,15% | | | |
| Partei | CDU | SPD | GRÜNE | AfD | LINKE | FDP | PARTEI | Sonstige |

| Partei | EW 2019 Stimmen | EW 2019 Prozent | EW 2014 Stimmen | EW 2014 Prozent | Differenz Stimmen | Differenz In Prozent |
|---------------------|--------------------|--------------------|--------------------|--------------------|----------------------|-------------------------|
| CDU | 44 | 14,33% | 66 | 23,00% | -22 | -8,67% |
| SPD | 45 | 14,66% | 94 | 32,75% | -49 | -18,09% |
| GRÜNE | 90 | 29,32% | 48 | 16,72% | +42 | +12,60% |
| AfD | 25 | 8,14% | 13 | 4,53% | +12 | +3,61% |
| DIE LINKE | 37 | 12,05% | 35 | 12,20% | +2 | -0,15% |
| FDP | 9 | 2,93% | 7 | 2,44% | +2 | +0,49% |
| PIRATEN | 6 | 1,95% | 5 | 1,74% | +1 | +0,21% |
| Tierschutzpartei | 11 | 3,58% | 7 | 2,44% | +4 | +1,14% |
| NPD | 1 | 0,33% | 2 | 0,70% | -1 | -0,37% |
| Die PARTEI | 18 | 5,86% | 5 | 1,74% | +13 | +4,12% |
| FAMILIE | 0 | 0,00% | 1 | 0,35% | -1 | -0,35% |
| FREIE WÄHLER | 1 | 0,33% | 0 | 0,00% | +1 | +0,33% |
| Volksabstimmung | 0 | 0,00% | 0 | 0,00% | 0 | 0,00% |
| ÖDP | 0 | 0,00% | 0 | 0,00% | 0 | 0,00% |
| DKP | 0 | 0,00% | 1 | 0,35% | -1 | -0,35% |
| MLPD | 0 | 0,00% | 2 | 0,70% | -2 | -0,70% |
| BP | 0 | 0,00% | 0 | 0,00% | 0 | 0,00% |
| SGP | 0 | 0,00% | 0 | 0,00% | 0 | 0,00% |
| TIERSCHUTZ hier! | 0 | 0,00% | -/- | -/- | 0 | 0,00% |
| Tierschutzallianz | 2 | 0,65% | -/- | -/- | +2 | +0,65% |
| Bündnis C | 1 | 0,33% | -/- | -/- | +1 | +0,33% |
| BIG | 3 | 0,98% | -/- | -/- | +3 | +0,98% |
| BGE | 5 | 1,63% | -/- | -/- | +5 | +1,63% |
| DIE DIREKTE! | 1 | 0,33% | -/- | -/- | +1 | +0,33% |
| DiEM25 | 2 | 0,65% | -/- | -/- | +2 | +0,65% |
| III. Weg | 0 | 0,00% | -/- | -/- | 0 | 0,00% |
| Die Grauen | 0 | 0,00% | -/- | -/- | 0 | 0,00% |
| DIE RECHTE | 0 | 0,00% | -/- | -/- | 0 | 0,00% |
| DIE VIOLETTEN | 0 | 0,00% | -/- | -/- | 0 | 0,00% |
| LIEBE | 0 | 0,00% | -/- | -/- | 0 | 0,00% |
| DIE FRAUEN | 0 | 0,00% | -/- | -/- | 0 | 0,00% |
| Graue Panther | 0 | 0,00% | -/- | -/- | 0 | 0,00% |
| LKR | 0 | 0,00% | -/- | -/- | 0 | 0,00% |
| MENSCHLICHE WELT | 0 | 0,00% | -/- | -/- | 0 | 0,00% |
| NL | 0 | 0,00% | -/- | -/- | 0 | 0,00% |

| Partei | EW 2019 Stimmen | EW 2019 Prozent | EW 2014 Stimmen | EW 2014 Prozent | Differenz Stimmen | Differenz In Prozent |
|---------------------------------|--------------------|--------------------|--------------------|--------------------|----------------------|-------------------------|
| ÖkoLinX | 0 | 0,00% | -/- | -/- | 0 | 0,00% |
| Die Humanisten | 2 | 0,65% | -/- | -/- | +2 | +0,65% |
| PARTEI FÜR DIE TIERE | 0 | 0,00% | -/- | -/- | 0 | 0,00% |
| Gesundheitsforschung | 1 | 0,33% | -/- | -/- | +1 | +0,33% |
| Volt | 3 | 0,98% | -/- | -/- | +3 | +0,98% |
| AUF | -/- | -/- | 0 | 0,00% | 0 | 0,00% |
| BüSo | -/- | -/- | 0 | 0,00% | 0 | 0,00% |
| CM | -/- | -/- | 0 | 0,00% | 0 | 0,00% |
| REP | -/- | -/- | 0 | 0,00% | 0 | 0,00% |
| PBC | -/- | -/- | 0 | 0,00% | 0 | 0,00% |
| PRO NRW | -/- | -/- | 1 | 0,35% | -1 | -0,35% |

20.9 Briefwahlbezirk 20

| | EW 2019 | EW 2014 | Differenz |
|-----------------------|---------|---------|-----------|
| Wähler mit Wahlschein | 413 | 359 | +54 |
| Ungültige Stimmen | 0 | 3 | -3 |
| Gültige Stimmen | 413 | 356 | +57 |

| | | | | | | | | |
|-------------------|------------|------------|--------------|------------|--------------|------------|------------|-----------------|
| In Prozent | 23,00% | 14,77% | 24,94% | 5,57% | 10,65% | 9,20% | 4,36% | 7,51% |
| Stimmen | 95 | 61 | 103 | 23 | 44 | 38 | 18 | 31 |
| Partei | CDU | SPD | GRÜNE | AfD | LINKE | FDP | NPD | Sonstige |

| | | | | | | | | |
|---------------------------|------------|------------|--------------|------------|--------------|------------|------------|-----------------|
| Gewinn In Prozent | | | +14,27% | +0,79% | +2,78% | +4,71% | +3,80% | |
| Verlust In Prozent | -13,80% | -11,07% | | | | | | -1,48% |
| Partei | CDU | SPD | GRÜNE | AfD | LINKE | FDP | NPD | Sonstige |

| Partei | EW 2019 Stimmen | EW 2019 Prozent | EW 2014 Stimmen | EW 2014 Prozent | Differenz Stimmen | Differenz In Prozent |
|---------------------|--------------------|--------------------|--------------------|--------------------|----------------------|-------------------------|
| CDU | 95 | 23,00% | 131 | 36,80% | -36 | -13,80% |
| SPD | 61 | 14,77% | 92 | 25,84% | -31 | -11,07% |
| GRÜNE | 103 | 24,94% | 38 | 10,67% | +65 | +14,27% |
| AfD | 23 | 5,57% | 17 | 4,78% | +6 | +0,79% |
| DIE LINKE | 44 | 10,65% | 28 | 7,87% | +16 | +2,78% |
| FDP | 38 | 9,20% | 16 | 4,49% | +22 | +4,71% |
| PIRATEN | 5 | 1,21% | 6 | 1,69% | -1 | -0,48% |
| Tierschutzpartei | 6 | 1,45% | 7 | 1,97% | -1 | -0,52% |
| NPD | 18 | 4,36% | 2 | 0,56% | +16 | +3,80% |
| Die PARTEI | 0 | 0,00% | 4 | 1,12% | -4 | -1,12% |
| FAMILIE | 0 | 0,00% | 1 | 0,28% | -1 | -0,28% |
| FREIE WÄHLER | 1 | 0,24% | 2 | 0,56% | -1 | -0,32% |
| Volksabstimmung | 0 | 0,00% | 2 | 0,56% | -2 | -0,56% |
| ÖDP | 0 | 0,00% | 0 | 0,00% | 0 | 0,00% |
| DKP | 0 | 0,00% | 0 | 0,00% | 0 | 0,00% |
| MLPD | 0 | 0,00% | 0 | 0,00% | 0 | 0,00% |
| BP | 1 | 0,24% | 0 | 0,00% | +1 | +0,24% |
| SGP | 0 | 0,00% | 0 | 0,00% | 0 | 0,00% |
| TIERSCHUTZ hier! | 1 | 0,24% | -/- | -/- | +1 | +0,24% |
| Tierschutzallianz | 1 | 0,24% | -/- | -/- | +1 | +0,24% |
| Bündnis C | 0 | 0,00% | -/- | -/- | 0 | 0,00% |
| BIG | 0 | 0,00% | -/- | -/- | 0 | 0,00% |
| BGE | 2 | 0,48% | -/- | -/- | +2 | +0,48% |
| DIE DIREKTE! | 1 | 0,24% | -/- | -/- | +1 | +0,24% |
| DiEM25 | 3 | 0,73% | -/- | -/- | +3 | +0,73% |
| III. Weg | 0 | 0,00% | -/- | -/- | 0 | 0,00% |
| Die Grauen | 2 | 0,48% | -/- | -/- | +2 | +0,48% |
| DIE RECHTE | 0 | 0,00% | -/- | -/- | 0 | 0,00% |
| DIE VIOLETTEN | 0 | 0,00% | -/- | -/- | 0 | 0,00% |
| LIEBE | 0 | 0,00% | -/- | -/- | 0 | 0,00% |
| DIE FRAUEN | 1 | 0,24% | -/- | -/- | +1 | +0,24% |
| Graue Panther | 0 | 0,00% | -/- | -/- | 0 | 0,00% |
| LKR | 0 | 0,00% | -/- | -/- | 0 | 0,00% |
| MENSCHLICHE WELT | 2 | 0,48% | -/- | -/- | +2 | +0,48% |
| NL | 0 | 0,00% | -/- | -/- | 0 | 0,00% |

| Partei | EW 2019 Stimmen | EW 2019 Prozent | EW 2014 Stimmen | EW 2014 Prozent | Differenz Stimmen | Differenz In Prozent |
|---------------------------------|--------------------|--------------------|--------------------|--------------------|----------------------|-------------------------|
| ÖkoLinX | 0 | 0,00% | -/- | -/- | 0 | 0,00% |
| Die Humanisten | 1 | 0,24% | -/- | -/- | +1 | +0,24% |
| PARTEI FÜR DIE TIERE | 0 | 0,00% | -/- | -/- | 0 | 0,00% |
| Gesundheitsforschung | 0 | 0,00% | -/- | -/- | 0 | 0,00% |
| Volt | 4 | 0,97% | -/- | -/- | +4 | +0,97% |
| AUF | -/- | -/- | 0 | 0,00% | 0 | 0,00% |
| BüSo | -/- | -/- | 1 | 0,28% | -1 | -0,28% |
| CM | -/- | -/- | 4 | 1,12% | -4 | -1,12% |
| REP | -/- | -/- | 1 | 0,28% | -1 | -0,28% |
| PBC | -/- | -/- | 0 | 0,00% | 0 | 0,00% |
| PRO NRW | -/- | -/- | 4 | 1,12% | -4 | -1,12% |

21.1 Rathaus Krefeld

| | EW 2019 | EW 2014 | Differenz |
|-----------------------------------|---------------|---------------|---------------|
| Wahlbeteiligung | 41,29% | 32,52% | +8,77% |
| Wahlberechtigte insgesamt | 1.170 | 1.198 | -28 |
| Wahlberechtigte ohne Sperrvermerk | 1.039 | 1.067 | -28 |
| Wahlberechtigte mit Sperrvermerk | 131 | 131 | 0 |
| Wahlberechtigte § 24 Abs. 2 EuWO | 0 | 0 | 0 |
| Wähler insgesamt | 429 | 347 | +82 |
| Wähler mit Wahlschein | 0 | 0 | 0 |
| Ungültige Stimmen | 4 | 8 | -4 |
| Gültige Stimmen | 425 | 339 | +86 |

| | | | | | | | | |
|-------------------|------------|------------|--------------|------------|--------------|------------|---------------|-----------------|
| In Prozent | 12,00% | 19,53% | 24,24% | 9,88% | 10,12% | 9,18% | 5,65% | 9,41% |
| Stimmen | 51 | 83 | 103 | 42 | 43 | 39 | 24 | 40 |
| Partei | CDU | SPD | GRÜNE | AfD | LINKE | FDP | PARTEI | Sonstige |

| | | | | | | | | |
|---------------------------|------------|------------|--------------|------------|--------------|------------|---------------|-----------------|
| Gewinn In Prozent | | | +10,67% | +2,21% | | +6,23% | +4,77% | +3,51% |
| Verlust In Prozent | -11,60% | -13,51% | | | -2,27% | | | |
| Partei | CDU | SPD | GRÜNE | AfD | LINKE | FDP | PARTEI | Sonstige |

| Partei | EW 2019 Stimmen | EW 2019 Prozent | EW 2014 Stimmen | EW 2014 Prozent | Differenz Stimmen | Differenz In Prozent |
|---------------------|--------------------|--------------------|--------------------|--------------------|----------------------|-------------------------|
| CDU | 51 | 12,00% | 80 | 23,60% | -29 | -11,60% |
| SPD | 83 | 19,53% | 112 | 33,04% | -29 | -13,51% |
| GRÜNE | 103 | 24,24% | 46 | 13,57% | +57 | +10,67% |
| AfD | 42 | 9,88% | 26 | 7,67% | +16 | +2,21% |
| DIE LINKE | 43 | 10,12% | 42 | 12,39% | +1 | -2,27% |
| FDP | 39 | 9,18% | 10 | 2,95% | +29 | +6,23% |
| PIRATEN | 4 | 0,94% | 9 | 2,65% | -5 | -1,71% |
| Tierschutzpartei | 8 | 1,88% | 1 | 0,29% | +7 | +1,59% |
| NPD | 2 | 0,47% | 2 | 0,59% | 0 | -0,12% |
| Die PARTEI | 24 | 5,65% | 3 | 0,88% | +21 | +4,77% |
| FAMILIE | 3 | 0,71% | 3 | 0,88% | 0 | -0,17% |
| FREIE WÄHLER | 3 | 0,71% | 1 | 0,29% | +2 | +0,42% |
| Volksabstimmung | 1 | 0,24% | 1 | 0,29% | 0 | -0,05% |
| ÖDP | 1 | 0,24% | 0 | 0,00% | +1 | +0,24% |
| DKP | 0 | 0,00% | 0 | 0,00% | 0 | 0,00% |
| MLPD | 0 | 0,00% | 0 | 0,00% | 0 | 0,00% |
| BP | 0 | 0,00% | 0 | 0,00% | 0 | 0,00% |
| SGP | 0 | 0,00% | 0 | 0,00% | 0 | 0,00% |
| TIERSCHUTZ hier! | 2 | 0,47% | -/- | -/- | +2 | +0,47% |
| Tierschutzallianz | 2 | 0,47% | -/- | -/- | +2 | +0,47% |
| Bündnis C | 0 | 0,00% | -/- | -/- | 0 | 0,00% |
| BIG | 0 | 0,00% | -/- | -/- | 0 | 0,00% |
| BGE | 2 | 0,47% | -/- | -/- | +2 | +0,47% |
| DIE DIREKTE! | 0 | 0,00% | -/- | -/- | 0 | 0,00% |
| DiEM25 | 2 | 0,47% | -/- | -/- | +2 | +0,47% |
| III. Weg | 0 | 0,00% | -/- | -/- | 0 | 0,00% |
| Die Grauen | 1 | 0,24% | -/- | -/- | +1 | +0,24% |
| DIE RECHTE | 1 | 0,24% | -/- | -/- | +1 | +0,24% |
| DIE VIOLETTEN | 0 | 0,00% | -/- | -/- | 0 | 0,00% |
| LIEBE | 0 | 0,00% | -/- | -/- | 0 | 0,00% |
| DIE FRAUEN | 0 | 0,00% | -/- | -/- | 0 | 0,00% |
| Graue Panther | 1 | 0,24% | -/- | -/- | +1 | +0,24% |
| LKR | 1 | 0,24% | -/- | -/- | +1 | +0,24% |
| MENSCHLICHE WELT | 0 | 0,00% | -/- | -/- | 0 | 0,00% |
| NL | 0 | 0,00% | -/- | -/- | 0 | 0,00% |

| Partei | EW 2019 Stimmen | EW 2019 Prozent | EW 2014 Stimmen | EW 2014 Prozent | Differenz Stimmen | Differenz In Prozent |
|---------------------------------|--------------------|--------------------|--------------------|--------------------|----------------------|-------------------------|
| ÖkoLinX | 0 | 0,00% | -/- | -/- | 0 | 0,00% |
| Die Humanisten | 2 | 0,47% | -/- | -/- | +2 | +0,47% |
| PARTEI FÜR DIE TIERE | 1 | 0,24% | -/- | -/- | +1 | +0,24% |
| Gesundheitsforschung | 0 | 0,00% | -/- | -/- | 0 | 0,00% |
| Volt | 3 | 0,71% | -/- | -/- | +3 | +0,71% |
| AUF | -/- | -/- | 0 | 0,00% | 0 | 0,00% |
| BüSo | -/- | -/- | 0 | 0,00% | 0 | 0,00% |
| CM | -/- | -/- | 0 | 0,00% | 0 | 0,00% |
| REP | -/- | -/- | 1 | 0,29% | -1 | -0,29% |
| PBC | -/- | -/- | 0 | 0,00% | 0 | 0,00% |
| PRO NRW | -/- | -/- | 2 | 0,59% | -2 | -0,59% |

21.2 Altenheim Westwall

| | EW 2019 | EW 2014 | Differenz |
|-----------------------------------|---------------|---------------|---------------|
| Wahlbeteiligung | 41,82% | 34,88% | +6,94% |
| Wahlberechtigte insgesamt | 751 | 809 | -58 |
| Wahlberechtigte ohne Sperrvermerk | 660 | 731 | -71 |
| Wahlberechtigte mit Sperrvermerk | 91 | 78 | +13 |
| Wahlberechtigte § 24 Abs. 2 EuWO | 0 | 0 | 0 |
| Wähler insgesamt | 276 | 255 | +21 |
| Wähler mit Wahlschein | 0 | 0 | 0 |
| Ungültige Stimmen | 5 | 4 | +1 |
| Gültige Stimmen | 271 | 251 | +20 |

| | CDU | SPD | GRÜNE | AfD | LINKE | FDP | PARTEI | Sonstige |
|-------------------|--------|--------|--------|-------|--------|-------|--------|----------|
| In Prozent | 13,28% | 15,13% | 25,46% | 8,12% | 12,18% | 5,90% | 8,12% | 11,81% |
| Stimmen | 36 | 41 | 69 | 22 | 33 | 16 | 22 | 32 |
| Partei | CDU | SPD | GRÜNE | AfD | LINKE | FDP | PARTEI | Sonstige |

| | CDU | SPD | GRÜNE | AfD | LINKE | FDP | PARTEI | Sonstige |
|---------------------------|---------|---------|---------|--------|--------|--------|--------|----------|
| Gewinn In Prozent | | | +12,31% | +1,75% | | +3,51% | +7,32% | +1,45% |
| Verlust In Prozent | -11,82% | -13,56% | | | -0,97% | | | |
| Partei | CDU | SPD | GRÜNE | AfD | LINKE | FDP | PARTEI | Sonstige |

| Partei | EW 2019 Stimmen | EW 2019 Prozent | EW 2014 Stimmen | EW 2014 Prozent | Differenz Stimmen | Differenz In Prozent |
|---------------------|--------------------|--------------------|--------------------|--------------------|----------------------|-------------------------|
| CDU | 36 | 13,28% | 63 | 25,10% | -27 | -11,82% |
| SPD | 41 | 15,13% | 72 | 28,69% | -31 | -13,56% |
| GRÜNE | 69 | 25,46% | 33 | 13,15% | +36 | +12,31% |
| AfD | 22 | 8,12% | 16 | 6,37% | +6 | +1,75% |
| DIE LINKE | 33 | 12,18% | 33 | 13,15% | 0 | -0,97% |
| FDP | 16 | 5,90% | 6 | 2,39% | +10 | +3,51% |
| PIRATEN | 3 | 1,11% | 7 | 2,79% | -4 | -1,68% |
| Tierschutzpartei | 7 | 2,58% | 3 | 1,20% | +4 | +1,38% |
| NPD | 0 | 0,00% | 5 | 1,99% | -5 | -1,99% |
| Die PARTEI | 22 | 8,12% | 2 | 0,80% | +20 | +7,32% |
| FAMILIE | 1 | 0,37% | 1 | 0,40% | 0 | -0,03% |
| FREIE WÄHLER | 3 | 1,11% | 3 | 1,20% | 0 | -0,09% |
| Volksabstimmung | 0 | 0,00% | 0 | 0,00% | 0 | 0,00% |
| ÖDP | 2 | 0,74% | 1 | 0,40% | +1 | +0,34% |
| DKP | 0 | 0,00% | 0 | 0,00% | 0 | 0,00% |
| MLPD | 0 | 0,00% | 0 | 0,00% | 0 | 0,00% |
| BP | 0 | 0,00% | 0 | 0,00% | 0 | 0,00% |
| SGP | 0 | 0,00% | 0 | 0,00% | 0 | 0,00% |
| TIERSCHUTZ hier! | 0 | 0,00% | -/- | -/- | 0 | 0,00% |
| Tierschutzallianz | 0 | 0,00% | -/- | -/- | 0 | 0,00% |
| Bündnis C | 0 | 0,00% | -/- | -/- | 0 | 0,00% |
| BIG | 1 | 0,37% | -/- | -/- | +1 | +0,37% |
| BGE | 2 | 0,74% | -/- | -/- | +2 | +0,74% |
| DIE DIREKTE! | 0 | 0,00% | -/- | -/- | 0 | 0,00% |
| DiEM25 | 2 | 0,74% | -/- | -/- | +2 | +0,74% |
| III. Weg | 1 | 0,37% | -/- | -/- | +1 | +0,37% |
| Die Grauen | 0 | 0,00% | -/- | -/- | 0 | 0,00% |
| DIE RECHTE | 0 | 0,00% | -/- | -/- | 0 | 0,00% |
| DIE VIOLETTEN | 1 | 0,37% | -/- | -/- | +1 | +0,37% |
| LIEBE | 2 | 0,74% | -/- | -/- | +2 | +0,74% |
| DIE FRAUEN | 0 | 0,00% | -/- | -/- | 0 | 0,00% |
| Graue Panther | 2 | 0,74% | -/- | -/- | +2 | +0,74% |
| LKR | 0 | 0,00% | -/- | -/- | 0 | 0,00% |
| MENSCHLICHE WELT | 1 | 0,37% | -/- | -/- | +1 | +0,37% |
| NL | 0 | 0,00% | -/- | -/- | 0 | 0,00% |

| Partei | EW 2019 Stimmen | EW 2019 Prozent | EW 2014 Stimmen | EW 2014 Prozent | Differenz Stimmen | Differenz In Prozent |
|---------------------------------|--------------------|--------------------|--------------------|--------------------|----------------------|-------------------------|
| ÖkoLinX | 0 | 0,00% | -/- | -/- | 0 | 0,00% |
| Die Humanisten | 2 | 0,74% | -/- | -/- | +2 | +0,74% |
| PARTEI FÜR DIE TIERE | 0 | 0,00% | -/- | -/- | 0 | 0,00% |
| Gesundheitsforschung | 0 | 0,00% | -/- | -/- | 0 | 0,00% |
| Volt | 2 | 0,74% | -/- | -/- | +2 | +0,74% |
| AUF | -/- | -/- | 1 | 0,40% | -1 | -0,40% |
| BüSo | -/- | -/- | 0 | 0,00% | 0 | 0,00% |
| CM | -/- | -/- | 1 | 0,40% | -1 | -0,40% |
| REP | -/- | -/- | 0 | 0,00% | 0 | 0,00% |
| PBC | -/- | -/- | 0 | 0,00% | 0 | 0,00% |
| PRO NRW | -/- | -/- | 4 | 1,59% | -4 | -1,59% |

21.3 Rathaus Krefeld

| | EW 2019 | EW 2014 | Differenz |
|-----------------------------------|---------------|---------------|----------------|
| Wahlbeteiligung | 42,59% | 31,06% | +11,53% |
| Wahlberechtigte insgesamt | 488 | 592 | -104 |
| Wahlberechtigte ohne Sperrvermerk | 425 | 528 | -103 |
| Wahlberechtigte mit Sperrvermerk | 63 | 64 | -1 |
| Wahlberechtigte § 24 Abs. 2 EuWO | 0 | 0 | 0 |
| Wähler insgesamt | 181 | 164 | +17 |
| Wähler mit Wahlschein | 0 | 0 | 0 |
| Ungültige Stimmen | 4 | 2 | +2 |
| Gültige Stimmen | 177 | 162 | +15 |

| | CDU | SPD | GRÜNE | AfD | LINKE | FDP | PARTEI | Sonstige |
|-------------------|--------|--------|--------|-------|--------|-------|--------|----------|
| In Prozent | 20,90% | 20,90% | 19,77% | 3,39% | 11,86% | 5,08% | 6,21% | 11,86% |
| Stimmen | 37 | 37 | 35 | 6 | 21 | 9 | 11 | 21 |
| Partei | CDU | SPD | GRÜNE | AfD | LINKE | FDP | PARTEI | Sonstige |

| | CDU | SPD | GRÜNE | AfD | LINKE | FDP | PARTEI | Sonstige |
|---------------------------|--------|--------|--------|--------|--------|--------|--------|----------|
| Gewinn In Prozent | | | +8,04% | | | | +3,12% | +1,98% |
| Verlust In Prozent | -1,94% | -5,64% | | -0,93% | -3,57% | -1,09% | | |
| Partei | CDU | SPD | GRÜNE | AfD | LINKE | FDP | PARTEI | Sonstige |

| Partei | EW 2019 Stimmen | EW 2019 Prozent | EW 2014 Stimmen | EW 2014 Prozent | Differenz Stimmen | Differenz In Prozent |
|---------------------|--------------------|--------------------|--------------------|--------------------|----------------------|-------------------------|
| CDU | 37 | 20,90% | 37 | 22,84% | 0 | -1,94% |
| SPD | 37 | 20,90% | 43 | 26,54% | -6 | -5,64% |
| GRÜNE | 35 | 19,77% | 19 | 11,73% | +16 | +8,04% |
| AfD | 6 | 3,39% | 7 | 4,32% | -1 | -0,93% |
| DIE LINKE | 21 | 11,86% | 25 | 15,43% | -4 | -3,57% |
| FDP | 9 | 5,08% | 10 | 6,17% | -1 | -1,09% |
| PIRATEN | 1 | 0,56% | 5 | 3,09% | -4 | -2,53% |
| Tierschutzpartei | 4 | 2,26% | 2 | 1,23% | +2 | +1,03% |
| NPD | 1 | 0,56% | 2 | 1,23% | -1 | -0,67% |
| Die PARTEI | 11 | 6,21% | 5 | 3,09% | +6 | +3,12% |
| FAMILIE | 0 | 0,00% | 0 | 0,00% | 0 | 0,00% |
| FREIE WÄHLER | 0 | 0,00% | 1 | 0,62% | -1 | -0,62% |
| Volksabstimmung | 1 | 0,56% | 2 | 1,23% | -1 | -0,67% |
| ÖDP | 0 | 0,00% | 1 | 0,62% | -1 | -0,62% |
| DKP | 0 | 0,00% | 0 | 0,00% | 0 | 0,00% |
| MLPD | 0 | 0,00% | 1 | 0,62% | -1 | -0,62% |
| BP | 0 | 0,00% | 0 | 0,00% | 0 | 0,00% |
| SGP | 0 | 0,00% | 0 | 0,00% | 0 | 0,00% |
| TIERSCHUTZ hier! | 1 | 0,56% | -/- | -/- | +1 | +0,56% |
| Tierschutzallianz | 0 | 0,00% | -/- | -/- | 0 | 0,00% |
| Bündnis C | 0 | 0,00% | -/- | -/- | 0 | 0,00% |
| BIG | 3 | 1,69% | -/- | -/- | +3 | +1,69% |
| BGE | 1 | 0,56% | -/- | -/- | +1 | +0,56% |
| DIE DIREKTE! | 0 | 0,00% | -/- | -/- | 0 | 0,00% |
| DiEM25 | 4 | 2,26% | -/- | -/- | +4 | +2,26% |
| III. Weg | 1 | 0,56% | -/- | -/- | +1 | +0,56% |
| Die Grauen | 1 | 0,56% | -/- | -/- | +1 | +0,56% |
| DIE RECHTE | 0 | 0,00% | -/- | -/- | 0 | 0,00% |
| DIE VIOLETTEN | 1 | 0,56% | -/- | -/- | +1 | +0,56% |
| LIEBE | 0 | 0,00% | -/- | -/- | 0 | 0,00% |
| DIE FRAUEN | 0 | 0,00% | -/- | -/- | 0 | 0,00% |
| Graue Panther | 0 | 0,00% | -/- | -/- | 0 | 0,00% |
| LKR | 0 | 0,00% | -/- | -/- | 0 | 0,00% |
| MENSCHLICHE WELT | 0 | 0,00% | -/- | -/- | 0 | 0,00% |
| NL | 0 | 0,00% | -/- | -/- | 0 | 0,00% |

| Partei | EW 2019 Stimmen | EW 2019 Prozent | EW 2014 Stimmen | EW 2014 Prozent | Differenz Stimmen | Differenz In Prozent |
|---------------------------------|--------------------|--------------------|--------------------|--------------------|----------------------|-------------------------|
| ÖkoLinX | 0 | 0,00% | -/- | -/- | 0 | 0,00% |
| Die Humanisten | 0 | 0,00% | -/- | -/- | 0 | 0,00% |
| PARTEI FÜR DIE TIERE | 1 | 0,56% | -/- | -/- | +1 | +0,56% |
| Gesundheitsforschung | 1 | 0,56% | -/- | -/- | +1 | +0,56% |
| Volt | 0 | 0,00% | -/- | -/- | 0 | 0,00% |
| AUF | -/- | -/- | 0 | 0,00% | 0 | 0,00% |
| BüSo | -/- | -/- | 0 | 0,00% | 0 | 0,00% |
| CM | -/- | -/- | 0 | 0,00% | 0 | 0,00% |
| REP | -/- | -/- | 0 | 0,00% | 0 | 0,00% |
| PBC | -/- | -/- | 0 | 0,00% | 0 | 0,00% |
| PRO NRW | -/- | -/- | 2 | 1,23% | -2 | -1,23% |

21.4 Fachbereich Vermessung

| | EW 2019 | EW 2014 | Differenz |
|-----------------------------------|---------------|---------------|---------------|
| Wahlbeteiligung | 39,20% | 31,95% | +7,25% |
| Wahlberechtigte insgesamt | 607 | 648 | -41 |
| Wahlberechtigte ohne Sperrvermerk | 551 | 601 | -50 |
| Wahlberechtigte mit Sperrvermerk | 56 | 47 | +9 |
| Wahlberechtigte § 24 Abs. 2 EuWO | 0 | 0 | 0 |
| Wähler insgesamt | 216 | 192 | +24 |
| Wähler mit Wahlschein | 0 | 0 | 0 |
| Ungültige Stimmen | 1 | 4 | -3 |
| Gültige Stimmen | 215 | 188 | +27 |

| | CDU | SPD | GRÜNE | AfD | LINKE | FDP | PARTEI | Sonstige |
|-------------------|--------|--------|--------|--------|-------|-------|--------|----------|
| In Prozent | 19,53% | 18,60% | 15,81% | 13,02% | 7,44% | 7,44% | 7,44% | 10,70% |
| Stimmen | 42 | 40 | 34 | 28 | 16 | 16 | 16 | 23 |
| Partei | CDU | SPD | GRÜNE | AfD | LINKE | FDP | PARTEI | Sonstige |

| | CDU | SPD | GRÜNE | AfD | LINKE | FDP | PARTEI | Sonstige |
|---------------------------|--------|---------|--------|--------|--------|--------|--------|----------|
| Gewinn In Prozent | | | +4,64% | +6,11% | | +2,65% | +6,38% | +4,85% |
| Verlust In Prozent | -1,21% | -21,83% | | | -1,60% | | | |
| Partei | CDU | SPD | GRÜNE | AfD | LINKE | FDP | PARTEI | Sonstige |

| Partei | EW 2019 Stimmen | EW 2019 Prozent | EW 2014 Stimmen | EW 2014 Prozent | Differenz Stimmen | Differenz In Prozent |
|---------------------|--------------------|--------------------|--------------------|--------------------|----------------------|-------------------------|
| CDU | 42 | 19,53% | 39 | 20,74% | +3 | -1,21% |
| SPD | 40 | 18,60% | 76 | 40,43% | -36 | -21,83% |
| GRÜNE | 34 | 15,81% | 21 | 11,17% | +13 | +4,64% |
| AfD | 28 | 13,02% | 13 | 6,91% | +15 | +6,11% |
| DIE LINKE | 16 | 7,44% | 17 | 9,04% | -1 | -1,60% |
| FDP | 16 | 7,44% | 9 | 4,79% | +7 | +2,65% |
| PIRATEN | 2 | 0,93% | 5 | 2,66% | -3 | -1,73% |
| Tierschutzpartei | 6 | 2,79% | 1 | 0,53% | +5 | +2,26% |
| NPD | 0 | 0,00% | 1 | 0,53% | -1 | -0,53% |
| Die PARTEI | 16 | 7,44% | 2 | 1,06% | +14 | +6,38% |
| FAMILIE | 1 | 0,47% | 1 | 0,53% | 0 | -0,06% |
| FREIE WÄHLER | 1 | 0,47% | 1 | 0,53% | 0 | -0,06% |
| Volksabstimmung | 0 | 0,00% | 1 | 0,53% | -1 | -0,53% |
| ÖDP | 1 | 0,47% | 0 | 0,00% | +1 | +0,47% |
| DKP | 0 | 0,00% | 0 | 0,00% | 0 | 0,00% |
| MLPD | 0 | 0,00% | 0 | 0,00% | 0 | 0,00% |
| BP | 0 | 0,00% | 0 | 0,00% | 0 | 0,00% |
| SGP | 0 | 0,00% | 0 | 0,00% | 0 | 0,00% |
| TIERSCHUTZ hier! | 0 | 0,00% | -/- | -/- | 0 | 0,00% |
| Tierschutzallianz | 0 | 0,00% | -/- | -/- | 0 | 0,00% |
| Bündnis C | 0 | 0,00% | -/- | -/- | 0 | 0,00% |
| BIG | 1 | 0,47% | -/- | -/- | +1 | +0,47% |
| BGE | 2 | 0,93% | -/- | -/- | +2 | +0,93% |
| DIE DIREKTE! | 0 | 0,00% | -/- | -/- | 0 | 0,00% |
| DiEM25 | 0 | 0,00% | -/- | -/- | 0 | 0,00% |
| III. Weg | 0 | 0,00% | -/- | -/- | 0 | 0,00% |
| Die Grauen | 1 | 0,47% | -/- | -/- | +1 | +0,47% |
| DIE RECHTE | 0 | 0,00% | -/- | -/- | 0 | 0,00% |
| DIE VIOLETTEN | 2 | 0,93% | -/- | -/- | +2 | +0,93% |
| LIEBE | 1 | 0,47% | -/- | -/- | +1 | +0,47% |
| DIE FRAUEN | 0 | 0,00% | -/- | -/- | 0 | 0,00% |
| Graue Panther | 0 | 0,00% | -/- | -/- | 0 | 0,00% |
| LKR | 0 | 0,00% | -/- | -/- | 0 | 0,00% |
| MENSCHLICHE WELT | 0 | 0,00% | -/- | -/- | 0 | 0,00% |
| NL | 2 | 0,93% | -/- | -/- | +2 | +0,93% |

| Partei | EW 2019 Stimmen | EW 2019 Prozent | EW 2014 Stimmen | EW 2014 Prozent | Differenz Stimmen | Differenz In Prozent |
|---------------------------------|--------------------|--------------------|--------------------|--------------------|----------------------|-------------------------|
| ÖkoLinX | 0 | 0,00% | -/- | -/- | 0 | 0,00% |
| Die Humanisten | 0 | 0,00% | -/- | -/- | 0 | 0,00% |
| PARTEI FÜR DIE TIERE | 0 | 0,00% | -/- | -/- | 0 | 0,00% |
| Gesundheitsforschung | 0 | 0,00% | -/- | -/- | 0 | 0,00% |
| Volt | 3 | 1,40% | -/- | -/- | +3 | +1,40% |
| AUF | -/- | -/- | 0 | 0,00% | 0 | 0,00% |
| BüSo | -/- | -/- | 0 | 0,00% | 0 | 0,00% |
| CM | -/- | -/- | 0 | 0,00% | 0 | 0,00% |
| REP | -/- | -/- | 0 | 0,00% | 0 | 0,00% |
| PBC | -/- | -/- | 0 | 0,00% | 0 | 0,00% |
| PRO NRW | -/- | -/- | 1 | 0,53% | -1 | -0,53% |

21.5 Mariannenschule

| | EW 2019 | EW 2014 | Differenz |
|-----------------------------------|---------------|---------------|---------------|
| Wahlbeteiligung | 34,16% | 30,66% | +3,50% |
| Wahlberechtigte insgesamt | 836 | 994 | -158 |
| Wahlberechtigte ohne Sperrvermerk | 770 | 923 | -153 |
| Wahlberechtigte mit Sperrvermerk | 66 | 71 | -5 |
| Wahlberechtigte § 24 Abs. 2 EuWO | 0 | 0 | 0 |
| Wähler insgesamt | 263 | 283 | -20 |
| Wähler mit Wahlschein | 0 | 0 | 0 |
| Ungültige Stimmen | 5 | 2 | +3 |
| Gültige Stimmen | 258 | 281 | -23 |

| | CDU | SPD | GRÜNE | AfD | LINKE | FDP | PARTEI | Sonstige |
|-------------------|--------|--------|--------|--------|-------|-------|--------|----------|
| In Prozent | 19,38% | 20,54% | 20,93% | 12,40% | 6,98% | 3,88% | 6,98% | 8,91% |
| Stimmen | 50 | 53 | 54 | 32 | 18 | 10 | 18 | 23 |
| Partei | CDU | SPD | GRÜNE | AfD | LINKE | FDP | PARTEI | Sonstige |

| | CDU | SPD | GRÜNE | AfD | LINKE | FDP | PARTEI | Sonstige |
|---------------------------|--------|--------|--------|--------|--------|--------|--------|----------|
| Gewinn In Prozent | | | +8,83% | +2,79% | +0,22% | | +5,20% | +0,01% |
| Verlust In Prozent | -5,89% | -9,00% | | | | -2,17% | | |
| Partei | CDU | SPD | GRÜNE | AfD | LINKE | FDP | PARTEI | Sonstige |

| Partei | EW 2019 Stimmen | EW 2019 Prozent | EW 2014 Stimmen | EW 2014 Prozent | Differenz Stimmen | Differenz In Prozent |
|---------------------|--------------------|--------------------|--------------------|--------------------|----------------------|-------------------------|
| CDU | 50 | 19,38% | 71 | 25,27% | -21 | -5,89% |
| SPD | 53 | 20,54% | 83 | 29,54% | -30 | -9,00% |
| GRÜNE | 54 | 20,93% | 34 | 12,10% | +20 | +8,83% |
| AfD | 32 | 12,40% | 27 | 9,61% | +5 | +2,79% |
| DIE LINKE | 18 | 6,98% | 19 | 6,76% | -1 | +0,22% |
| FDP | 10 | 3,88% | 17 | 6,05% | -7 | -2,17% |
| PIRATEN | 3 | 1,16% | 7 | 2,49% | -4 | -1,33% |
| Tierschutzpartei | 1 | 0,39% | 3 | 1,07% | -2 | -0,68% |
| NPD | 3 | 1,16% | 5 | 1,78% | -2 | -0,62% |
| Die PARTEI | 18 | 6,98% | 5 | 1,78% | +13 | +5,20% |
| FAMILIE | 2 | 0,78% | 1 | 0,36% | +1 | +0,42% |
| FREIE WÄHLER | 0 | 0,00% | 3 | 1,07% | -3 | -1,07% |
| Volksabstimmung | 0 | 0,00% | 0 | 0,00% | 0 | 0,00% |
| ÖDP | 1 | 0,39% | 1 | 0,36% | 0 | +0,03% |
| DKP | 0 | 0,00% | 0 | 0,00% | 0 | 0,00% |
| MLPD | 0 | 0,00% | 0 | 0,00% | 0 | 0,00% |
| BP | 0 | 0,00% | 1 | 0,36% | -1 | -0,36% |
| SGP | 0 | 0,00% | 0 | 0,00% | 0 | 0,00% |
| TIERSCHUTZ hier! | 0 | 0,00% | -/- | -/- | 0 | 0,00% |
| Tierschutzallianz | 1 | 0,39% | -/- | -/- | +1 | +0,39% |
| Bündnis C | 0 | 0,00% | -/- | -/- | 0 | 0,00% |
| BIG | 1 | 0,39% | -/- | -/- | +1 | +0,39% |
| BGE | 0 | 0,00% | -/- | -/- | 0 | 0,00% |
| DIE DIREKTE! | 3 | 1,16% | -/- | -/- | +3 | +1,16% |
| DiEM25 | 0 | 0,00% | -/- | -/- | 0 | 0,00% |
| III. Weg | 0 | 0,00% | -/- | -/- | 0 | 0,00% |
| Die Grauen | 1 | 0,39% | -/- | -/- | +1 | +0,39% |
| DIE RECHTE | 1 | 0,39% | -/- | -/- | +1 | +0,39% |
| DIE VIOLETTEN | 0 | 0,00% | -/- | -/- | 0 | 0,00% |
| LIEBE | 1 | 0,39% | -/- | -/- | +1 | +0,39% |
| DIE FRAUEN | 1 | 0,39% | -/- | -/- | +1 | +0,39% |
| Graue Panther | 0 | 0,00% | -/- | -/- | 0 | 0,00% |
| LKR | 0 | 0,00% | -/- | -/- | 0 | 0,00% |
| MENSCHLICHE WELT | 0 | 0,00% | -/- | -/- | 0 | 0,00% |
| NL | 0 | 0,00% | -/- | -/- | 0 | 0,00% |

| Partei | EW 2019 Stimmen | EW 2019 Prozent | EW 2014 Stimmen | EW 2014 Prozent | Differenz Stimmen | Differenz In Prozent |
|---------------------------------|--------------------|--------------------|--------------------|--------------------|----------------------|-------------------------|
| ÖkoLinX | 1 | 0,39% | -/- | -/- | +1 | +0,39% |
| Die Humanisten | 2 | 0,78% | -/- | -/- | +2 | +0,78% |
| PARTEI FÜR DIE TIERE | 0 | 0,00% | -/- | -/- | 0 | 0,00% |
| Gesundheitsforschung | 0 | 0,00% | -/- | -/- | 0 | 0,00% |
| Volt | 1 | 0,39% | -/- | -/- | +1 | +0,39% |
| AUF | -/- | -/- | 0 | 0,00% | 0 | 0,00% |
| BüSo | -/- | -/- | 0 | 0,00% | 0 | 0,00% |
| CM | -/- | -/- | 0 | 0,00% | 0 | 0,00% |
| REP | -/- | -/- | 1 | 0,36% | -1 | -0,36% |
| PBC | -/- | -/- | 0 | 0,00% | 0 | 0,00% |
| PRO NRW | -/- | -/- | 3 | 1,07% | -3 | -1,07% |

21.6 Mariannenschule

| | EW 2019 | EW 2014 | Differenz |
|-----------------------------------|---------------|---------------|---------------|
| Wahlbeteiligung | 37,33% | 28,37% | +8,96% |
| Wahlberechtigte insgesamt | 761 | 801 | -40 |
| Wahlberechtigte ohne Sperrvermerk | 643 | 698 | -55 |
| Wahlberechtigte mit Sperrvermerk | 118 | 103 | +15 |
| Wahlberechtigte § 24 Abs. 2 EuWO | 0 | 0 | 0 |
| Wähler insgesamt | 240 | 198 | +42 |
| Wähler mit Wahlschein | 0 | 1 | -1 |
| Ungültige Stimmen | 1 | 6 | -5 |
| Gültige Stimmen | 239 | 192 | +47 |

| | CDU | SPD | GRÜNE | AfD | LINKE | FDP | PARTEI | Sonstige |
|-------------------|--------|--------|--------|-------|-------|-------|--------|----------|
| In Prozent | 18,83% | 18,83% | 22,59% | 7,53% | 6,69% | 3,77% | 6,69% | 15,06% |
| Stimmen | 45 | 45 | 54 | 18 | 16 | 9 | 16 | 36 |
| Partei | CDU | SPD | GRÜNE | AfD | LINKE | FDP | PARTEI | Sonstige |

| | CDU | SPD | GRÜNE | AfD | LINKE | FDP | PARTEI | Sonstige |
|---------------------------|---------|---------|---------|--------|--------|--------|--------|----------|
| Gewinn In Prozent | | | +13,74% | +1,28% | | +0,64% | +5,13% | +7,77% |
| Verlust In Prozent | -10,86% | -13,98% | | | -3,73% | | | |
| Partei | CDU | SPD | GRÜNE | AfD | LINKE | FDP | PARTEI | Sonstige |

| Partei | EW 2019 Stimmen | EW 2019 Prozent | EW 2014 Stimmen | EW 2014 Prozent | Differenz Stimmen | Differenz In Prozent |
|---------------------|--------------------|--------------------|--------------------|--------------------|----------------------|-------------------------|
| CDU | 45 | 18,83% | 57 | 29,69% | -12 | -10,86% |
| SPD | 45 | 18,83% | 63 | 32,81% | -18 | -13,98% |
| GRÜNE | 54 | 22,59% | 17 | 8,85% | +37 | +13,74% |
| AfD | 18 | 7,53% | 12 | 6,25% | +6 | +1,28% |
| DIE LINKE | 16 | 6,69% | 20 | 10,42% | -4 | -3,73% |
| FDP | 9 | 3,77% | 6 | 3,13% | +3 | +0,64% |
| PIRATEN | 4 | 1,67% | 5 | 2,60% | -1 | -0,93% |
| Tierschutzpartei | 7 | 2,93% | 3 | 1,56% | +4 | +1,37% |
| NPD | 1 | 0,42% | 2 | 1,04% | -1 | -0,62% |
| Die PARTEI | 16 | 6,69% | 3 | 1,56% | +13 | +5,13% |
| FAMILIE | 4 | 1,67% | 0 | 0,00% | +4 | +1,67% |
| FREIE WÄHLER | 2 | 0,84% | 0 | 0,00% | +2 | +0,84% |
| Volksabstimmung | 0 | 0,00% | 1 | 0,52% | -1 | -0,52% |
| ÖDP | 1 | 0,42% | 2 | 1,04% | -1 | -0,62% |
| DKP | 0 | 0,00% | 0 | 0,00% | 0 | 0,00% |
| MLPD | 0 | 0,00% | 0 | 0,00% | 0 | 0,00% |
| BP | 0 | 0,00% | 0 | 0,00% | 0 | 0,00% |
| SGP | 0 | 0,00% | 0 | 0,00% | 0 | 0,00% |
| TIERSCHUTZ hier! | 1 | 0,42% | -/- | -/- | +1 | +0,42% |
| Tierschutzallianz | 0 | 0,00% | -/- | -/- | 0 | 0,00% |
| Bündnis C | 0 | 0,00% | -/- | -/- | 0 | 0,00% |
| BIG | 3 | 1,26% | -/- | -/- | +3 | +1,26% |
| BGE | 0 | 0,00% | -/- | -/- | 0 | 0,00% |
| DIE DIREKTE! | 0 | 0,00% | -/- | -/- | 0 | 0,00% |
| DiEM25 | 1 | 0,42% | -/- | -/- | +1 | +0,42% |
| III. Weg | 1 | 0,42% | -/- | -/- | +1 | +0,42% |
| Die Grauen | 2 | 0,84% | -/- | -/- | +2 | +0,84% |
| DIE RECHTE | 0 | 0,00% | -/- | -/- | 0 | 0,00% |
| DIE VIOLETTEN | 2 | 0,84% | -/- | -/- | +2 | +0,84% |
| LIEBE | 0 | 0,00% | -/- | -/- | 0 | 0,00% |
| DIE FRAUEN | 0 | 0,00% | -/- | -/- | 0 | 0,00% |
| Graue Panther | 0 | 0,00% | -/- | -/- | 0 | 0,00% |
| LKR | 0 | 0,00% | -/- | -/- | 0 | 0,00% |
| MENSCHLICHE WELT | 0 | 0,00% | -/- | -/- | 0 | 0,00% |
| NL | 0 | 0,00% | -/- | -/- | 0 | 0,00% |

| Partei | EW 2019 Stimmen | EW 2019 Prozent | EW 2014 Stimmen | EW 2014 Prozent | Differenz Stimmen | Differenz In Prozent |
|---------------------------------|--------------------|--------------------|--------------------|--------------------|----------------------|-------------------------|
| ÖkoLinX | 0 | 0,00% | -/- | -/- | 0 | 0,00% |
| Die Humanisten | 3 | 1,26% | -/- | -/- | +3 | +1,26% |
| PARTEI FÜR DIE TIERE | 1 | 0,42% | -/- | -/- | +1 | +0,42% |
| Gesundheitsforschung | 1 | 0,42% | -/- | -/- | +1 | +0,42% |
| Volt | 2 | 0,84% | -/- | -/- | +2 | +0,84% |
| AUF | -/- | -/- | 0 | 0,00% | 0 | 0,00% |
| BüSo | -/- | -/- | 0 | 0,00% | 0 | 0,00% |
| CM | -/- | -/- | 0 | 0,00% | 0 | 0,00% |
| REP | -/- | -/- | 0 | 0,00% | 0 | 0,00% |
| PBC | -/- | -/- | 0 | 0,00% | 0 | 0,00% |
| PRO NRW | -/- | -/- | 1 | 0,52% | -1 | -0,52% |

21.9 Briefwahlbezirk 21

| | EW 2019 | EW 2014 | Differenz |
|-----------------------|---------|---------|-----------|
| Wähler mit Wahrschein | 499 | 444 | +55 |
| Ungültige Stimmen | 1 | 23 | -22 |
| Gültige Stimmen | 498 | 421 | +77 |

| | | | | | | | | |
|-------------------|------------|------------|--------------|------------|--------------|------------|---------------|-----------------|
| In Prozent | 22,89% | 18,27% | 24,70% | 8,23% | 5,82% | 7,23% | 3,41% | 9,44% |
| Stimmen | 114 | 91 | 123 | 41 | 29 | 36 | 17 | 47 |
| Partei | CDU | SPD | GRÜNE | AfD | LINKE | FDP | PARTEI | Sonstige |

| | | | | | | | | |
|---------------------------|------------|------------|--------------|------------|--------------|------------|---------------|-----------------|
| Gewinn In Prozent | | | +10,45% | +4,19% | | +1,53% | +2,93% | +1,13% |
| Verlust In Prozent | -4,19% | -13,32% | | | -2,73% | | | |
| Partei | CDU | SPD | GRÜNE | AfD | LINKE | FDP | PARTEI | Sonstige |

| Partei | EW 2019 Stimmen | EW 2019 Prozent | EW 2014 Stimmen | EW 2014 Prozent | Differenz Stimmen | Differenz In Prozent |
|--------------------------|--------------------|--------------------|--------------------|--------------------|----------------------|-------------------------|
| CDU | 114 | 22,89% | 114 | 27,08% | 0 | -4,19% |
| SPD | 91 | 18,27% | 133 | 31,59% | -42 | -13,32% |
| GRÜNE | 123 | 24,70% | 60 | 14,25% | +63 | +10,45% |
| AfD | 41 | 8,23% | 17 | 4,04% | +24 | +4,19% |
| DIE LINKE | 29 | 5,82% | 36 | 8,55% | -7 | -2,73% |
| FDP | 36 | 7,23% | 24 | 5,70% | +12 | +1,53% |
| PIRATEN | 5 | 1,00% | 16 | 3,80% | -11 | -2,80% |
| Tierschutzpartei | 5 | 1,00% | 6 | 1,43% | -1 | -0,43% |
| NPD | 0 | 0,00% | 5 | 1,19% | -5 | -1,19% |
| Die PARTEI | 17 | 3,41% | 2 | 0,48% | +15 | +2,93% |
| FAMILIE | 2 | 0,40% | 2 | 0,48% | 0 | -0,08% |
| FREIE WÄHLER | 1 | 0,20% | 1 | 0,24% | 0 | -0,04% |
| Volksabstimmung | 0 | 0,00% | 2 | 0,48% | -2 | -0,48% |
| ÖDP | 4 | 0,80% | 0 | 0,00% | +4 | +0,80% |
| DKP | 1 | 0,20% | 0 | 0,00% | +1 | +0,20% |
| MLPD | 2 | 0,40% | 0 | 0,00% | +2 | +0,40% |
| BP | 1 | 0,20% | 0 | 0,00% | +1 | +0,20% |
| SGP | 0 | 0,00% | 0 | 0,00% | 0 | 0,00% |
| TIERSCHUTZ hier! | 1 | 0,20% | -/- | -/- | +1 | +0,20% |
| Tierschutzallianz | 0 | 0,00% | -/- | -/- | 0 | 0,00% |
| Bündnis C | 2 | 0,40% | -/- | -/- | +2 | +0,40% |
| BIG | 0 | 0,00% | -/- | -/- | 0 | 0,00% |
| BGE | 7 | 1,41% | -/- | -/- | +7 | +1,41% |
| DIE DIREKTE! | 0 | 0,00% | -/- | -/- | 0 | 0,00% |
| DiEM25 | 4 | 0,80% | -/- | -/- | +4 | +0,80% |
| III. Weg | 0 | 0,00% | -/- | -/- | 0 | 0,00% |
| Die Grauen | 1 | 0,20% | -/- | -/- | +1 | +0,20% |
| DIE RECHTE | 0 | 0,00% | -/- | -/- | 0 | 0,00% |
| DIE VIOLETTEN | 0 | 0,00% | -/- | -/- | 0 | 0,00% |
| LIEBE | 1 | 0,20% | -/- | -/- | +1 | +0,20% |
| DIE FRAUEN | 0 | 0,00% | -/- | -/- | 0 | 0,00% |
| Graue Panther | 1 | 0,20% | -/- | -/- | +1 | +0,20% |
| LKR | 0 | 0,00% | -/- | -/- | 0 | 0,00% |
| MENSCHLICHE WELT | 0 | 0,00% | -/- | -/- | 0 | 0,00% |
| NL | 0 | 0,00% | -/- | -/- | 0 | 0,00% |

| Partei | EW 2019 Stimmen | EW 2019 Prozent | EW 2014 Stimmen | EW 2014 Prozent | Differenz Stimmen | Differenz In Prozent |
|---------------------------------|--------------------|--------------------|--------------------|--------------------|----------------------|-------------------------|
| ÖkoLinX | 0 | 0,00% | -/- | -/- | 0 | 0,00% |
| Die Humanisten | 2 | 0,40% | -/- | -/- | +2 | +0,40% |
| PARTEI FÜR DIE TIERE | 3 | 0,60% | -/- | -/- | +3 | +0,60% |
| Gesundheitsforschung | 1 | 0,20% | -/- | -/- | +1 | +0,20% |
| Volt | 3 | 0,60% | -/- | -/- | +3 | +0,60% |
| AUF | -/- | -/- | 0 | 0,00% | 0 | 0,00% |
| BüSo | -/- | -/- | 0 | 0,00% | 0 | 0,00% |
| CM | -/- | -/- | 0 | 0,00% | 0 | 0,00% |
| REP | -/- | -/- | 0 | 0,00% | 0 | 0,00% |
| PBC | -/- | -/- | 1 | 0,24% | -1 | -0,24% |
| PRO NRW | -/- | -/- | 2 | 0,48% | -2 | -0,48% |

22.1 Mariannenschule

| | EW 2019 | EW 2014 | Differenz |
|-----------------------------------|---------------|---------------|---------------|
| Wahlbeteiligung | 27,28% | 24,93% | +2,35% |
| Wahlberechtigte insgesamt | 1.035 | 1.133 | -98 |
| Wahlberechtigte ohne Sperrvermerk | 931 | 1.051 | -120 |
| Wahlberechtigte mit Sperrvermerk | 104 | 82 | +22 |
| Wahlberechtigte § 24 Abs. 2 EuWO | 0 | 0 | 0 |
| Wähler insgesamt | 254 | 262 | -8 |
| Wähler mit Wahlschein | 2 | 0 | +2 |
| Ungültige Stimmen | 3 | 7 | -4 |
| Gültige Stimmen | 251 | 255 | -4 |

| | CDU | SPD | GRÜNE | AfD | LINKE | FDP | BIG | Sonstige |
|-------------------|------------|------------|--------------|------------|--------------|------------|------------|-----------------|
| In Prozent | 13,94% | 20,32% | 24,70% | 10,36% | 13,15% | 3,19% | 3,98% | 10,36% |
| Stimmen | 35 | 51 | 62 | 26 | 33 | 8 | 10 | 26 |
| Partei | CDU | SPD | GRÜNE | AfD | LINKE | FDP | BIG | Sonstige |

| | | | | | | | | |
|---------------------------|------------|------------|--------------|------------|--------------|------------|------------|-----------------|
| Gewinn In Prozent | | | +15,29% | +2,52% | +3,74% | +0,05% | +3,98% | +2,12% |
| Verlust In Prozent | -5,67% | -22,03% | | | | | | |
| Partei | CDU | SPD | GRÜNE | AfD | LINKE | FDP | BIG | Sonstige |

| Partei | EW 2019 Stimmen | EW 2019 Prozent | EW 2014 Stimmen | EW 2014 Prozent | Differenz Stimmen | Differenz In Prozent |
|---------------------|--------------------|--------------------|--------------------|--------------------|----------------------|-------------------------|
| CDU | 35 | 13,94% | 50 | 19,61% | -15 | -5,67% |
| SPD | 51 | 20,32% | 108 | 42,35% | -57 | -22,03% |
| GRÜNE | 62 | 24,70% | 24 | 9,41% | +38 | +15,29% |
| AfD | 26 | 10,36% | 20 | 7,84% | +6 | +2,52% |
| DIE LINKE | 33 | 13,15% | 24 | 9,41% | +9 | +3,74% |
| FDP | 8 | 3,19% | 8 | 3,14% | 0 | +0,05% |
| PIRATEN | 6 | 2,39% | 8 | 3,14% | -2 | -0,75% |
| Tierschutzpartei | 7 | 2,79% | 1 | 0,39% | +6 | +2,40% |
| NPD | 1 | 0,40% | 4 | 1,57% | -3 | -1,17% |
| Die PARTEI | 6 | 2,39% | 1 | 0,39% | +5 | +2,00% |
| FAMILIE | 0 | 0,00% | 1 | 0,39% | -1 | -0,39% |
| FREIE WÄHLER | 0 | 0,00% | 1 | 0,39% | -1 | -0,39% |
| Volksabstimmung | 0 | 0,00% | 3 | 1,18% | -3 | -1,18% |
| ÖDP | 0 | 0,00% | 0 | 0,00% | 0 | 0,00% |
| DKP | 0 | 0,00% | 0 | 0,00% | 0 | 0,00% |
| MLPD | 2 | 0,80% | 0 | 0,00% | +2 | +0,80% |
| BP | 0 | 0,00% | 0 | 0,00% | 0 | 0,00% |
| SGP | 0 | 0,00% | 0 | 0,00% | 0 | 0,00% |
| TIERSCHUTZ hier! | 1 | 0,40% | -/- | -/- | +1 | +0,40% |
| Tierschutzallianz | 0 | 0,00% | -/- | -/- | 0 | 0,00% |
| Bündnis C | 0 | 0,00% | -/- | -/- | 0 | 0,00% |
| BIG | 10 | 3,98% | -/- | -/- | +10 | +3,98% |
| BGE | 1 | 0,40% | -/- | -/- | +1 | +0,40% |
| DIE DIREKTE! | 0 | 0,00% | -/- | -/- | 0 | 0,00% |
| DiEM25 | 0 | 0,00% | -/- | -/- | 0 | 0,00% |
| III. Weg | 0 | 0,00% | -/- | -/- | 0 | 0,00% |
| Die Grauen | 0 | 0,00% | -/- | -/- | 0 | 0,00% |
| DIE RECHTE | 0 | 0,00% | -/- | -/- | 0 | 0,00% |
| DIE VIOLETTEN | 0 | 0,00% | -/- | -/- | 0 | 0,00% |
| LIEBE | 0 | 0,00% | -/- | -/- | 0 | 0,00% |
| DIE FRAUEN | 0 | 0,00% | -/- | -/- | 0 | 0,00% |
| Graue Panther | 0 | 0,00% | -/- | -/- | 0 | 0,00% |
| LKR | 0 | 0,00% | -/- | -/- | 0 | 0,00% |
| MENSCHLICHE WELT | 0 | 0,00% | -/- | -/- | 0 | 0,00% |
| NL | 0 | 0,00% | -/- | -/- | 0 | 0,00% |

| Partei | EW 2019 Stimmen | EW 2019 Prozent | EW 2014 Stimmen | EW 2014 Prozent | Differenz Stimmen | Differenz In Prozent |
|---------------------------------|--------------------|--------------------|--------------------|--------------------|----------------------|-------------------------|
| ÖkoLinX | 0 | 0,00% | -/- | -/- | 0 | 0,00% |
| Die Humanisten | 0 | 0,00% | -/- | -/- | 0 | 0,00% |
| PARTEI FÜR DIE TIERE | 0 | 0,00% | -/- | -/- | 0 | 0,00% |
| Gesundheitsforschung | 1 | 0,40% | -/- | -/- | +1 | +0,40% |
| Volt | 1 | 0,40% | -/- | -/- | +1 | +0,40% |
| AUF | -/- | -/- | 0 | 0,00% | 0 | 0,00% |
| BüSo | -/- | -/- | 0 | 0,00% | 0 | 0,00% |
| CM | -/- | -/- | 0 | 0,00% | 0 | 0,00% |
| REP | -/- | -/- | 0 | 0,00% | 0 | 0,00% |
| PBC | -/- | -/- | 0 | 0,00% | 0 | 0,00% |
| PRO NRW | -/- | -/- | 2 | 0,78% | -2 | -0,78% |

22.2 Brüder-Grimm-Schule

| | EW 2019 | EW 2014 | Differenz |
|-----------------------------------|---------------|---------------|---------------|
| Wahlbeteiligung | 37,91% | 30,63% | +7,28% |
| Wahlberechtigte insgesamt | 1.251 | 1.247 | +4 |
| Wahlberechtigte ohne Sperrvermerk | 1.129 | 1.136 | -7 |
| Wahlberechtigte mit Sperrvermerk | 122 | 111 | +11 |
| Wahlberechtigte § 24 Abs. 2 EuWO | 0 | 0 | 0 |
| Wähler insgesamt | 428 | 348 | +80 |
| Wähler mit Wahlschein | 0 | 2 | -2 |
| Ungültige Stimmen | 3 | 10 | -7 |
| Gültige Stimmen | 425 | 338 | +87 |

| | | | | | | | | |
|-------------------|------------|------------|--------------|------------|--------------|------------|---------------|-----------------|
| In Prozent | 15,76% | 18,82% | 26,82% | 11,29% | 9,18% | 5,18% | 4,24% | 8,71% |
| Stimmen | 67 | 80 | 114 | 48 | 39 | 22 | 18 | 37 |
| Partei | CDU | SPD | GRÜNE | AfD | LINKE | FDP | PARTEI | Sonstige |

| | | | | | | | | |
|---------------------------|------------|------------|--------------|------------|--------------|------------|---------------|-----------------|
| Gewinn In Prozent | | | +13,21% | +6,26% | | +1,33% | +1,87% | +4,27% |
| Verlust In Prozent | -4,65% | -17,27% | | | -5,02% | | | |
| Partei | CDU | SPD | GRÜNE | AfD | LINKE | FDP | PARTEI | Sonstige |

| Partei | EW 2019 Stimmen | EW 2019 Prozent | EW 2014 Stimmen | EW 2014 Prozent | Differenz Stimmen | Differenz In Prozent |
|---------------------|--------------------|--------------------|--------------------|--------------------|----------------------|-------------------------|
| CDU | 67 | 15,76% | 69 | 20,41% | -2 | -4,65% |
| SPD | 80 | 18,82% | 122 | 36,09% | -42 | -17,27% |
| GRÜNE | 114 | 26,82% | 46 | 13,61% | +68 | +13,21% |
| AfD | 48 | 11,29% | 17 | 5,03% | +31 | +6,26% |
| DIE LINKE | 39 | 9,18% | 48 | 14,20% | -9 | -5,02% |
| FDP | 22 | 5,18% | 13 | 3,85% | +9 | +1,33% |
| PIRATEN | 3 | 0,71% | 11 | 3,25% | -8 | -2,54% |
| Tierschutzpartei | 4 | 0,94% | 1 | 0,30% | +3 | +0,64% |
| NPD | 1 | 0,24% | 1 | 0,30% | 0 | -0,06% |
| Die PARTEI | 18 | 4,24% | 8 | 2,37% | +10 | +1,87% |
| FAMILIE | 2 | 0,47% | 0 | 0,00% | +2 | +0,47% |
| FREIE WÄHLER | 1 | 0,24% | 0 | 0,00% | +1 | +0,24% |
| Volksabstimmung | 1 | 0,24% | 1 | 0,30% | 0 | -0,06% |
| ÖDP | 1 | 0,24% | 0 | 0,00% | +1 | +0,24% |
| DKP | 1 | 0,24% | 0 | 0,00% | +1 | +0,24% |
| MLPD | 1 | 0,24% | 0 | 0,00% | +1 | +0,24% |
| BP | 1 | 0,24% | 0 | 0,00% | +1 | +0,24% |
| SGP | 0 | 0,00% | 0 | 0,00% | 0 | 0,00% |
| TIERSCHUTZ hier! | 2 | 0,47% | -/- | -/- | +2 | +0,47% |
| Tierschutzallianz | 1 | 0,24% | -/- | -/- | +1 | +0,24% |
| Bündnis C | 0 | 0,00% | -/- | -/- | 0 | 0,00% |
| BIG | 3 | 0,71% | -/- | -/- | +3 | +0,71% |
| BGE | 0 | 0,00% | -/- | -/- | 0 | 0,00% |
| DIE DIREKTE! | 1 | 0,24% | -/- | -/- | +1 | +0,24% |
| DiEM25 | 1 | 0,24% | -/- | -/- | +1 | +0,24% |
| III. Weg | 0 | 0,00% | -/- | -/- | 0 | 0,00% |
| Die Grauen | 2 | 0,47% | -/- | -/- | +2 | +0,47% |
| DIE RECHTE | 0 | 0,00% | -/- | -/- | 0 | 0,00% |
| DIE VIOLETTEN | 1 | 0,24% | -/- | -/- | +1 | +0,24% |
| LIEBE | 1 | 0,24% | -/- | -/- | +1 | +0,24% |
| DIE FRAUEN | 0 | 0,00% | -/- | -/- | 0 | 0,00% |
| Graue Panther | 1 | 0,24% | -/- | -/- | +1 | +0,24% |
| LKR | 0 | 0,00% | -/- | -/- | 0 | 0,00% |
| MENSCHLICHE WELT | 0 | 0,00% | -/- | -/- | 0 | 0,00% |
| NL | 0 | 0,00% | -/- | -/- | 0 | 0,00% |

| Partei | EW 2019 Stimmen | EW 2019 Prozent | EW 2014 Stimmen | EW 2014 Prozent | Differenz Stimmen | Differenz In Prozent |
|---------------------------------|--------------------|--------------------|--------------------|--------------------|----------------------|-------------------------|
| ÖkoLinX | 1 | 0,24% | -/- | -/- | +1 | +0,24% |
| Die Humanisten | 1 | 0,24% | -/- | -/- | +1 | +0,24% |
| PARTEI FÜR DIE TIERE | 0 | 0,00% | -/- | -/- | 0 | 0,00% |
| Gesundheitsforschung | 1 | 0,24% | -/- | -/- | +1 | +0,24% |
| Volt | 5 | 1,18% | -/- | -/- | +5 | +1,18% |
| AUF | -/- | -/- | 0 | 0,00% | 0 | 0,00% |
| BüSo | -/- | -/- | 0 | 0,00% | 0 | 0,00% |
| CM | -/- | -/- | 0 | 0,00% | 0 | 0,00% |
| REP | -/- | -/- | 0 | 0,00% | 0 | 0,00% |
| PBC | -/- | -/- | 0 | 0,00% | 0 | 0,00% |
| PRO NRW | -/- | -/- | 1 | 0,30% | -1 | -0,30% |

22.4 Brüder-Grimm-Schule

| | EW 2019 | EW 2014 | Differenz |
|-----------------------------------|---------------|---------------|----------------|
| Wahlbeteiligung | 42,70% | 32,38% | +10,32% |
| Wahlberechtigte insgesamt | 916 | 938 | -22 |
| Wahlberechtigte ohne Sperrvermerk | 808 | 837 | -29 |
| Wahlberechtigte mit Sperrvermerk | 108 | 101 | +7 |
| Wahlberechtigte § 24 Abs. 2 EuWO | 0 | 0 | 0 |
| Wähler insgesamt | 345 | 271 | +74 |
| Wähler mit Wahlschein | 3 | 0 | +3 |
| Ungültige Stimmen | 3 | 6 | -3 |
| Gültige Stimmen | 342 | 265 | +77 |

| | | | | | | | | |
|-------------------|------------|------------|--------------|------------|--------------|------------|---------------|-----------------|
| In Prozent | 19,01% | 19,01% | 24,27% | 7,31% | 7,60% | 5,56% | 3,80% | 13,45% |
| Stimmen | 65 | 65 | 83 | 25 | 26 | 19 | 13 | 46 |
| Partei | CDU | SPD | GRÜNE | AfD | LINKE | FDP | PARTEI | Sonstige |

| | | | | | | | | |
|---------------------------|------------|------------|--------------|------------|--------------|------------|---------------|-----------------|
| Gewinn In Prozent | | | +11,06% | +1,65% | +0,81% | +1,41% | +3,42% | +6,66% |
| Verlust In Prozent | -6,27% | -18,73% | | | | | | |
| Partei | CDU | SPD | GRÜNE | AfD | LINKE | FDP | PARTEI | Sonstige |

| Partei | EW 2019 Stimmen | EW 2019 Prozent | EW 2014 Stimmen | EW 2014 Prozent | Differenz Stimmen | Differenz In Prozent |
|---------------------|--------------------|--------------------|--------------------|--------------------|----------------------|-------------------------|
| CDU | 65 | 19,01% | 67 | 25,28% | -2 | -6,27% |
| SPD | 65 | 19,01% | 100 | 37,74% | -35 | -18,73% |
| GRÜNE | 83 | 24,27% | 35 | 13,21% | +48 | +11,06% |
| AfD | 25 | 7,31% | 15 | 5,66% | +10 | +1,65% |
| DIE LINKE | 26 | 7,60% | 18 | 6,79% | +8 | +0,81% |
| FDP | 19 | 5,56% | 11 | 4,15% | +8 | +1,41% |
| PIRATEN | 6 | 1,75% | 5 | 1,89% | +1 | -0,14% |
| Tierschutzpartei | 7 | 2,05% | 0 | 0,00% | +7 | +2,05% |
| NPD | 3 | 0,88% | 5 | 1,89% | -2 | -1,01% |
| Die PARTEI | 13 | 3,80% | 1 | 0,38% | +12 | +3,42% |
| FAMILIE | 1 | 0,29% | 1 | 0,38% | 0 | -0,09% |
| FREIE WÄHLER | 2 | 0,58% | 2 | 0,75% | 0 | -0,17% |
| Volksabstimmung | 0 | 0,00% | 2 | 0,75% | -2 | -0,75% |
| ÖDP | 2 | 0,58% | 1 | 0,38% | +1 | +0,20% |
| DKP | 0 | 0,00% | 0 | 0,00% | 0 | 0,00% |
| MLPD | 0 | 0,00% | 1 | 0,38% | -1 | -0,38% |
| BP | 1 | 0,29% | 0 | 0,00% | +1 | +0,29% |
| SGP | 0 | 0,00% | 0 | 0,00% | 0 | 0,00% |
| TIERSCHUTZ hier! | 1 | 0,29% | -/- | -/- | +1 | +0,29% |
| Tierschutzallianz | 2 | 0,58% | -/- | -/- | +2 | +0,58% |
| Bündnis C | 0 | 0,00% | -/- | -/- | 0 | 0,00% |
| BIG | 12 | 3,51% | -/- | -/- | +12 | +3,51% |
| BGE | 1 | 0,29% | -/- | -/- | +1 | +0,29% |
| DIE DIREKTE! | 0 | 0,00% | -/- | -/- | 0 | 0,00% |
| DiEM25 | 4 | 1,17% | -/- | -/- | +4 | +1,17% |
| III. Weg | 0 | 0,00% | -/- | -/- | 0 | 0,00% |
| Die Grauen | 1 | 0,29% | -/- | -/- | +1 | +0,29% |
| DIE RECHTE | 0 | 0,00% | -/- | -/- | 0 | 0,00% |
| DIE VIOLETTEN | 1 | 0,29% | -/- | -/- | +1 | +0,29% |
| LIEBE | 0 | 0,00% | -/- | -/- | 0 | 0,00% |
| DIE FRAUEN | 0 | 0,00% | -/- | -/- | 0 | 0,00% |
| Graue Panther | 0 | 0,00% | -/- | -/- | 0 | 0,00% |
| LKR | 0 | 0,00% | -/- | -/- | 0 | 0,00% |
| MENSCHLICHE WELT | 0 | 0,00% | -/- | -/- | 0 | 0,00% |
| NL | 0 | 0,00% | -/- | -/- | 0 | 0,00% |

| Partei | EW 2019 Stimmen | EW 2019 Prozent | EW 2014 Stimmen | EW 2014 Prozent | Differenz Stimmen | Differenz In Prozent |
|---------------------------------|--------------------|--------------------|--------------------|--------------------|----------------------|-------------------------|
| ÖkoLinX | 0 | 0,00% | -/- | -/- | 0 | 0,00% |
| Die Humanisten | 1 | 0,29% | -/- | -/- | +1 | +0,29% |
| PARTEI FÜR DIE TIERE | 0 | 0,00% | -/- | -/- | 0 | 0,00% |
| Gesundheitsforschung | 0 | 0,00% | -/- | -/- | 0 | 0,00% |
| Volt | 1 | 0,29% | -/- | -/- | +1 | +0,29% |
| AUF | -/- | -/- | 0 | 0,00% | 0 | 0,00% |
| BüSo | -/- | -/- | 0 | 0,00% | 0 | 0,00% |
| CM | -/- | -/- | 0 | 0,00% | 0 | 0,00% |
| REP | -/- | -/- | 1 | 0,38% | -1 | -0,38% |
| PBC | -/- | -/- | 0 | 0,00% | 0 | 0,00% |
| PRO NRW | -/- | -/- | 0 | 0,00% | 0 | 0,00% |

22.5 Gymnasium am Moltkeplatz

| | EW 2019 | EW 2014 | Differenz |
|-----------------------------------|---------------|---------------|----------------|
| Wahlbeteiligung | 61,22% | 50,00% | +11,22% |
| Wahlberechtigte insgesamt | 1.206 | 1.231 | -25 |
| Wahlberechtigte ohne Sperrvermerk | 967 | 1.022 | -55 |
| Wahlberechtigte mit Sperrvermerk | 239 | 209 | +30 |
| Wahlberechtigte § 24 Abs. 2 EuWO | 0 | 0 | 0 |
| Wähler insgesamt | 592 | 511 | +81 |
| Wähler mit Wahlschein | 1 | 0 | +1 |
| Ungültige Stimmen | 1 | 3 | -2 |
| Gültige Stimmen | 591 | 508 | +83 |

| In Prozent | 23,52% | 11,34% | 35,19% | 8,12% | 3,72% | 7,61% | 3,21% | 7,28% |
|------------|--------|--------|--------|-------|-------|-------|--------|----------|
| Stimmen | 139 | 67 | 208 | 48 | 22 | 45 | 19 | 43 |
| Partei | CDU | SPD | GRÜNE | AfD | LINKE | FDP | PARTEI | Sonstige |

| | | | | | | | | |
|--------------------|---------|---------|---------|--------|--------|--------|--------|----------|
| Gewinn In Prozent | | | +21,61% | +3,99% | | +0,33% | +2,03% | +2,75% |
| Verlust In Prozent | -10,14% | -16,61% | | | -3,96% | | | |
| Partei | CDU | SPD | GRÜNE | AfD | LINKE | FDP | PARTEI | Sonstige |

| Partei | EW 2019 Stimmen | EW 2019 Prozent | EW 2014 Stimmen | EW 2014 Prozent | Differenz Stimmen | Differenz In Prozent |
|---------------------|--------------------|--------------------|--------------------|--------------------|----------------------|-------------------------|
| CDU | 139 | 23,52% | 171 | 33,66% | -32 | -10,14% |
| SPD | 67 | 11,34% | 142 | 27,95% | -75 | -16,61% |
| GRÜNE | 208 | 35,19% | 69 | 13,58% | +139 | +21,61% |
| AfD | 48 | 8,12% | 21 | 4,13% | +27 | +3,99% |
| DIE LINKE | 22 | 3,72% | 39 | 7,68% | -17 | -3,96% |
| FDP | 45 | 7,61% | 37 | 7,28% | +8 | +0,33% |
| PIRATEN | 2 | 0,34% | 5 | 0,98% | -3 | -0,64% |
| Tierschutzpartei | 6 | 1,02% | 5 | 0,98% | +1 | +0,04% |
| NPD | 1 | 0,17% | 1 | 0,20% | 0 | -0,03% |
| Die PARTEI | 19 | 3,21% | 6 | 1,18% | +13 | +2,03% |
| FAMILIE | 0 | 0,00% | 1 | 0,20% | -1 | -0,20% |
| FREIE WÄHLER | 2 | 0,34% | 4 | 0,79% | -2 | -0,45% |
| Volksabstimmung | 0 | 0,00% | 0 | 0,00% | 0 | 0,00% |
| ÖDP | 6 | 1,02% | 3 | 0,59% | +3 | +0,43% |
| DKP | 0 | 0,00% | 0 | 0,00% | 0 | 0,00% |
| MLPD | 3 | 0,51% | 1 | 0,20% | +2 | +0,31% |
| BP | 0 | 0,00% | 0 | 0,00% | 0 | 0,00% |
| SGP | 0 | 0,00% | 0 | 0,00% | 0 | 0,00% |
| TIERSCHUTZ hier! | 0 | 0,00% | -/- | -/- | 0 | 0,00% |
| Tierschutzallianz | 0 | 0,00% | -/- | -/- | 0 | 0,00% |
| Bündnis C | 2 | 0,34% | -/- | -/- | +2 | +0,34% |
| BIG | 0 | 0,00% | -/- | -/- | 0 | 0,00% |
| BGE | 0 | 0,00% | -/- | -/- | 0 | 0,00% |
| DIE DIREKTE! | 1 | 0,17% | -/- | -/- | +1 | +0,17% |
| DiEM25 | 2 | 0,34% | -/- | -/- | +2 | +0,34% |
| III. Weg | 0 | 0,00% | -/- | -/- | 0 | 0,00% |
| Die Grauen | 1 | 0,17% | -/- | -/- | +1 | +0,17% |
| DIE RECHTE | 1 | 0,17% | -/- | -/- | +1 | +0,17% |
| DIE VIOLETTEN | 0 | 0,00% | -/- | -/- | 0 | 0,00% |
| LIEBE | 1 | 0,17% | -/- | -/- | +1 | +0,17% |
| DIE FRAUEN | 0 | 0,00% | -/- | -/- | 0 | 0,00% |
| Graue Panther | 0 | 0,00% | -/- | -/- | 0 | 0,00% |
| LKR | 3 | 0,51% | -/- | -/- | +3 | +0,51% |
| MENSCHLICHE WELT | 1 | 0,17% | -/- | -/- | +1 | +0,17% |
| NL | 0 | 0,00% | -/- | -/- | 0 | 0,00% |

| Partei | EW 2019 Stimmen | EW 2019 Prozent | EW 2014 Stimmen | EW 2014 Prozent | Differenz Stimmen | Differenz In Prozent |
|---------------------------------|--------------------|--------------------|--------------------|--------------------|----------------------|-------------------------|
| ÖkoLinX | 1 | 0,17% | -/- | -/- | +1 | +0,17% |
| Die Humanisten | 0 | 0,00% | -/- | -/- | 0 | 0,00% |
| PARTEI FÜR DIE TIERE | 0 | 0,00% | -/- | -/- | 0 | 0,00% |
| Gesundheitsforschung | 0 | 0,00% | -/- | -/- | 0 | 0,00% |
| Volt | 10 | 1,69% | -/- | -/- | +10 | +1,69% |
| AUF | -/- | -/- | 2 | 0,39% | -2 | -0,39% |
| BüSo | -/- | -/- | 0 | 0,00% | 0 | 0,00% |
| CM | -/- | -/- | 0 | 0,00% | 0 | 0,00% |
| REP | -/- | -/- | 1 | 0,20% | -1 | -0,20% |
| PBC | -/- | -/- | 0 | 0,00% | 0 | 0,00% |
| PRO NRW | -/- | -/- | 0 | 0,00% | 0 | 0,00% |

22.6 Mariannenschule

| | EW 2019 | EW 2014 | Differenz |
|-----------------------------------|---------------|---------------|---------------|
| Wahlbeteiligung | 21,55% | 17,24% | +4,31% |
| Wahlberechtigte insgesamt | 800 | 927 | -127 |
| Wahlberechtigte ohne Sperrvermerk | 747 | 870 | -123 |
| Wahlberechtigte mit Sperrvermerk | 53 | 57 | -4 |
| Wahlberechtigte § 24 Abs. 2 EuWO | 0 | 0 | 0 |
| Wähler insgesamt | 161 | 150 | +11 |
| Wähler mit Wahlschein | 0 | 0 | 0 |
| Ungültige Stimmen | 3 | 4 | -1 |
| Gültige Stimmen | 158 | 146 | +12 |

| | | | | | | | | |
|-------------------|------------|------------|--------------|------------|--------------|------------|---------------|-----------------|
| In Prozent | 13,92% | 22,15% | 18,99% | 14,56% | 8,86% | 2,53% | 5,06% | 13,92% |
| Stimmen | 22 | 35 | 30 | 23 | 14 | 4 | 8 | 22 |
| Partei | CDU | SPD | GRÜNE | AfD | LINKE | FDP | PARTEI | Sonstige |








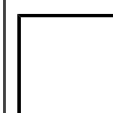
| | | | | | | | | |
|---------------------------|------------|------------|--------------|------------|--------------|------------|---------------|-----------------|
| Gewinn In Prozent | | | +7,35% | +5,66% | | +1,16% | +3,69% | +2,28% |
| Verlust In Prozent | -2,52% | -16,89% | | | -0,73% | | | |
| Partei | CDU | SPD | GRÜNE | AfD | LINKE | FDP | PARTEI | Sonstige |

| Partei | EW 2019 Stimmen | EW 2019 Prozent | EW 2014 Stimmen | EW 2014 Prozent | Differenz Stimmen | Differenz In Prozent |
|---------------------|--------------------|--------------------|--------------------|--------------------|----------------------|-------------------------|
| CDU | 22 | 13,92% | 24 | 16,44% | -2 | -2,52% |
| SPD | 35 | 22,15% | 57 | 39,04% | -22 | -16,89% |
| GRÜNE | 30 | 18,99% | 17 | 11,64% | +13 | +7,35% |
| AfD | 23 | 14,56% | 13 | 8,90% | +10 | +5,66% |
| DIE LINKE | 14 | 8,86% | 14 | 9,59% | 0 | -0,73% |
| FDP | 4 | 2,53% | 2 | 1,37% | +2 | +1,16% |
| PIRATEN | 2 | 1,27% | 6 | 4,11% | -4 | -2,84% |
| Tierschutzpartei | 2 | 1,27% | 2 | 1,37% | 0 | -0,10% |
| NPD | 1 | 0,63% | 1 | 0,68% | 0 | -0,05% |
| Die PARTEI | 8 | 5,06% | 2 | 1,37% | +6 | +3,69% |
| FAMILIE | 0 | 0,00% | 2 | 1,37% | -2 | -1,37% |
| FREIE WÄHLER | 0 | 0,00% | 0 | 0,00% | 0 | 0,00% |
| Volksabstimmung | 0 | 0,00% | 0 | 0,00% | 0 | 0,00% |
| ÖDP | 0 | 0,00% | 0 | 0,00% | 0 | 0,00% |
| DKP | 3 | 1,90% | 3 | 2,05% | 0 | -0,15% |
| MLPD | 1 | 0,63% | 0 | 0,00% | +1 | +0,63% |
| BP | 0 | 0,00% | 0 | 0,00% | 0 | 0,00% |
| SGP | 0 | 0,00% | 0 | 0,00% | 0 | 0,00% |
| TIERSCHUTZ hier! | 0 | 0,00% | -/- | -/- | 0 | 0,00% |
| Tierschutzallianz | 0 | 0,00% | -/- | -/- | 0 | 0,00% |
| Bündnis C | 1 | 0,63% | -/- | -/- | +1 | +0,63% |
| BIG | 7 | 4,43% | -/- | -/- | +7 | +4,43% |
| BGE | 1 | 0,63% | -/- | -/- | +1 | +0,63% |
| DIE DIREKTE! | 0 | 0,00% | -/- | -/- | 0 | 0,00% |
| DiEM25 | 0 | 0,00% | -/- | -/- | 0 | 0,00% |
| III. Weg | 0 | 0,00% | -/- | -/- | 0 | 0,00% |
| Die Grauen | 0 | 0,00% | -/- | -/- | 0 | 0,00% |
| DIE RECHTE | 0 | 0,00% | -/- | -/- | 0 | 0,00% |
| DIE VIOLETTEN | 0 | 0,00% | -/- | -/- | 0 | 0,00% |
| LIEBE | 0 | 0,00% | -/- | -/- | 0 | 0,00% |
| DIE FRAUEN | 0 | 0,00% | -/- | -/- | 0 | 0,00% |
| Graue Panther | 2 | 1,27% | -/- | -/- | +2 | +1,27% |
| LKR | 0 | 0,00% | -/- | -/- | 0 | 0,00% |
| MENSCHLICHE WELT | 0 | 0,00% | -/- | -/- | 0 | 0,00% |
| NL | 0 | 0,00% | -/- | -/- | 0 | 0,00% |

| Partei | EW 2019 Stimmen | EW 2019 Prozent | EW 2014 Stimmen | EW 2014 Prozent | Differenz Stimmen | Differenz In Prozent |
|---------------------------------|--------------------|--------------------|--------------------|--------------------|----------------------|-------------------------|
| ÖkoLinX | 1 | 0,63% | -/- | -/- | +1 | +0,63% |
| Die Humanisten | 1 | 0,63% | -/- | -/- | +1 | +0,63% |
| PARTEI FÜR DIE TIERE | 0 | 0,00% | -/- | -/- | 0 | 0,00% |
| Gesundheitsforschung | 0 | 0,00% | -/- | -/- | 0 | 0,00% |
| Volt | 0 | 0,00% | -/- | -/- | 0 | 0,00% |
| AUF | -/- | -/- | 1 | 0,68% | -1 | -0,68% |
| BüSo | -/- | -/- | 0 | 0,00% | 0 | 0,00% |
| CM | -/- | -/- | 0 | 0,00% | 0 | 0,00% |
| REP | -/- | -/- | 2 | 1,37% | -2 | -1,37% |
| PBC | -/- | -/- | 0 | 0,00% | 0 | 0,00% |
| PRO NRW | -/- | -/- | 0 | 0,00% | 0 | 0,00% |

22.9 Briefwahlbezirk 22

| | EW 2019 | EW 2014 | Differenz |
|-----------------------|---------|---------|-----------|
| Wähler mit Wahrschein | 593 | 514 | +79 |
| Ungültige Stimmen | 9 | 3 | +6 |
| Gültige Stimmen | 584 | 511 | +73 |

| | | | | | | | | |
|-------------------|--|--|--|---|--|---|---|---|
| In Prozent |  26,54% |  19,86% |  23,29% |  8,56% |  5,48% |  5,31% |  3,08% |  7,88% |
| Stimmen | 155 | 116 | 136 | 50 | 32 | 31 | 18 | 46 |
| Partei | CDU | SPD | GRÜNE | AfD | LINKE | FDP | PARTEI | Sonstige |

| | | | | | | | | |
|---------------------------|--------|---------|---------|--------|--------|--------|--------|----------|
| Gewinn In Prozent | | | +19,38% | +2,88% | +/- 0% | | +2,69% | |
| Verlust In Prozent | -3,40% | -14,39% | | | | -6,43% | | -0,73% |
| Partei | CDU | SPD | GRÜNE | AfD | LINKE | FDP | PARTEI | Sonstige |

| Partei | EW 2019 Stimmen | EW 2019 Prozent | EW 2014 Stimmen | EW 2014 Prozent | Differenz Stimmen | Differenz In Prozent |
|---------------------|--------------------|--------------------|--------------------|--------------------|----------------------|-------------------------|
| CDU | 155 | 26,54% | 153 | 29,94% | +2 | -3,40% |
| SPD | 116 | 19,86% | 175 | 34,25% | -59 | -14,39% |
| GRÜNE | 136 | 23,29% | 20 | 3,91% | +116 | +19,38% |
| AfD | 50 | 8,56% | 29 | 5,68% | +21 | +2,88% |
| DIE LINKE | 32 | 5,48% | 28 | 5,48% | +4 | 0,00% |
| FDP | 31 | 5,31% | 60 | 11,74% | -29 | -6,43% |
| PIRATEN | 7 | 1,20% | 14 | 2,74% | -7 | -1,54% |
| Tierschutzpartei | 10 | 1,71% | 8 | 1,57% | +2 | +0,14% |
| NPD | 0 | 0,00% | 3 | 0,59% | -3 | -0,59% |
| Die PARTEI | 18 | 3,08% | 2 | 0,39% | +16 | +2,69% |
| FAMILIE | 4 | 0,68% | 0 | 0,00% | +4 | +0,68% |
| FREIE WÄHLER | 3 | 0,51% | 0 | 0,00% | +3 | +0,51% |
| Volksabstimmung | 1 | 0,17% | 4 | 0,78% | -3 | -0,61% |
| ÖDP | 1 | 0,17% | 0 | 0,00% | +1 | +0,17% |
| DKP | 0 | 0,00% | 0 | 0,00% | 0 | 0,00% |
| MLPD | 0 | 0,00% | 1 | 0,20% | -1 | -0,20% |
| BP | 0 | 0,00% | 0 | 0,00% | 0 | 0,00% |
| SGP | 0 | 0,00% | 1 | 0,20% | -1 | -0,20% |
| TIERSCHUTZ hier! | 1 | 0,17% | -/- | -/- | +1 | +0,17% |
| Tierschutzallianz | 0 | 0,00% | -/- | -/- | 0 | 0,00% |
| Bündnis C | 0 | 0,00% | -/- | -/- | 0 | 0,00% |
| BIG | 3 | 0,51% | -/- | -/- | +3 | +0,51% |
| BGE | 2 | 0,34% | -/- | -/- | +2 | +0,34% |
| DIE DIREKTE! | 1 | 0,17% | -/- | -/- | +1 | +0,17% |
| DiEM25 | 0 | 0,00% | -/- | -/- | 0 | 0,00% |
| III. Weg | 0 | 0,00% | -/- | -/- | 0 | 0,00% |
| Die Grauen | 1 | 0,17% | -/- | -/- | +1 | +0,17% |
| DIE RECHTE | 0 | 0,00% | -/- | -/- | 0 | 0,00% |
| DIE VIOLETTEN | 0 | 0,00% | -/- | -/- | 0 | 0,00% |
| LIEBE | 0 | 0,00% | -/- | -/- | 0 | 0,00% |
| DIE FRAUEN | 1 | 0,17% | -/- | -/- | +1 | +0,17% |
| Graue Panther | 1 | 0,17% | -/- | -/- | +1 | +0,17% |
| LKR | 1 | 0,17% | -/- | -/- | +1 | +0,17% |
| MENSCHLICHE WELT | 0 | 0,00% | -/- | -/- | 0 | 0,00% |
| NL | 0 | 0,00% | -/- | -/- | 0 | 0,00% |

| Partei | EW 2019 Stimmen | EW 2019 Prozent | EW 2014 Stimmen | EW 2014 Prozent | Differenz Stimmen | Differenz In Prozent |
|---------------------------------|--------------------|--------------------|--------------------|--------------------|----------------------|-------------------------|
| ÖkoLinX | 0 | 0,00% | -/- | -/- | 0 | 0,00% |
| Die Humanisten | 3 | 0,51% | -/- | -/- | +3 | +0,51% |
| PARTEI FÜR DIE TIERE | 2 | 0,34% | -/- | -/- | +2 | +0,34% |
| Gesundheitsforschung | 1 | 0,17% | -/- | -/- | +1 | +0,17% |
| Volt | 3 | 0,51% | -/- | -/- | +3 | +0,51% |
| AUF | -/- | -/- | 1 | 0,20% | -1 | -0,20% |
| BüSo | -/- | -/- | 0 | 0,00% | 0 | 0,00% |
| CM | -/- | -/- | 0 | 0,00% | 0 | 0,00% |
| REP | -/- | -/- | 1 | 0,20% | -1 | -0,20% |
| PBC | -/- | -/- | 0 | 0,00% | 0 | 0,00% |
| PRO NRW | -/- | -/- | 11 | 2,15% | -11 | -2,15% |

23.1 Jugendheim St. Norbertus

| | EW 2019 | EW 2014 | Differenz |
|-----------------------------------|---------------|---------------|---------------|
| Wahlbeteiligung | 32,54% | 28,55% | +3,99% |
| Wahlberechtigte insgesamt | 699 | 584 | +115 |
| Wahlberechtigte ohne Sperrvermerk | 633 | 557 | +76 |
| Wahlberechtigte mit Sperrvermerk | 66 | 27 | +39 |
| Wahlberechtigte § 24 Abs. 2 EuWO | 0 | 0 | 0 |
| Wähler insgesamt | 206 | 159 | +47 |
| Wähler mit Wahlschein | 1 | 0 | +1 |
| Ungültige Stimmen | 2 | 2 | 0 |
| Gültige Stimmen | 204 | 157 | +47 |

| | | | | | | | | |
|-------------------|------------|------------|--------------|------------|--------------|------------|---------------|-----------------|
| In Prozent | 13,73% | 18,63% | 29,41% | 11,27% | 7,35% | 3,92% | 6,37% | 9,31% |
| Stimmen | 28 | 38 | 60 | 23 | 15 | 8 | 13 | 19 |
| Partei | CDU | SPD | GRÜNE | AfD | LINKE | FDP | PARTEI | Sonstige |

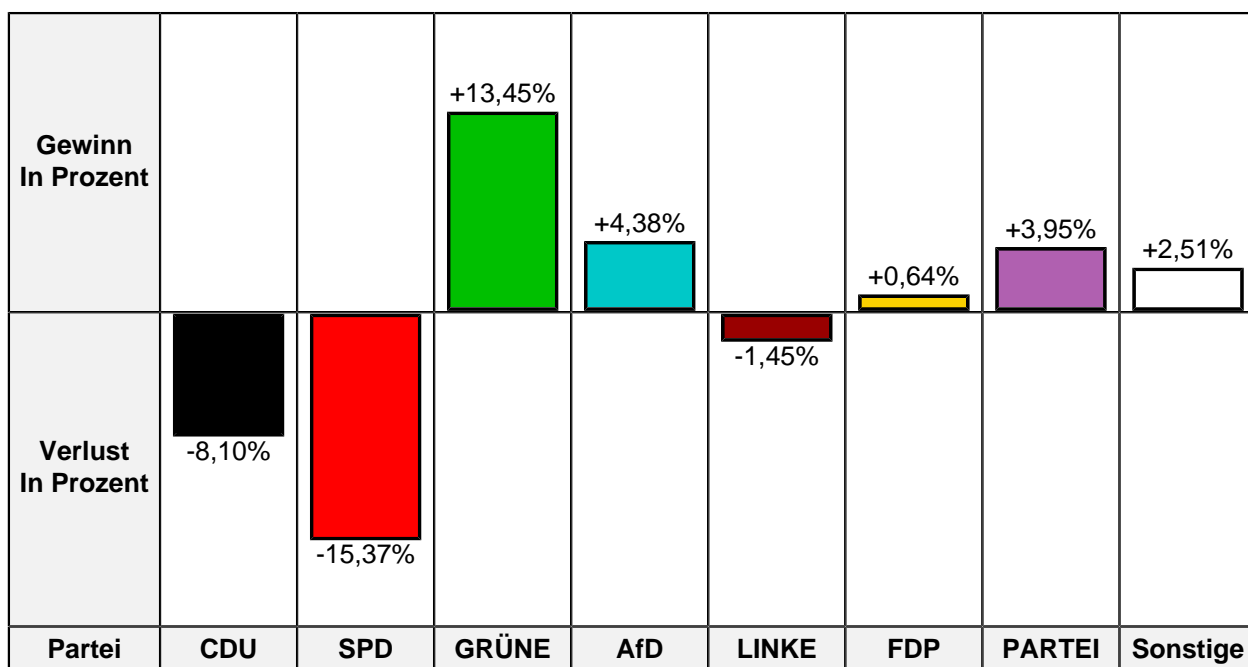
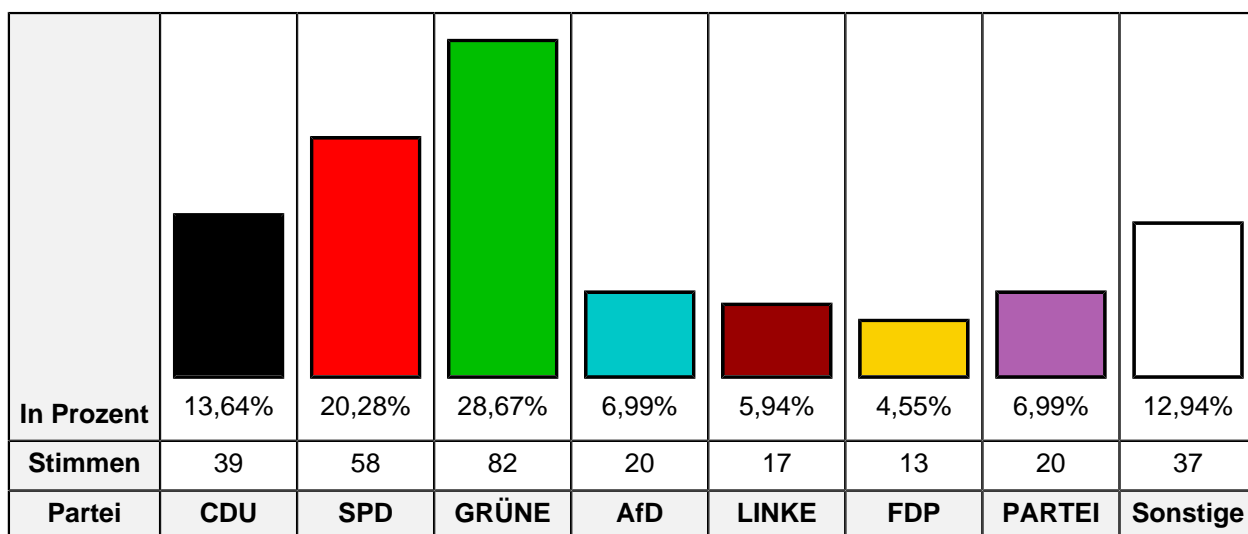
| | | | | | | | | |
|---------------------------|------------|------------|--------------|------------|--------------|------------|---------------|-----------------|
| Gewinn In Prozent | | | +15,40% | +5,54% | | +0,10% | +4,46% | |
| Verlust In Prozent | -8,56% | -14,49% | | | -0,29% | | | -2,15% |
| Partei | CDU | SPD | GRÜNE | AfD | LINKE | FDP | PARTEI | Sonstige |

| Partei | EW 2019 Stimmen | EW 2019 Prozent | EW 2014 Stimmen | EW 2014 Prozent | Differenz Stimmen | Differenz In Prozent |
|---------------------|--------------------|--------------------|--------------------|--------------------|----------------------|-------------------------|
| CDU | 28 | 13,73% | 35 | 22,29% | -7 | -8,56% |
| SPD | 38 | 18,63% | 52 | 33,12% | -14 | -14,49% |
| GRÜNE | 60 | 29,41% | 22 | 14,01% | +38 | +15,40% |
| AfD | 23 | 11,27% | 9 | 5,73% | +14 | +5,54% |
| DIE LINKE | 15 | 7,35% | 12 | 7,64% | +3 | -0,29% |
| FDP | 8 | 3,92% | 6 | 3,82% | +2 | +0,10% |
| PIRATEN | 5 | 2,45% | 7 | 4,46% | -2 | -2,01% |
| Tierschutzpartei | 3 | 1,47% | 0 | 0,00% | +3 | +1,47% |
| NPD | 0 | 0,00% | 6 | 3,82% | -6 | -3,82% |
| Die PARTEI | 13 | 6,37% | 3 | 1,91% | +10 | +4,46% |
| FAMILIE | 0 | 0,00% | 1 | 0,64% | -1 | -0,64% |
| FREIE WÄHLER | 1 | 0,49% | 2 | 1,27% | -1 | -0,78% |
| Volksabstimmung | 0 | 0,00% | 0 | 0,00% | 0 | 0,00% |
| ÖDP | 1 | 0,49% | 0 | 0,00% | +1 | +0,49% |
| DKP | 1 | 0,49% | 0 | 0,00% | +1 | +0,49% |
| MLPD | 0 | 0,00% | 0 | 0,00% | 0 | 0,00% |
| BP | 0 | 0,00% | 0 | 0,00% | 0 | 0,00% |
| SGP | 0 | 0,00% | 0 | 0,00% | 0 | 0,00% |
| TIERSCHUTZ hier! | 0 | 0,00% | -/- | -/- | 0 | 0,00% |
| Tierschutzallianz | 1 | 0,49% | -/- | -/- | +1 | +0,49% |
| Bündnis C | 0 | 0,00% | -/- | -/- | 0 | 0,00% |
| BIG | 2 | 0,98% | -/- | -/- | +2 | +0,98% |
| BGE | 1 | 0,49% | -/- | -/- | +1 | +0,49% |
| DIE DIREKTE! | 0 | 0,00% | -/- | -/- | 0 | 0,00% |
| DiEM25 | 0 | 0,00% | -/- | -/- | 0 | 0,00% |
| III. Weg | 0 | 0,00% | -/- | -/- | 0 | 0,00% |
| Die Grauen | 0 | 0,00% | -/- | -/- | 0 | 0,00% |
| DIE RECHTE | 1 | 0,49% | -/- | -/- | +1 | +0,49% |
| DIE VIOLETTEN | 0 | 0,00% | -/- | -/- | 0 | 0,00% |
| LIEBE | 0 | 0,00% | -/- | -/- | 0 | 0,00% |
| DIE FRAUEN | 1 | 0,49% | -/- | -/- | +1 | +0,49% |
| Graue Panther | 0 | 0,00% | -/- | -/- | 0 | 0,00% |
| LKR | 0 | 0,00% | -/- | -/- | 0 | 0,00% |
| MENSCHLICHE WELT | 0 | 0,00% | -/- | -/- | 0 | 0,00% |
| NL | 0 | 0,00% | -/- | -/- | 0 | 0,00% |

| Partei | EW 2019 Stimmen | EW 2019 Prozent | EW 2014 Stimmen | EW 2014 Prozent | Differenz Stimmen | Differenz In Prozent |
|---------------------------------|--------------------|--------------------|--------------------|--------------------|----------------------|-------------------------|
| ÖkoLinX | 0 | 0,00% | -/- | -/- | 0 | 0,00% |
| Die Humanisten | 0 | 0,00% | -/- | -/- | 0 | 0,00% |
| PARTEI FÜR DIE TIERE | 0 | 0,00% | -/- | -/- | 0 | 0,00% |
| Gesundheitsforschung | 0 | 0,00% | -/- | -/- | 0 | 0,00% |
| Volt | 2 | 0,98% | -/- | -/- | +2 | +0,98% |
| AUF | -/- | -/- | 0 | 0,00% | 0 | 0,00% |
| BüSo | -/- | -/- | 0 | 0,00% | 0 | 0,00% |
| CM | -/- | -/- | 0 | 0,00% | 0 | 0,00% |
| REP | -/- | -/- | 1 | 0,64% | -1 | -0,64% |
| PBC | -/- | -/- | 0 | 0,00% | 0 | 0,00% |
| PRO NRW | -/- | -/- | 1 | 0,64% | -1 | -0,64% |

23.2 Gem.-Hauptschule

| | EW 2019 | EW 2014 | Differenz |
|-----------------------------------|---------------|---------------|----------------|
| Wahlbeteiligung | 45,09% | 31,46% | +13,63% |
| Wahlberechtigte insgesamt | 699 | 778 | -79 |
| Wahlberechtigte ohne Sperrvermerk | 641 | 731 | -90 |
| Wahlberechtigte mit Sperrvermerk | 58 | 47 | +11 |
| Wahlberechtigte § 24 Abs. 2 EuWO | 0 | 0 | 0 |
| Wähler insgesamt | 289 | 230 | +59 |
| Wähler mit Wahlschein | 2 | 0 | +2 |
| Ungültige Stimmen | 3 | 0 | +3 |
| Gültige Stimmen | 286 | 230 | +56 |



| Partei | EW 2019 Stimmen | EW 2019 Prozent | EW 2014 Stimmen | EW 2014 Prozent | Differenz Stimmen | Differenz In Prozent |
|---------------------|--------------------|--------------------|--------------------|--------------------|----------------------|-------------------------|
| CDU | 39 | 13,64% | 50 | 21,74% | -11 | -8,10% |
| SPD | 58 | 20,28% | 82 | 35,65% | -24 | -15,37% |
| GRÜNE | 82 | 28,67% | 35 | 15,22% | +47 | +13,45% |
| AfD | 20 | 6,99% | 6 | 2,61% | +14 | +4,38% |
| DIE LINKE | 17 | 5,94% | 17 | 7,39% | 0 | -1,45% |
| FDP | 13 | 4,55% | 9 | 3,91% | +4 | +0,64% |
| PIRATEN | 5 | 1,75% | 9 | 3,91% | -4 | -2,16% |
| Tierschutzpartei | 8 | 2,80% | 3 | 1,30% | +5 | +1,50% |
| NPD | 1 | 0,35% | 3 | 1,30% | -2 | -0,95% |
| Die PARTEI | 20 | 6,99% | 7 | 3,04% | +13 | +3,95% |
| FAMILIE | 5 | 1,75% | 0 | 0,00% | +5 | +1,75% |
| FREIE WÄHLER | 1 | 0,35% | 4 | 1,74% | -3 | -1,39% |
| Volksabstimmung | 1 | 0,35% | 1 | 0,43% | 0 | -0,08% |
| ÖDP | 1 | 0,35% | 0 | 0,00% | +1 | +0,35% |
| DKP | 0 | 0,00% | 1 | 0,43% | -1 | -0,43% |
| MLPD | 0 | 0,00% | 0 | 0,00% | 0 | 0,00% |
| BP | 0 | 0,00% | 0 | 0,00% | 0 | 0,00% |
| SGP | 0 | 0,00% | 0 | 0,00% | 0 | 0,00% |
| TIERSCHUTZ hier! | 2 | 0,70% | -/- | -/- | +2 | +0,70% |
| Tierschutzallianz | 0 | 0,00% | -/- | -/- | 0 | 0,00% |
| Bündnis C | 0 | 0,00% | -/- | -/- | 0 | 0,00% |
| BIG | 2 | 0,70% | -/- | -/- | +2 | +0,70% |
| BGE | 0 | 0,00% | -/- | -/- | 0 | 0,00% |
| DIE DIREKTE! | 0 | 0,00% | -/- | -/- | 0 | 0,00% |
| DiEM25 | 1 | 0,35% | -/- | -/- | +1 | +0,35% |
| III. Weg | 0 | 0,00% | -/- | -/- | 0 | 0,00% |
| Die Grauen | 0 | 0,00% | -/- | -/- | 0 | 0,00% |
| DIE RECHTE | 0 | 0,00% | -/- | -/- | 0 | 0,00% |
| DIE VIOLETTEN | 2 | 0,70% | -/- | -/- | +2 | +0,70% |
| LIEBE | 0 | 0,00% | -/- | -/- | 0 | 0,00% |
| DIE FRAUEN | 0 | 0,00% | -/- | -/- | 0 | 0,00% |
| Graue Panther | 0 | 0,00% | -/- | -/- | 0 | 0,00% |
| LKR | 0 | 0,00% | -/- | -/- | 0 | 0,00% |
| MENSCHLICHE WELT | 0 | 0,00% | -/- | -/- | 0 | 0,00% |
| NL | 0 | 0,00% | -/- | -/- | 0 | 0,00% |

| Partei | EW 2019 Stimmen | EW 2019 Prozent | EW 2014 Stimmen | EW 2014 Prozent | Differenz Stimmen | Differenz In Prozent |
|---------------------------------|--------------------|--------------------|--------------------|--------------------|----------------------|-------------------------|
| ÖkoLinX | 1 | 0,35% | -/- | -/- | +1 | +0,35% |
| Die Humanisten | 0 | 0,00% | -/- | -/- | 0 | 0,00% |
| PARTEI FÜR DIE TIERE | 4 | 1,40% | -/- | -/- | +4 | +1,40% |
| Gesundheitsforschung | 1 | 0,35% | -/- | -/- | +1 | +0,35% |
| Volt | 2 | 0,70% | -/- | -/- | +2 | +0,70% |
| AUF | -/- | -/- | 0 | 0,00% | 0 | 0,00% |
| BüSo | -/- | -/- | 0 | 0,00% | 0 | 0,00% |
| CM | -/- | -/- | 0 | 0,00% | 0 | 0,00% |
| REP | -/- | -/- | 0 | 0,00% | 0 | 0,00% |
| PBC | -/- | -/- | 0 | 0,00% | 0 | 0,00% |
| PRO NRW | -/- | -/- | 3 | 1,30% | -3 | -1,30% |

23.3 Kolpinghaus

| | EW 2019 | EW 2014 | Differenz |
|-----------------------------------|---------------|---------------|---------------|
| Wahlbeteiligung | 32,71% | 24,20% | +8,51% |
| Wahlberechtigte insgesamt | 984 | 1.100 | -116 |
| Wahlberechtigte ohne Sperrvermerk | 908 | 1.025 | -117 |
| Wahlberechtigte mit Sperrvermerk | 76 | 75 | +1 |
| Wahlberechtigte § 24 Abs. 2 EuWO | 0 | 0 | 0 |
| Wähler insgesamt | 297 | 248 | +49 |
| Wähler mit Wahlschein | 0 | 0 | 0 |
| Ungültige Stimmen | 4 | 6 | -2 |
| Gültige Stimmen | 293 | 242 | +51 |

| | | | | | | | | |
|-------------------|-------|--------|--------|-------|--------|-------|--------|----------|
| In Prozent | | | | | | | | |
| | 6,83% | 17,41% | 32,76% | 6,48% | 14,68% | 2,73% | 6,83% | 12,29% |
| Stimmen | 20 | 51 | 96 | 19 | 43 | 8 | 20 | 36 |
| Partei | CDU | SPD | GRÜNE | AfD | LINKE | FDP | PARTEI | Sonstige |

| | | | | | | | | |
|---------------------------|--------|---------|---------|--------|--------|--------|--------|----------|
| Gewinn In Prozent | | | | | | | | |
| | | | +15,82% | +3,59% | | | +3,94% | +4,03% |
| Verlust In Prozent | | | | | | | | |
| | -8,05% | -16,89% | | | -1,02% | -1,40% | | |
| Partei | CDU | SPD | GRÜNE | AfD | LINKE | FDP | PARTEI | Sonstige |

| Partei | EW 2019 Stimmen | EW 2019 Prozent | EW 2014 Stimmen | EW 2014 Prozent | Differenz Stimmen | Differenz In Prozent |
|---------------------|--------------------|--------------------|--------------------|--------------------|----------------------|-------------------------|
| CDU | 20 | 6,83% | 36 | 14,88% | -16 | -8,05% |
| SPD | 51 | 17,41% | 83 | 34,30% | -32 | -16,89% |
| GRÜNE | 96 | 32,76% | 41 | 16,94% | +55 | +15,82% |
| AfD | 19 | 6,48% | 7 | 2,89% | +12 | +3,59% |
| DIE LINKE | 43 | 14,68% | 38 | 15,70% | +5 | -1,02% |
| FDP | 8 | 2,73% | 10 | 4,13% | -2 | -1,40% |
| PIRATEN | 2 | 0,68% | 8 | 3,31% | -6 | -2,63% |
| Tierschutzpartei | 5 | 1,71% | 2 | 0,83% | +3 | +0,88% |
| NPD | 1 | 0,34% | 5 | 2,07% | -4 | -1,73% |
| Die PARTEI | 20 | 6,83% | 7 | 2,89% | +13 | +3,94% |
| FAMILIE | 2 | 0,68% | 3 | 1,24% | -1 | -0,56% |
| FREIE WÄHLER | 2 | 0,68% | 0 | 0,00% | +2 | +0,68% |
| Volksabstimmung | 0 | 0,00% | 1 | 0,41% | -1 | -0,41% |
| ÖDP | 2 | 0,68% | 0 | 0,00% | +2 | +0,68% |
| DKP | 1 | 0,34% | 1 | 0,41% | 0 | -0,07% |
| MLPD | 1 | 0,34% | 0 | 0,00% | +1 | +0,34% |
| BP | 0 | 0,00% | 0 | 0,00% | 0 | 0,00% |
| SGP | 0 | 0,00% | 0 | 0,00% | 0 | 0,00% |
| TIERSCHUTZ hier! | 2 | 0,68% | -/- | -/- | +2 | +0,68% |
| Tierschutzallianz | 2 | 0,68% | -/- | -/- | +2 | +0,68% |
| Bündnis C | 0 | 0,00% | -/- | -/- | 0 | 0,00% |
| BIG | 0 | 0,00% | -/- | -/- | 0 | 0,00% |
| BGE | 1 | 0,34% | -/- | -/- | +1 | +0,34% |
| DIE DIREKTE! | 0 | 0,00% | -/- | -/- | 0 | 0,00% |
| DiEM25 | 3 | 1,02% | -/- | -/- | +3 | +1,02% |
| III. Weg | 0 | 0,00% | -/- | -/- | 0 | 0,00% |
| Die Grauen | 1 | 0,34% | -/- | -/- | +1 | +0,34% |
| DIE RECHTE | 0 | 0,00% | -/- | -/- | 0 | 0,00% |
| DIE VIOLETTEN | 0 | 0,00% | -/- | -/- | 0 | 0,00% |
| LIEBE | 2 | 0,68% | -/- | -/- | +2 | +0,68% |
| DIE FRAUEN | 1 | 0,34% | -/- | -/- | +1 | +0,34% |
| Graue Panther | 1 | 0,34% | -/- | -/- | +1 | +0,34% |
| LKR | 1 | 0,34% | -/- | -/- | +1 | +0,34% |
| MENSCHLICHE WELT | 0 | 0,00% | -/- | -/- | 0 | 0,00% |
| NL | 0 | 0,00% | -/- | -/- | 0 | 0,00% |

| Partei | EW 2019 Stimmen | EW 2019 Prozent | EW 2014 Stimmen | EW 2014 Prozent | Differenz Stimmen | Differenz In Prozent |
|---------------------------------|--------------------|--------------------|--------------------|--------------------|----------------------|-------------------------|
| ÖkoLinX | 1 | 0,34% | -/- | -/- | +1 | +0,34% |
| Die Humanisten | 0 | 0,00% | -/- | -/- | 0 | 0,00% |
| PARTEI FÜR DIE TIERE | 3 | 1,02% | -/- | -/- | +3 | +1,02% |
| Gesundheitsforschung | 0 | 0,00% | -/- | -/- | 0 | 0,00% |
| Volt | 2 | 0,68% | -/- | -/- | +2 | +0,68% |
| AUF | -/- | -/- | 0 | 0,00% | 0 | 0,00% |
| BüSo | -/- | -/- | 0 | 0,00% | 0 | 0,00% |
| CM | -/- | -/- | 0 | 0,00% | 0 | 0,00% |
| REP | -/- | -/- | 0 | 0,00% | 0 | 0,00% |
| PBC | -/- | -/- | 0 | 0,00% | 0 | 0,00% |
| PRO NRW | -/- | -/- | 0 | 0,00% | 0 | 0,00% |

23.4 Gem.-Hauptschule

| | EW 2019 | EW 2014 | Differenz |
|-----------------------------------|---------------|---------------|----------------|
| Wahlbeteiligung | 43,12% | 31,71% | +11,41% |
| Wahlberechtigte insgesamt | 702 | 706 | -4 |
| Wahlberechtigte ohne Sperrvermerk | 596 | 637 | -41 |
| Wahlberechtigte mit Sperrvermerk | 106 | 69 | +37 |
| Wahlberechtigte § 24 Abs. 2 EuWO | 0 | 0 | 0 |
| Wähler insgesamt | 257 | 202 | +55 |
| Wähler mit Wahlschein | 0 | 0 | 0 |
| Ungültige Stimmen | 5 | 2 | +3 |
| Gültige Stimmen | 252 | 200 | +52 |

| In Prozent | 13,49% | 21,43% | 29,37% | 9,13% | 7,14% | 5,16% | 5,56% | 8,73% |
|------------|--------|--------|--------|-------|-------|-------|--------|----------|
| Stimmen | 34 | 54 | 74 | 23 | 18 | 13 | 14 | 22 |
| Partei | CDU | SPD | GRÜNE | AfD | LINKE | FDP | PARTEI | Sonstige |

| | | | | | | | | |
|--------------------|--------|---------|---------|--------|--------|--------|--------|----------|
| Gewinn In Prozent | | | +13,37% | +5,63% | | +2,16% | +4,06% | +2,73% |
| Verlust In Prozent | -3,51% | -22,07% | | | -2,36% | | | |
| Partei | CDU | SPD | GRÜNE | AfD | LINKE | FDP | PARTEI | Sonstige |

| Partei | EW 2019 Stimmen | EW 2019 Prozent | EW 2014 Stimmen | EW 2014 Prozent | Differenz Stimmen | Differenz In Prozent |
|---------------------|--------------------|--------------------|--------------------|--------------------|----------------------|-------------------------|
| CDU | 34 | 13,49% | 34 | 17,00% | 0 | -3,51% |
| SPD | 54 | 21,43% | 87 | 43,50% | -33 | -22,07% |
| GRÜNE | 74 | 29,37% | 32 | 16,00% | +42 | +13,37% |
| AfD | 23 | 9,13% | 7 | 3,50% | +16 | +5,63% |
| DIE LINKE | 18 | 7,14% | 19 | 9,50% | -1 | -2,36% |
| FDP | 13 | 5,16% | 6 | 3,00% | +7 | +2,16% |
| PIRATEN | 2 | 0,79% | 6 | 3,00% | -4 | -2,21% |
| Tierschutzpartei | 2 | 0,79% | 0 | 0,00% | +2 | +0,79% |
| NPD | 0 | 0,00% | 1 | 0,50% | -1 | -0,50% |
| Die PARTEI | 14 | 5,56% | 3 | 1,50% | +11 | +4,06% |
| FAMILIE | 0 | 0,00% | 3 | 1,50% | -3 | -1,50% |
| FREIE WÄHLER | 1 | 0,40% | 1 | 0,50% | 0 | -0,10% |
| Volksabstimmung | 0 | 0,00% | 1 | 0,50% | -1 | -0,50% |
| ÖDP | 2 | 0,79% | 0 | 0,00% | +2 | +0,79% |
| DKP | 0 | 0,00% | 0 | 0,00% | 0 | 0,00% |
| MLPD | 0 | 0,00% | 0 | 0,00% | 0 | 0,00% |
| BP | 0 | 0,00% | 0 | 0,00% | 0 | 0,00% |
| SGP | 0 | 0,00% | 0 | 0,00% | 0 | 0,00% |
| TIERSCHUTZ hier! | 0 | 0,00% | -/- | -/- | 0 | 0,00% |
| Tierschutzallianz | 2 | 0,79% | -/- | -/- | +2 | +0,79% |
| Bündnis C | 0 | 0,00% | -/- | -/- | 0 | 0,00% |
| BIG | 1 | 0,40% | -/- | -/- | +1 | +0,40% |
| BGE | 1 | 0,40% | -/- | -/- | +1 | +0,40% |
| DIE DIREKTE! | 0 | 0,00% | -/- | -/- | 0 | 0,00% |
| DiEM25 | 1 | 0,40% | -/- | -/- | +1 | +0,40% |
| III. Weg | 0 | 0,00% | -/- | -/- | 0 | 0,00% |
| Die Grauen | 0 | 0,00% | -/- | -/- | 0 | 0,00% |
| DIE RECHTE | 0 | 0,00% | -/- | -/- | 0 | 0,00% |
| DIE VIOLETTEN | 1 | 0,40% | -/- | -/- | +1 | +0,40% |
| LIEBE | 0 | 0,00% | -/- | -/- | 0 | 0,00% |
| DIE FRAUEN | 0 | 0,00% | -/- | -/- | 0 | 0,00% |
| Graue Panther | 0 | 0,00% | -/- | -/- | 0 | 0,00% |
| LKR | 0 | 0,00% | -/- | -/- | 0 | 0,00% |
| MENSCHLICHE WELT | 2 | 0,79% | -/- | -/- | +2 | +0,79% |
| NL | 0 | 0,00% | -/- | -/- | 0 | 0,00% |

| Partei | EW 2019 Stimmen | EW 2019 Prozent | EW 2014 Stimmen | EW 2014 Prozent | Differenz Stimmen | Differenz In Prozent |
|---------------------------------|--------------------|--------------------|--------------------|--------------------|----------------------|-------------------------|
| ÖkoLinX | 0 | 0,00% | -/- | -/- | 0 | 0,00% |
| Die Humanisten | 0 | 0,00% | -/- | -/- | 0 | 0,00% |
| PARTEI FÜR DIE TIERE | 2 | 0,79% | -/- | -/- | +2 | +0,79% |
| Gesundheitsforschung | 0 | 0,00% | -/- | -/- | 0 | 0,00% |
| Volt | 5 | 1,98% | -/- | -/- | +5 | +1,98% |
| AUF | -/- | -/- | 0 | 0,00% | 0 | 0,00% |
| BüSo | -/- | -/- | 0 | 0,00% | 0 | 0,00% |
| CM | -/- | -/- | 0 | 0,00% | 0 | 0,00% |
| REP | -/- | -/- | 0 | 0,00% | 0 | 0,00% |
| PBC | -/- | -/- | 0 | 0,00% | 0 | 0,00% |
| PRO NRW | -/- | -/- | 0 | 0,00% | 0 | 0,00% |

23.7 Josefschule

| | EW 2019 | EW 2014 | Differenz |
|-----------------------------------|---------------|---------------|---------------|
| Wahlbeteiligung | 33,66% | 31,63% | +2,03% |
| Wahlberechtigte insgesamt | 782 | 877 | -95 |
| Wahlberechtigte ohne Sperrvermerk | 707 | 822 | -115 |
| Wahlberechtigte mit Sperrvermerk | 75 | 55 | +20 |
| Wahlberechtigte § 24 Abs. 2 EuWO | 0 | 0 | 0 |
| Wähler insgesamt | 238 | 260 | -22 |
| Wähler mit Wahlschein | 1 | 0 | +1 |
| Ungültige Stimmen | 1 | 4 | -3 |
| Gültige Stimmen | 237 | 256 | -19 |

| In Prozent | 9,70% | 19,41% | 27,43% | 10,55% | 15,19% | 1,69% | 5,91% | 10,13% |
|------------|-------|--------|--------|--------|--------|-------|--------|----------|
| Stimmen | 23 | 46 | 65 | 25 | 36 | 4 | 14 | 24 |
| Partei | CDU | SPD | GRÜNE | AfD | LINKE | FDP | PARTEI | Sonstige |

| | | | | | | | | |
|--------------------|--------|---------|---------|--------|--------|--------|--------|----------|
| Gewinn In Prozent | | | +12,98% | +7,03% | +2,30% | +1,30% | | +1,93% |
| Verlust In Prozent | -3,97% | -13,79% | | | | | -7,76% | |
| Partei | CDU | SPD | GRÜNE | AfD | LINKE | FDP | PARTEI | Sonstige |

| Partei | EW 2019 Stimmen | EW 2019 Prozent | EW 2014 Stimmen | EW 2014 Prozent | Differenz Stimmen | Differenz In Prozent |
|---------------------|--------------------|--------------------|--------------------|--------------------|----------------------|-------------------------|
| CDU | 23 | 9,70% | 35 | 13,67% | -12 | -3,97% |
| SPD | 46 | 19,41% | 85 | 33,20% | -39 | -13,79% |
| GRÜNE | 65 | 27,43% | 37 | 14,45% | +28 | +12,98% |
| AfD | 25 | 10,55% | 9 | 3,52% | +16 | +7,03% |
| DIE LINKE | 36 | 15,19% | 33 | 12,89% | +3 | +2,30% |
| FDP | 4 | 1,69% | 1 | 0,39% | +3 | +1,30% |
| PIRATEN | 6 | 2,53% | 9 | 3,52% | -3 | -0,99% |
| Tierschutzpartei | 3 | 1,27% | 2 | 0,78% | +1 | +0,49% |
| NPD | 1 | 0,42% | 7 | 2,73% | -6 | -2,31% |
| Die PARTEI | 14 | 5,91% | 35 | 13,67% | -21 | -7,76% |
| FAMILIE | 0 | 0,00% | 0 | 0,00% | 0 | 0,00% |
| FREIE WÄHLER | 0 | 0,00% | 0 | 0,00% | 0 | 0,00% |
| Volksabstimmung | 0 | 0,00% | 0 | 0,00% | 0 | 0,00% |
| ÖDP | 1 | 0,42% | 0 | 0,00% | +1 | +0,42% |
| DKP | 0 | 0,00% | 1 | 0,39% | -1 | -0,39% |
| MLPD | 0 | 0,00% | 0 | 0,00% | 0 | 0,00% |
| BP | 0 | 0,00% | 0 | 0,00% | 0 | 0,00% |
| SGP | 0 | 0,00% | 0 | 0,00% | 0 | 0,00% |
| TIERSCHUTZ hier! | 0 | 0,00% | -/- | -/- | 0 | 0,00% |
| Tierschutzallianz | 1 | 0,42% | -/- | -/- | +1 | +0,42% |
| Bündnis C | 0 | 0,00% | -/- | -/- | 0 | 0,00% |
| BIG | 3 | 1,27% | -/- | -/- | +3 | +1,27% |
| BGE | 2 | 0,84% | -/- | -/- | +2 | +0,84% |
| DIE DIREKTE! | 0 | 0,00% | -/- | -/- | 0 | 0,00% |
| DiEM25 | 1 | 0,42% | -/- | -/- | +1 | +0,42% |
| III. Weg | 0 | 0,00% | -/- | -/- | 0 | 0,00% |
| Die Grauen | 0 | 0,00% | -/- | -/- | 0 | 0,00% |
| DIE RECHTE | 0 | 0,00% | -/- | -/- | 0 | 0,00% |
| DIE VIOLETTEN | 0 | 0,00% | -/- | -/- | 0 | 0,00% |
| LIEBE | 0 | 0,00% | -/- | -/- | 0 | 0,00% |
| DIE FRAUEN | 0 | 0,00% | -/- | -/- | 0 | 0,00% |
| Graue Panther | 0 | 0,00% | -/- | -/- | 0 | 0,00% |
| LKR | 0 | 0,00% | -/- | -/- | 0 | 0,00% |
| MENSCHLICHE WELT | 2 | 0,84% | -/- | -/- | +2 | +0,84% |
| NL | 0 | 0,00% | -/- | -/- | 0 | 0,00% |

| Partei | EW 2019 Stimmen | EW 2019 Prozent | EW 2014 Stimmen | EW 2014 Prozent | Differenz Stimmen | Differenz In Prozent |
|---------------------------------|--------------------|--------------------|--------------------|--------------------|----------------------|-------------------------|
| ÖkoLinX | 0 | 0,00% | -/- | -/- | 0 | 0,00% |
| Die Humanisten | 0 | 0,00% | -/- | -/- | 0 | 0,00% |
| PARTEI FÜR DIE TIERE | 1 | 0,42% | -/- | -/- | +1 | +0,42% |
| Gesundheitsforschung | 0 | 0,00% | -/- | -/- | 0 | 0,00% |
| Volt | 3 | 1,27% | -/- | -/- | +3 | +1,27% |
| AUF | -/- | -/- | 0 | 0,00% | 0 | 0,00% |
| BüSo | -/- | -/- | 0 | 0,00% | 0 | 0,00% |
| CM | -/- | -/- | 0 | 0,00% | 0 | 0,00% |
| REP | -/- | -/- | 1 | 0,39% | -1 | -0,39% |
| PBC | -/- | -/- | 0 | 0,00% | 0 | 0,00% |
| PRO NRW | -/- | -/- | 1 | 0,39% | -1 | -0,39% |

23.8 Josefschule

| | EW 2019 | EW 2014 | Differenz |
|-----------------------------------|---------------|---------------|----------------|
| Wahlbeteiligung | 41,12% | 29,13% | +11,99% |
| Wahlberechtigte insgesamt | 821 | 865 | -44 |
| Wahlberechtigte ohne Sperrvermerk | 749 | 793 | -44 |
| Wahlberechtigte mit Sperrvermerk | 72 | 72 | 0 |
| Wahlberechtigte § 24 Abs. 2 EuWO | 0 | 0 | 0 |
| Wähler insgesamt | 308 | 231 | +77 |
| Wähler mit Wahlschein | 1 | 1 | 0 |
| Ungültige Stimmen | 4 | 4 | 0 |
| Gültige Stimmen | 304 | 227 | +77 |

| | CDU | SPD | GRÜNE | AfD | LINKE | FDP | PARTEI | Sonstige |
|-------------------|--------|--------|--------|-------|--------|-------|--------|----------|
| In Prozent | 14,80% | 17,76% | 26,32% | 8,55% | 10,86% | 2,30% | 6,58% | 12,83% |
| Stimmen | 45 | 54 | 80 | 26 | 33 | 7 | 20 | 39 |
| Partei | CDU | SPD | GRÜNE | AfD | LINKE | FDP | PARTEI | Sonstige |

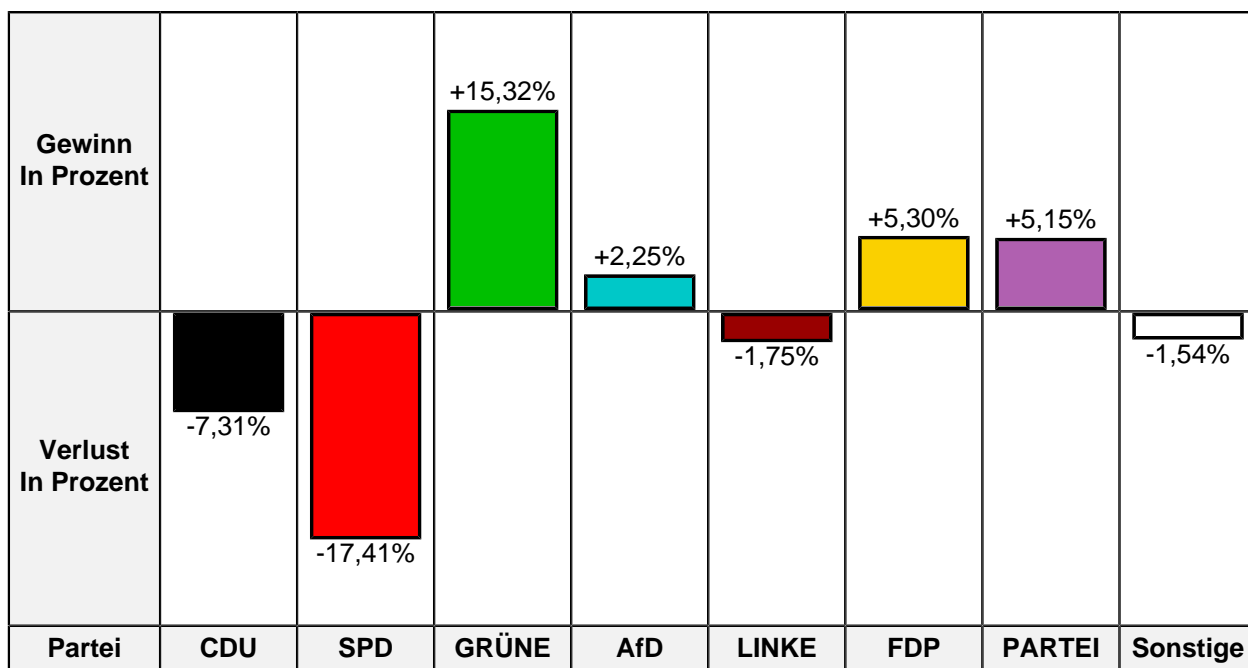
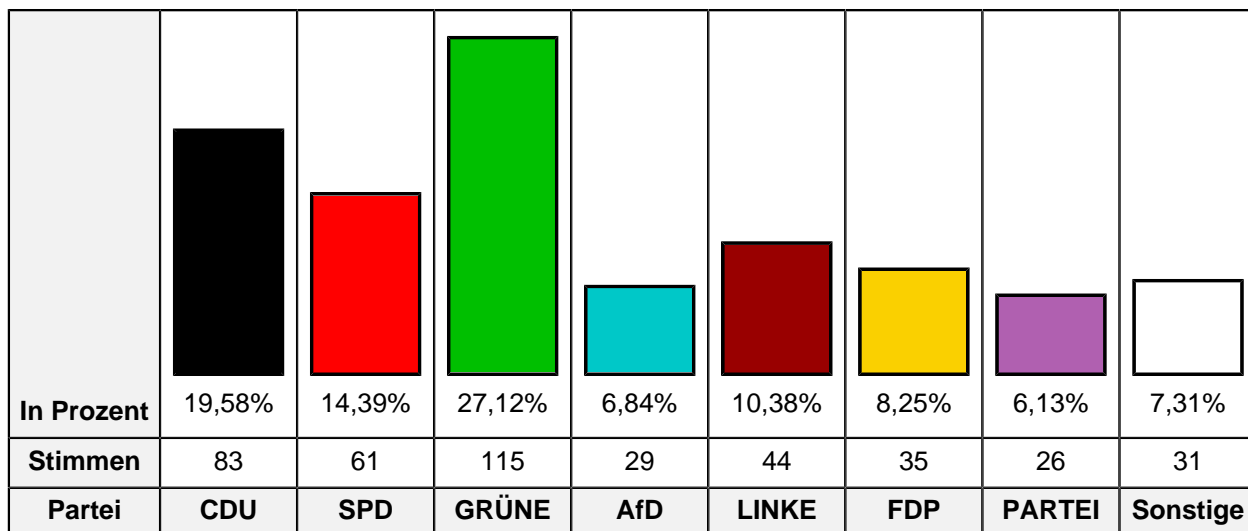
| | CDU | SPD | GRÜNE | AfD | LINKE | FDP | PARTEI | Sonstige |
|---------------------------|--------|---------|---------|--------|--------|--------|--------|----------|
| Gewinn In Prozent | | | +12,66% | +5,03% | | | +3,06% | +4,02% |
| Verlust In Prozent | -4,58% | -14,40% | | | -4,12% | -1,66% | | |
| Partei | CDU | SPD | GRÜNE | AfD | LINKE | FDP | PARTEI | Sonstige |

| Partei | EW 2019 Stimmen | EW 2019 Prozent | EW 2014 Stimmen | EW 2014 Prozent | Differenz Stimmen | Differenz In Prozent |
|---------------------|--------------------|--------------------|--------------------|--------------------|----------------------|-------------------------|
| CDU | 45 | 14,80% | 44 | 19,38% | +1 | -4,58% |
| SPD | 54 | 17,76% | 73 | 32,16% | -19 | -14,40% |
| GRÜNE | 80 | 26,32% | 31 | 13,66% | +49 | +12,66% |
| AfD | 26 | 8,55% | 8 | 3,52% | +18 | +5,03% |
| DIE LINKE | 33 | 10,86% | 34 | 14,98% | -1 | -4,12% |
| FDP | 7 | 2,30% | 9 | 3,96% | -2 | -1,66% |
| PIRATEN | 6 | 1,97% | 5 | 2,20% | +1 | -0,23% |
| Tierschutzpartei | 9 | 2,96% | 3 | 1,32% | +6 | +1,64% |
| NPD | 1 | 0,33% | 3 | 1,32% | -2 | -0,99% |
| Die PARTEI | 20 | 6,58% | 8 | 3,52% | +12 | +3,06% |
| FAMILIE | 1 | 0,33% | 1 | 0,44% | 0 | -0,11% |
| FREIE WÄHLER | 1 | 0,33% | 0 | 0,00% | +1 | +0,33% |
| Volksabstimmung | 1 | 0,33% | 2 | 0,88% | -1 | -0,55% |
| ÖDP | 0 | 0,00% | 3 | 1,32% | -3 | -1,32% |
| DKP | 2 | 0,66% | 0 | 0,00% | +2 | +0,66% |
| MLPD | 0 | 0,00% | 0 | 0,00% | 0 | 0,00% |
| BP | 0 | 0,00% | 0 | 0,00% | 0 | 0,00% |
| SGP | 0 | 0,00% | 0 | 0,00% | 0 | 0,00% |
| TIERSCHUTZ hier! | 0 | 0,00% | -/- | -/- | 0 | 0,00% |
| Tierschutzallianz | 3 | 0,99% | -/- | -/- | +3 | +0,99% |
| Bündnis C | 0 | 0,00% | -/- | -/- | 0 | 0,00% |
| BIG | 3 | 0,99% | -/- | -/- | +3 | +0,99% |
| BGE | 0 | 0,00% | -/- | -/- | 0 | 0,00% |
| DIE DIREKTE! | 0 | 0,00% | -/- | -/- | 0 | 0,00% |
| DiEM25 | 2 | 0,66% | -/- | -/- | +2 | +0,66% |
| III. Weg | 0 | 0,00% | -/- | -/- | 0 | 0,00% |
| Die Grauen | 0 | 0,00% | -/- | -/- | 0 | 0,00% |
| DIE RECHTE | 1 | 0,33% | -/- | -/- | +1 | +0,33% |
| DIE VIOLETTEN | 0 | 0,00% | -/- | -/- | 0 | 0,00% |
| LIEBE | 1 | 0,33% | -/- | -/- | +1 | +0,33% |
| DIE FRAUEN | 1 | 0,33% | -/- | -/- | +1 | +0,33% |
| Graue Panther | 0 | 0,00% | -/- | -/- | 0 | 0,00% |
| LKR | 0 | 0,00% | -/- | -/- | 0 | 0,00% |
| MENSCHLICHE WELT | 0 | 0,00% | -/- | -/- | 0 | 0,00% |
| NL | 0 | 0,00% | -/- | -/- | 0 | 0,00% |

| Partei | EW 2019 Stimmen | EW 2019 Prozent | EW 2014 Stimmen | EW 2014 Prozent | Differenz Stimmen | Differenz In Prozent |
|---------------------------------|--------------------|--------------------|--------------------|--------------------|----------------------|-------------------------|
| ÖkoLinX | 0 | 0,00% | -/- | -/- | 0 | 0,00% |
| Die Humanisten | 0 | 0,00% | -/- | -/- | 0 | 0,00% |
| PARTEI FÜR DIE TIERE | 0 | 0,00% | -/- | -/- | 0 | 0,00% |
| Gesundheitsforschung | 0 | 0,00% | -/- | -/- | 0 | 0,00% |
| Volt | 7 | 2,30% | -/- | -/- | +7 | +2,30% |
| AUF | -/- | -/- | 0 | 0,00% | 0 | 0,00% |
| BüSo | -/- | -/- | 0 | 0,00% | 0 | 0,00% |
| CM | -/- | -/- | 1 | 0,44% | -1 | -0,44% |
| REP | -/- | -/- | 1 | 0,44% | -1 | -0,44% |
| PBC | -/- | -/- | 0 | 0,00% | 0 | 0,00% |
| PRO NRW | -/- | -/- | 1 | 0,44% | -1 | -0,44% |

23.9 Briefwahlbezirk 23

| | EW 2019 | EW 2014 | Differenz |
|-----------------------|---------|---------|-----------|
| Wähler mit Wahlschein | 431 | 308 | +123 |
| Ungültige Stimmen | 7 | 3 | +4 |
| Gültige Stimmen | 424 | 305 | +119 |



| Partei | EW 2019 Stimmen | EW 2019 Prozent | EW 2014 Stimmen | EW 2014 Prozent | Differenz Stimmen | Differenz In Prozent |
|---------------------|--------------------|--------------------|--------------------|--------------------|----------------------|-------------------------|
| CDU | 83 | 19,58% | 82 | 26,89% | +1 | -7,31% |
| SPD | 61 | 14,39% | 97 | 31,80% | -36 | -17,41% |
| GRÜNE | 115 | 27,12% | 36 | 11,80% | +79 | +15,32% |
| AfD | 29 | 6,84% | 14 | 4,59% | +15 | +2,25% |
| DIE LINKE | 44 | 10,38% | 37 | 12,13% | +7 | -1,75% |
| FDP | 35 | 8,25% | 9 | 2,95% | +26 | +5,30% |
| PIRATEN | 7 | 1,65% | 10 | 3,28% | -3 | -1,63% |
| Tierschutzpartei | 4 | 0,94% | 8 | 2,62% | -4 | -1,68% |
| NPD | 1 | 0,24% | 3 | 0,98% | -2 | -0,74% |
| Die PARTEI | 26 | 6,13% | 3 | 0,98% | +23 | +5,15% |
| FAMILIE | 2 | 0,47% | 1 | 0,33% | +1 | +0,14% |
| FREIE WÄHLER | 1 | 0,24% | 0 | 0,00% | +1 | +0,24% |
| Volksabstimmung | 0 | 0,00% | 1 | 0,33% | -1 | -0,33% |
| ÖDP | 2 | 0,47% | 0 | 0,00% | +2 | +0,47% |
| DKP | 1 | 0,24% | 3 | 0,98% | -2 | -0,74% |
| MLPD | 0 | 0,00% | 0 | 0,00% | 0 | 0,00% |
| BP | 1 | 0,24% | 0 | 0,00% | +1 | +0,24% |
| SGP | 0 | 0,00% | 0 | 0,00% | 0 | 0,00% |
| TIERSCHUTZ hier! | 2 | 0,47% | -/- | -/- | +2 | +0,47% |
| Tierschutzallianz | 0 | 0,00% | -/- | -/- | 0 | 0,00% |
| Bündnis C | 0 | 0,00% | -/- | -/- | 0 | 0,00% |
| BIG | 2 | 0,47% | -/- | -/- | +2 | +0,47% |
| BGE | 1 | 0,24% | -/- | -/- | +1 | +0,24% |
| DIE DIREKTE! | 1 | 0,24% | -/- | -/- | +1 | +0,24% |
| DiEM25 | 2 | 0,47% | -/- | -/- | +2 | +0,47% |
| III. Weg | 0 | 0,00% | -/- | -/- | 0 | 0,00% |
| Die Grauen | 0 | 0,00% | -/- | -/- | 0 | 0,00% |
| DIE RECHTE | 0 | 0,00% | -/- | -/- | 0 | 0,00% |
| DIE VIOLETTEN | 0 | 0,00% | -/- | -/- | 0 | 0,00% |
| LIEBE | 0 | 0,00% | -/- | -/- | 0 | 0,00% |
| DIE FRAUEN | 0 | 0,00% | -/- | -/- | 0 | 0,00% |
| Graue Panther | 0 | 0,00% | -/- | -/- | 0 | 0,00% |
| LKR | 1 | 0,24% | -/- | -/- | +1 | +0,24% |
| MENSCHLICHE WELT | 0 | 0,00% | -/- | -/- | 0 | 0,00% |
| NL | 0 | 0,00% | -/- | -/- | 0 | 0,00% |

| Partei | EW 2019 Stimmen | EW 2019 Prozent | EW 2014 Stimmen | EW 2014 Prozent | Differenz Stimmen | Differenz In Prozent |
|---------------------------------|--------------------|--------------------|--------------------|--------------------|----------------------|-------------------------|
| ÖkoLinX | 2 | 0,47% | -/- | -/- | +2 | +0,47% |
| Die Humanisten | 0 | 0,00% | -/- | -/- | 0 | 0,00% |
| PARTEI FÜR DIE TIERE | 0 | 0,00% | -/- | -/- | 0 | 0,00% |
| Gesundheitsforschung | 0 | 0,00% | -/- | -/- | 0 | 0,00% |
| Volt | 1 | 0,24% | -/- | -/- | +1 | +0,24% |
| AUF | -/- | -/- | 0 | 0,00% | 0 | 0,00% |
| BüSo | -/- | -/- | 0 | 0,00% | 0 | 0,00% |
| CM | -/- | -/- | 0 | 0,00% | 0 | 0,00% |
| REP | -/- | -/- | 0 | 0,00% | 0 | 0,00% |
| PBC | -/- | -/- | 0 | 0,00% | 0 | 0,00% |
| PRO NRW | -/- | -/- | 1 | 0,33% | -1 | -0,33% |

24.1 Mosaikschule

| | EW 2019 | EW 2014 | Differenz |
|-----------------------------------|---------------|---------------|---------------|
| Wahlbeteiligung | 40,10% | 35,60% | +4,50% |
| Wahlberechtigte insgesamt | 891 | 936 | -45 |
| Wahlberechtigte ohne Sperrvermerk | 808 | 840 | -32 |
| Wahlberechtigte mit Sperrvermerk | 83 | 96 | -13 |
| Wahlberechtigte § 24 Abs. 2 EuWO | 0 | 0 | 0 |
| Wähler insgesamt | 324 | 299 | +25 |
| Wähler mit Wahlschein | 1 | 0 | +1 |
| Ungültige Stimmen | 7 | 1 | +6 |
| Gültige Stimmen | 317 | 298 | +19 |

| | CDU | SPD | GRÜNE | AfD | LINKE | FDP | PIRAT | Sonstige |
|-------------------|--------|--------|--------|-------|--------|-------|-------|----------|
| In Prozent | 20,19% | 20,50% | 25,87% | 5,05% | 10,09% | 5,05% | 3,15% | 10,09% |
| Stimmen | 64 | 65 | 82 | 16 | 32 | 16 | 10 | 32 |
| Partei | CDU | SPD | GRÜNE | AfD | LINKE | FDP | PIRAT | Sonstige |

| | CDU | SPD | GRÜNE | AfD | LINKE | FDP | PIRAT | Sonstige |
|---------------------------|--------|---------|---------|--------|--------|--------|--------|----------|
| Gewinn In Prozent | | | +15,47% | +1,69% | +0,02% | +2,37% | +0,80% | +3,04% |
| Verlust In Prozent | -7,66% | -15,74% | | | | | | |
| Partei | CDU | SPD | GRÜNE | AfD | LINKE | FDP | PIRAT | Sonstige |

| Partei | EW 2019 Stimmen | EW 2019 Prozent | EW 2014 Stimmen | EW 2014 Prozent | Differenz Stimmen | Differenz In Prozent |
|---------------------|--------------------|--------------------|--------------------|--------------------|----------------------|-------------------------|
| CDU | 64 | 20,19% | 83 | 27,85% | -19 | -7,66% |
| SPD | 65 | 20,50% | 108 | 36,24% | -43 | -15,74% |
| GRÜNE | 82 | 25,87% | 31 | 10,40% | +51 | +15,47% |
| AfD | 16 | 5,05% | 10 | 3,36% | +6 | +1,69% |
| DIE LINKE | 32 | 10,09% | 30 | 10,07% | +2 | +0,02% |
| FDP | 16 | 5,05% | 8 | 2,68% | +8 | +2,37% |
| PIRATEN | 10 | 3,15% | 7 | 2,35% | +3 | +0,80% |
| Tierschutzpartei | 3 | 0,95% | 6 | 2,01% | -3 | -1,06% |
| NPD | 1 | 0,32% | 3 | 1,01% | -2 | -0,69% |
| Die PARTEI | 9 | 2,84% | 2 | 0,67% | +7 | +2,17% |
| FAMILIE | 2 | 0,63% | 1 | 0,34% | +1 | +0,29% |
| FREIE WÄHLER | 0 | 0,00% | 0 | 0,00% | 0 | 0,00% |
| Volksabstimmung | 1 | 0,32% | 1 | 0,34% | 0 | -0,02% |
| ÖDP | 1 | 0,32% | 1 | 0,34% | 0 | -0,02% |
| DKP | 0 | 0,00% | 0 | 0,00% | 0 | 0,00% |
| MLPD | 0 | 0,00% | 1 | 0,34% | -1 | -0,34% |
| BP | 1 | 0,32% | 0 | 0,00% | +1 | +0,32% |
| SGP | 0 | 0,00% | 1 | 0,34% | -1 | -0,34% |
| TIERSCHUTZ hier! | 2 | 0,63% | -/- | -/- | +2 | +0,63% |
| Tierschutzallianz | 0 | 0,00% | -/- | -/- | 0 | 0,00% |
| Bündnis C | 0 | 0,00% | -/- | -/- | 0 | 0,00% |
| BIG | 0 | 0,00% | -/- | -/- | 0 | 0,00% |
| BGE | 1 | 0,32% | -/- | -/- | +1 | +0,32% |
| DIE DIREKTE! | 0 | 0,00% | -/- | -/- | 0 | 0,00% |
| DiEM25 | 3 | 0,95% | -/- | -/- | +3 | +0,95% |
| III. Weg | 1 | 0,32% | -/- | -/- | +1 | +0,32% |
| Die Grauen | 0 | 0,00% | -/- | -/- | 0 | 0,00% |
| DIE RECHTE | 1 | 0,32% | -/- | -/- | +1 | +0,32% |
| DIE VIOLETTEN | 0 | 0,00% | -/- | -/- | 0 | 0,00% |
| LIEBE | 0 | 0,00% | -/- | -/- | 0 | 0,00% |
| DIE FRAUEN | 1 | 0,32% | -/- | -/- | +1 | +0,32% |
| Graue Panther | 1 | 0,32% | -/- | -/- | +1 | +0,32% |
| LKR | 0 | 0,00% | -/- | -/- | 0 | 0,00% |
| MENSCHLICHE WELT | 0 | 0,00% | -/- | -/- | 0 | 0,00% |
| NL | 0 | 0,00% | -/- | -/- | 0 | 0,00% |

| Partei | EW 2019 Stimmen | EW 2019 Prozent | EW 2014 Stimmen | EW 2014 Prozent | Differenz Stimmen | Differenz In Prozent |
|---------------------------------|--------------------|--------------------|--------------------|--------------------|----------------------|-------------------------|
| ÖkoLinX | 1 | 0,32% | -/- | -/- | +1 | +0,32% |
| Die Humanisten | 0 | 0,00% | -/- | -/- | 0 | 0,00% |
| PARTEI FÜR DIE TIERE | 0 | 0,00% | -/- | -/- | 0 | 0,00% |
| Gesundheitsforschung | 0 | 0,00% | -/- | -/- | 0 | 0,00% |
| Volt | 3 | 0,95% | -/- | -/- | +3 | +0,95% |
| AUF | -/- | -/- | 0 | 0,00% | 0 | 0,00% |
| BüSo | -/- | -/- | 0 | 0,00% | 0 | 0,00% |
| CM | -/- | -/- | 1 | 0,34% | -1 | -0,34% |
| REP | -/- | -/- | 3 | 1,01% | -3 | -1,01% |
| PBC | -/- | -/- | 0 | 0,00% | 0 | 0,00% |
| PRO NRW | -/- | -/- | 1 | 0,34% | -1 | -0,34% |

24.2 Mosaikschule

| | EW 2019 | EW 2014 | Differenz |
|-----------------------------------|---------------|---------------|---------------|
| Wahlbeteiligung | 36,24% | 26,84% | +9,40% |
| Wahlberechtigte insgesamt | 860 | 892 | -32 |
| Wahlberechtigte ohne Sperrvermerk | 792 | 831 | -39 |
| Wahlberechtigte mit Sperrvermerk | 68 | 61 | +7 |
| Wahlberechtigte § 24 Abs. 2 EuWO | 0 | 0 | 0 |
| Wähler insgesamt | 287 | 223 | +64 |
| Wähler mit Wahlschein | 0 | 0 | 0 |
| Ungültige Stimmen | 1 | 3 | -2 |
| Gültige Stimmen | 286 | 220 | +66 |

| | | | | | | | | |
|-------------------|------------|------------|--------------|------------|--------------|------------|---------------|-----------------|
| In Prozent | 18,18% | 19,58% | 18,18% | 10,84% | 7,34% | 9,09% | 4,90% | 11,89% |
| Stimmen | 52 | 56 | 52 | 31 | 21 | 26 | 14 | 34 |
| Partei | CDU | SPD | GRÜNE | AfD | LINKE | FDP | PARTEI | Sonstige |

| | | | | | | | | |
|---------------------------|------------|------------|--------------|------------|--------------|------------|---------------|-----------------|
| Gewinn In Prozent | | | +13,18% | +7,20% | +1,43% | +5,91% | +4,90% | +0,98% |
| Verlust In Prozent | -11,82% | -21,78% | | | | | | |
| Partei | CDU | SPD | GRÜNE | AfD | LINKE | FDP | PARTEI | Sonstige |

| Partei | EW 2019 Stimmen | EW 2019 Prozent | EW 2014 Stimmen | EW 2014 Prozent | Differenz Stimmen | Differenz In Prozent |
|---------------------|--------------------|--------------------|--------------------|--------------------|----------------------|-------------------------|
| CDU | 52 | 18,18% | 66 | 30,00% | -14 | -11,82% |
| SPD | 56 | 19,58% | 91 | 41,36% | -35 | -21,78% |
| GRÜNE | 52 | 18,18% | 11 | 5,00% | +41 | +13,18% |
| AfD | 31 | 10,84% | 8 | 3,64% | +23 | +7,20% |
| DIE LINKE | 21 | 7,34% | 13 | 5,91% | +8 | +1,43% |
| FDP | 26 | 9,09% | 7 | 3,18% | +19 | +5,91% |
| PIRATEN | 5 | 1,75% | 5 | 2,27% | 0 | -0,52% |
| Tierschutzpartei | 5 | 1,75% | 3 | 1,36% | +2 | +0,39% |
| NPD | 0 | 0,00% | 2 | 0,91% | -2 | -0,91% |
| Die PARTEI | 14 | 4,90% | 0 | 0,00% | +14 | +4,90% |
| FAMILIE | 1 | 0,35% | 3 | 1,36% | -2 | -1,01% |
| FREIE WÄHLER | 1 | 0,35% | 1 | 0,45% | 0 | -0,10% |
| Volksabstimmung | 0 | 0,00% | 1 | 0,45% | -1 | -0,45% |
| ÖDP | 1 | 0,35% | 0 | 0,00% | +1 | +0,35% |
| DKP | 0 | 0,00% | 0 | 0,00% | 0 | 0,00% |
| MLPD | 1 | 0,35% | 1 | 0,45% | 0 | -0,10% |
| BP | 1 | 0,35% | 0 | 0,00% | +1 | +0,35% |
| SGP | 0 | 0,00% | 0 | 0,00% | 0 | 0,00% |
| TIERSCHUTZ hier! | 0 | 0,00% | -/- | -/- | 0 | 0,00% |
| Tierschutzallianz | 1 | 0,35% | -/- | -/- | +1 | +0,35% |
| Bündnis C | 0 | 0,00% | -/- | -/- | 0 | 0,00% |
| BIG | 1 | 0,35% | -/- | -/- | +1 | +0,35% |
| BGE | 0 | 0,00% | -/- | -/- | 0 | 0,00% |
| DIE DIREKTE! | 0 | 0,00% | -/- | -/- | 0 | 0,00% |
| DiEM25 | 2 | 0,70% | -/- | -/- | +2 | +0,70% |
| III. Weg | 0 | 0,00% | -/- | -/- | 0 | 0,00% |
| Die Grauen | 1 | 0,35% | -/- | -/- | +1 | +0,35% |
| DIE RECHTE | 0 | 0,00% | -/- | -/- | 0 | 0,00% |
| DIE VIOLETTEN | 2 | 0,70% | -/- | -/- | +2 | +0,70% |
| LIEBE | 0 | 0,00% | -/- | -/- | 0 | 0,00% |
| DIE FRAUEN | 0 | 0,00% | -/- | -/- | 0 | 0,00% |
| Graue Panther | 1 | 0,35% | -/- | -/- | +1 | +0,35% |
| LKR | 0 | 0,00% | -/- | -/- | 0 | 0,00% |
| MENSCHLICHE WELT | 0 | 0,00% | -/- | -/- | 0 | 0,00% |
| NL | 0 | 0,00% | -/- | -/- | 0 | 0,00% |

| Partei | EW 2019 Stimmen | EW 2019 Prozent | EW 2014 Stimmen | EW 2014 Prozent | Differenz Stimmen | Differenz In Prozent |
|---------------------------------|--------------------|--------------------|--------------------|--------------------|----------------------|-------------------------|
| ÖkoLinX | 0 | 0,00% | -/- | -/- | 0 | 0,00% |
| Die Humanisten | 3 | 1,05% | -/- | -/- | +3 | +1,05% |
| PARTEI FÜR DIE TIERE | 2 | 0,70% | -/- | -/- | +2 | +0,70% |
| Gesundheitsforschung | 1 | 0,35% | -/- | -/- | +1 | +0,35% |
| Volt | 5 | 1,75% | -/- | -/- | +5 | +1,75% |
| AUF | -/- | -/- | 0 | 0,00% | 0 | 0,00% |
| BüSo | -/- | -/- | 2 | 0,91% | -2 | -0,91% |
| CM | -/- | -/- | 1 | 0,45% | -1 | -0,45% |
| REP | -/- | -/- | 1 | 0,45% | -1 | -0,45% |
| PBC | -/- | -/- | 0 | 0,00% | 0 | 0,00% |
| PRO NRW | -/- | -/- | 4 | 1,82% | -4 | -1,82% |

24.3 Bismarckschule

| | EW 2019 | EW 2014 | Differenz |
|-----------------------------------|---------------|---------------|---------------|
| Wahlbeteiligung | 52,22% | 44,01% | +8,21% |
| Wahlberechtigte insgesamt | 871 | 911 | -40 |
| Wahlberechtigte ohne Sperrvermerk | 722 | 759 | -37 |
| Wahlberechtigte mit Sperrvermerk | 149 | 152 | -3 |
| Wahlberechtigte § 24 Abs. 2 EuWO | 0 | 0 | 0 |
| Wähler insgesamt | 377 | 334 | +43 |
| Wähler mit Wahlschein | 0 | 1 | -1 |
| Ungültige Stimmen | 3 | 4 | -1 |
| Gültige Stimmen | 374 | 330 | +44 |

| | CDU | SPD | GRÜNE | AfD | LINKE | FDP | PARTEI | Sonstige |
|-------------------|------------|------------|--------------|------------|--------------|------------|---------------|-----------------|
| In Prozent | 29,14% | 12,30% | 28,07% | 7,49% | 3,74% | 8,29% | 2,94% | 8,02% |
| Stimmen | 109 | 46 | 105 | 28 | 14 | 31 | 11 | 30 |
| Partei | CDU | SPD | GRÜNE | AfD | LINKE | FDP | PARTEI | Sonstige |

| | CDU | SPD | GRÜNE | AfD | LINKE | FDP | PARTEI | Sonstige |
|---------------------------|------------|------------|--------------|------------|--------------|------------|---------------|-----------------|
| Gewinn In Prozent | | | +14,74% | +2,64% | | +3,14% | +2,33% | +2,26% |
| Verlust In Prozent | -7,22% | -16,18% | | | -1,71% | | | |
| Partei | CDU | SPD | GRÜNE | AfD | LINKE | FDP | PARTEI | Sonstige |

| Partei | EW 2019 Stimmen | EW 2019 Prozent | EW 2014 Stimmen | EW 2014 Prozent | Differenz Stimmen | Differenz In Prozent |
|--------------------------|--------------------|--------------------|--------------------|--------------------|----------------------|-------------------------|
| CDU | 109 | 29,14% | 120 | 36,36% | -11 | -7,22% |
| SPD | 46 | 12,30% | 94 | 28,48% | -48 | -16,18% |
| GRÜNE | 105 | 28,07% | 44 | 13,33% | +61 | +14,74% |
| AfD | 28 | 7,49% | 16 | 4,85% | +12 | +2,64% |
| DIE LINKE | 14 | 3,74% | 18 | 5,45% | -4 | -1,71% |
| FDP | 31 | 8,29% | 17 | 5,15% | +14 | +3,14% |
| PIRATEN | 3 | 0,80% | 7 | 2,12% | -4 | -1,32% |
| Tierschutzpartei | 5 | 1,34% | 7 | 2,12% | -2 | -0,78% |
| NPD | 0 | 0,00% | 1 | 0,30% | -1 | -0,30% |
| Die PARTEI | 11 | 2,94% | 2 | 0,61% | +9 | +2,33% |
| FAMILIE | 4 | 1,07% | 1 | 0,30% | +3 | +0,77% |
| FREIE WÄHLER | 0 | 0,00% | 1 | 0,30% | -1 | -0,30% |
| Volksabstimmung | 0 | 0,00% | 0 | 0,00% | 0 | 0,00% |
| ÖDP | 2 | 0,53% | 0 | 0,00% | +2 | +0,53% |
| DKP | 0 | 0,00% | 1 | 0,30% | -1 | -0,30% |
| MLPD | 1 | 0,27% | 0 | 0,00% | +1 | +0,27% |
| BP | 0 | 0,00% | 0 | 0,00% | 0 | 0,00% |
| SGP | 0 | 0,00% | 0 | 0,00% | 0 | 0,00% |
| TIERSCHUTZ hier! | 0 | 0,00% | -/- | -/- | 0 | 0,00% |
| Tierschutzallianz | 1 | 0,27% | -/- | -/- | +1 | +0,27% |
| Bündnis C | 1 | 0,27% | -/- | -/- | +1 | +0,27% |
| BIG | 0 | 0,00% | -/- | -/- | 0 | 0,00% |
| BGE | 2 | 0,53% | -/- | -/- | +2 | +0,53% |
| DIE DIREKTE! | 0 | 0,00% | -/- | -/- | 0 | 0,00% |
| DiEM25 | 2 | 0,53% | -/- | -/- | +2 | +0,53% |
| III. Weg | 0 | 0,00% | -/- | -/- | 0 | 0,00% |
| Die Grauen | 0 | 0,00% | -/- | -/- | 0 | 0,00% |
| DIE RECHTE | 0 | 0,00% | -/- | -/- | 0 | 0,00% |
| DIE VIOLETTEN | 2 | 0,53% | -/- | -/- | +2 | +0,53% |
| LIEBE | 1 | 0,27% | -/- | -/- | +1 | +0,27% |
| DIE FRAUEN | 1 | 0,27% | -/- | -/- | +1 | +0,27% |
| Graue Panther | 1 | 0,27% | -/- | -/- | +1 | +0,27% |
| LKR | 0 | 0,00% | -/- | -/- | 0 | 0,00% |
| MENSCHLICHE WELT | 0 | 0,00% | -/- | -/- | 0 | 0,00% |
| NL | 1 | 0,27% | -/- | -/- | +1 | +0,27% |

| Partei | EW 2019 Stimmen | EW 2019 Prozent | EW 2014 Stimmen | EW 2014 Prozent | Differenz Stimmen | Differenz In Prozent |
|---------------------------------|--------------------|--------------------|--------------------|--------------------|----------------------|-------------------------|
| ÖkoLinX | 0 | 0,00% | -/- | -/- | 0 | 0,00% |
| Die Humanisten | 0 | 0,00% | -/- | -/- | 0 | 0,00% |
| PARTEI FÜR DIE TIERE | 2 | 0,53% | -/- | -/- | +2 | +0,53% |
| Gesundheitsforschung | 0 | 0,00% | -/- | -/- | 0 | 0,00% |
| Volt | 1 | 0,27% | -/- | -/- | +1 | +0,27% |
| AUF | -/- | -/- | 0 | 0,00% | 0 | 0,00% |
| BüSo | -/- | -/- | 0 | 0,00% | 0 | 0,00% |
| CM | -/- | -/- | 0 | 0,00% | 0 | 0,00% |
| REP | -/- | -/- | 1 | 0,30% | -1 | -0,30% |
| PBC | -/- | -/- | 0 | 0,00% | 0 | 0,00% |
| PRO NRW | -/- | -/- | 0 | 0,00% | 0 | 0,00% |

24.4 Pfarrheim St. Barbara Kirche

| | EW 2019 | EW 2014 | Differenz |
|-----------------------------------|---------------|---------------|---------------|
| Wahlbeteiligung | 58,41% | 48,94% | +9,47% |
| Wahlberechtigte insgesamt | 1.282 | 1.224 | +58 |
| Wahlberechtigte ohne Sperrvermerk | 1.058 | 1.089 | -31 |
| Wahlberechtigte mit Sperrvermerk | 224 | 135 | +89 |
| Wahlberechtigte § 24 Abs. 2 EuWO | 0 | 0 | 0 |
| Wähler insgesamt | 618 | 533 | +85 |
| Wähler mit Wahlschein | 4 | 0 | +4 |
| Ungültige Stimmen | 4 | 9 | -5 |
| Gültige Stimmen | 614 | 524 | +90 |

| | CDU | SPD | GRÜNE | AfD | LINKE | FDP | PARTEI | Sonstige |
|-------------------|--------|--------|--------|-------|-------|-------|--------|----------|
| In Prozent | 26,38% | 15,80% | 28,83% | 4,89% | 6,84% | 6,68% | 2,93% | 7,65% |
| Stimmen | 162 | 97 | 177 | 30 | 42 | 41 | 18 | 47 |
| Partei | CDU | SPD | GRÜNE | AfD | LINKE | FDP | PARTEI | Sonstige |

| | CDU | SPD | GRÜNE | AfD | LINKE | FDP | PARTEI | Sonstige |
|---------------------------|--------|---------|---------|--------|--------|--------|--------|----------|
| Gewinn In Prozent | | | +11,65% | +1,26% | +1,11% | +1,91% | +1,21% | +1,54% |
| Verlust In Prozent | -2,82% | -15,88% | | | | | | |
| Partei | CDU | SPD | GRÜNE | AfD | LINKE | FDP | PARTEI | Sonstige |

| Partei | EW 2019 Stimmen | EW 2019 Prozent | EW 2014 Stimmen | EW 2014 Prozent | Differenz Stimmen | Differenz In Prozent |
|---------------------|--------------------|--------------------|--------------------|--------------------|----------------------|-------------------------|
| CDU | 162 | 26,38% | 153 | 29,20% | +9 | -2,82% |
| SPD | 97 | 15,80% | 166 | 31,68% | -69 | -15,88% |
| GRÜNE | 177 | 28,83% | 90 | 17,18% | +87 | +11,65% |
| AfD | 30 | 4,89% | 19 | 3,63% | +11 | +1,26% |
| DIE LINKE | 42 | 6,84% | 30 | 5,73% | +12 | +1,11% |
| FDP | 41 | 6,68% | 25 | 4,77% | +16 | +1,91% |
| PIRATEN | 3 | 0,49% | 8 | 1,53% | -5 | -1,04% |
| Tierschutzpartei | 10 | 1,63% | 11 | 2,10% | -1 | -0,47% |
| NPD | 1 | 0,16% | 1 | 0,19% | 0 | -0,03% |
| Die PARTEI | 18 | 2,93% | 9 | 1,72% | +9 | +1,21% |
| FAMILIE | 5 | 0,81% | 2 | 0,38% | +3 | +0,43% |
| FREIE WÄHLER | 1 | 0,16% | 3 | 0,57% | -2 | -0,41% |
| Volksabstimmung | 1 | 0,16% | 0 | 0,00% | +1 | +0,16% |
| ÖDP | 4 | 0,65% | 0 | 0,00% | +4 | +0,65% |
| DKP | 1 | 0,16% | 2 | 0,38% | -1 | -0,22% |
| MLPD | 0 | 0,00% | 0 | 0,00% | 0 | 0,00% |
| BP | 0 | 0,00% | 0 | 0,00% | 0 | 0,00% |
| SGP | 0 | 0,00% | 0 | 0,00% | 0 | 0,00% |
| TIERSCHUTZ hier! | 1 | 0,16% | -/- | -/- | +1 | +0,16% |
| Tierschutzallianz | 0 | 0,00% | -/- | -/- | 0 | 0,00% |
| Bündnis C | 0 | 0,00% | -/- | -/- | 0 | 0,00% |
| BIG | 0 | 0,00% | -/- | -/- | 0 | 0,00% |
| BGE | 1 | 0,16% | -/- | -/- | +1 | +0,16% |
| DIE DIREKTE! | 0 | 0,00% | -/- | -/- | 0 | 0,00% |
| DiEM25 | 4 | 0,65% | -/- | -/- | +4 | +0,65% |
| III. Weg | 0 | 0,00% | -/- | -/- | 0 | 0,00% |
| Die Grauen | 0 | 0,00% | -/- | -/- | 0 | 0,00% |
| DIE RECHTE | 0 | 0,00% | -/- | -/- | 0 | 0,00% |
| DIE VIOLETTEN | 1 | 0,16% | -/- | -/- | +1 | +0,16% |
| LIEBE | 0 | 0,00% | -/- | -/- | 0 | 0,00% |
| DIE FRAUEN | 0 | 0,00% | -/- | -/- | 0 | 0,00% |
| Graue Panther | 0 | 0,00% | -/- | -/- | 0 | 0,00% |
| LKR | 2 | 0,33% | -/- | -/- | +2 | +0,33% |
| MENSCHLICHE WELT | 0 | 0,00% | -/- | -/- | 0 | 0,00% |
| NL | 0 | 0,00% | -/- | -/- | 0 | 0,00% |

| Partei | EW 2019 Stimmen | EW 2019 Prozent | EW 2014 Stimmen | EW 2014 Prozent | Differenz Stimmen | Differenz In Prozent |
|---------------------------------|--------------------|--------------------|--------------------|--------------------|----------------------|-------------------------|
| ÖkoLinX | 3 | 0,49% | -/- | -/- | +3 | +0,49% |
| Die Humanisten | 5 | 0,81% | -/- | -/- | +5 | +0,81% |
| PARTEI FÜR DIE TIERE | 0 | 0,00% | -/- | -/- | 0 | 0,00% |
| Gesundheitsforschung | 0 | 0,00% | -/- | -/- | 0 | 0,00% |
| Volt | 4 | 0,65% | -/- | -/- | +4 | +0,65% |
| AUF | -/- | -/- | 1 | 0,19% | -1 | -0,19% |
| BüSo | -/- | -/- | 0 | 0,00% | 0 | 0,00% |
| CM | -/- | -/- | 0 | 0,00% | 0 | 0,00% |
| REP | -/- | -/- | 1 | 0,19% | -1 | -0,19% |
| PBC | -/- | -/- | 2 | 0,38% | -2 | -0,38% |
| PRO NRW | -/- | -/- | 1 | 0,19% | -1 | -0,19% |

24.5 Gymnasium am Moltkeplatz

| | EW 2019 | EW 2014 | Differenz |
|-----------------------------------|---------------|---------------|----------------|
| Wahlbeteiligung | 71,34% | 61,07% | +10,27% |
| Wahlberechtigte insgesamt | 821 | 820 | +1 |
| Wahlberechtigte ohne Sperrvermerk | 621 | 619 | +2 |
| Wahlberechtigte mit Sperrvermerk | 200 | 201 | -1 |
| Wahlberechtigte § 24 Abs. 2 EuWO | 0 | 0 | 0 |
| Wähler insgesamt | 443 | 378 | +65 |
| Wähler mit Wahlschein | 0 | 1 | -1 |
| Ungültige Stimmen | 2 | 4 | -2 |
| Gültige Stimmen | 441 | 374 | +67 |

| In Prozent | 25,62% | 11,79% | 34,69% | 4,76% | 3,63% | 13,38% | 1,36% | 4,76% |
|------------|--------|--------|--------|-------|-------|--------|-------|----------|
| Stimmen | 113 | 52 | 153 | 21 | 16 | 59 | 6 | 21 |
| Partei | CDU | SPD | GRÜNE | AfD | LINKE | FDP | Tiers | Sonstige |

| | | | | | | | | |
|--------------------|--------|---------|---------|--------|--------|--------|--------|----------|
| Gewinn In Prozent | | | +18,91% | | | +4,02% | +1,36% | +2,62% |
| Verlust In Prozent | -6,73% | -15,75% | | -2,19% | -2,25% | | | |
| Partei | CDU | SPD | GRÜNE | AfD | LINKE | FDP | Tiers | Sonstige |

| Partei | EW 2019 Stimmen | EW 2019 Prozent | EW 2014 Stimmen | EW 2014 Prozent | Differenz Stimmen | Differenz In Prozent |
|-----------------------------|--------------------|--------------------|--------------------|--------------------|----------------------|-------------------------|
| CDU | 113 | 25,62% | 121 | 32,35% | -8 | -6,73% |
| SPD | 52 | 11,79% | 103 | 27,54% | -51 | -15,75% |
| GRÜNE | 153 | 34,69% | 59 | 15,78% | +94 | +18,91% |
| AfD | 21 | 4,76% | 26 | 6,95% | -5 | -2,19% |
| DIE LINKE | 16 | 3,63% | 22 | 5,88% | -6 | -2,25% |
| FDP | 59 | 13,38% | 35 | 9,36% | +24 | +4,02% |
| PIRATEN | 3 | 0,68% | 2 | 0,53% | +1 | +0,15% |
| Tierschutzpartei | 6 | 1,36% | 0 | 0,00% | +6 | +1,36% |
| NPD | 0 | 0,00% | 1 | 0,27% | -1 | -0,27% |
| Die PARTEI | 2 | 0,45% | 2 | 0,53% | 0 | -0,08% |
| FAMILIE | 0 | 0,00% | 0 | 0,00% | 0 | 0,00% |
| FREIE WÄHLER | 0 | 0,00% | 0 | 0,00% | 0 | 0,00% |
| Volksabstimmung | 0 | 0,00% | 0 | 0,00% | 0 | 0,00% |
| ÖDP | 1 | 0,23% | 0 | 0,00% | +1 | +0,23% |
| DKP | 1 | 0,23% | 0 | 0,00% | +1 | +0,23% |
| MLPD | 1 | 0,23% | 0 | 0,00% | +1 | +0,23% |
| BP | 0 | 0,00% | 1 | 0,27% | -1 | -0,27% |
| SGP | 0 | 0,00% | 0 | 0,00% | 0 | 0,00% |
| TIERSCHUTZ hier! | 0 | 0,00% | -/- | -/- | 0 | 0,00% |
| Tierschutzallianz | 0 | 0,00% | -/- | -/- | 0 | 0,00% |
| Bündnis C | 1 | 0,23% | -/- | -/- | +1 | +0,23% |
| BIG | 0 | 0,00% | -/- | -/- | 0 | 0,00% |
| BGE | 0 | 0,00% | -/- | -/- | 0 | 0,00% |
| DIE DIREKTE! | 0 | 0,00% | -/- | -/- | 0 | 0,00% |
| DiEM25 | 1 | 0,23% | -/- | -/- | +1 | +0,23% |
| III. Weg | 0 | 0,00% | -/- | -/- | 0 | 0,00% |
| Die Grauen | 0 | 0,00% | -/- | -/- | 0 | 0,00% |
| DIE RECHTE | 0 | 0,00% | -/- | -/- | 0 | 0,00% |
| DIE VIOLETTEN | 0 | 0,00% | -/- | -/- | 0 | 0,00% |
| LIEBE | 1 | 0,23% | -/- | -/- | +1 | +0,23% |
| DIE FRAUEN | 1 | 0,23% | -/- | -/- | +1 | +0,23% |
| Graue Panther | 1 | 0,23% | -/- | -/- | +1 | +0,23% |
| LKR | 0 | 0,00% | -/- | -/- | 0 | 0,00% |
| MENSCHLICHE WELT | 0 | 0,00% | -/- | -/- | 0 | 0,00% |
| NL | 1 | 0,23% | -/- | -/- | +1 | +0,23% |

| Partei | EW 2019 Stimmen | EW 2019 Prozent | EW 2014 Stimmen | EW 2014 Prozent | Differenz Stimmen | Differenz In Prozent |
|---------------------------------|--------------------|--------------------|--------------------|--------------------|----------------------|-------------------------|
| ÖkoLinX | 0 | 0,00% | -/- | -/- | 0 | 0,00% |
| Die Humanisten | 0 | 0,00% | -/- | -/- | 0 | 0,00% |
| PARTEI FÜR DIE TIERE | 2 | 0,45% | -/- | -/- | +2 | +0,45% |
| Gesundheitsforschung | 0 | 0,00% | -/- | -/- | 0 | 0,00% |
| Volt | 5 | 1,13% | -/- | -/- | +5 | +1,13% |
| AUF | -/- | -/- | 1 | 0,27% | -1 | -0,27% |
| BüSo | -/- | -/- | 0 | 0,00% | 0 | 0,00% |
| CM | -/- | -/- | 0 | 0,00% | 0 | 0,00% |
| REP | -/- | -/- | 0 | 0,00% | 0 | 0,00% |
| PBC | -/- | -/- | 0 | 0,00% | 0 | 0,00% |
| PRO NRW | -/- | -/- | 1 | 0,27% | -1 | -0,27% |

24.6 Bismarckschule

| | EW 2019 | EW 2014 | Differenz |
|-----------------------------------|---------------|---------------|----------------|
| Wahlbeteiligung | 74,43% | 60,38% | +14,05% |
| Wahlberechtigte insgesamt | 1.104 | 1.138 | -34 |
| Wahlberechtigte ohne Sperrvermerk | 790 | 838 | -48 |
| Wahlberechtigte mit Sperrvermerk | 314 | 300 | +14 |
| Wahlberechtigte § 24 Abs. 2 EuWO | 0 | 0 | 0 |
| Wähler insgesamt | 588 | 506 | +82 |
| Wähler mit Wahlschein | 0 | 3 | -3 |
| Ungültige Stimmen | 2 | 3 | -1 |
| Gültige Stimmen | 586 | 503 | +83 |

| In Prozent | 37,03% | 11,60% | 28,33% | 4,27% | 1,71% | 11,26% | 1,02% | 4,78% |
|------------|--------|--------|--------|-------|-------|--------|--------|----------|
| Stimmen | 217 | 68 | 166 | 25 | 10 | 66 | 6 | 28 |
| Partei | CDU | SPD | GRÜNE | AfD | LINKE | FDP | PARTEI | Sonstige |

| | | | | | | | | |
|--------------------|--------|---------|---------|--------|--------|--------|--------|----------|
| Gewinn In Prozent | | | +17,59% | | | +1,32% | +0,22% | +3,19% |
| Verlust In Prozent | -6,71% | -11,26% | | -3,88% | -0,48% | | | |
| Partei | CDU | SPD | GRÜNE | AfD | LINKE | FDP | PARTEI | Sonstige |

| Partei | EW 2019 Stimmen | EW 2019 Prozent | EW 2014 Stimmen | EW 2014 Prozent | Differenz Stimmen | Differenz In Prozent |
|--------------------------|--------------------|--------------------|--------------------|--------------------|----------------------|-------------------------|
| CDU | 217 | 37,03% | 220 | 43,74% | -3 | -6,71% |
| SPD | 68 | 11,60% | 115 | 22,86% | -47 | -11,26% |
| GRÜNE | 166 | 28,33% | 54 | 10,74% | +112 | +17,59% |
| AfD | 25 | 4,27% | 41 | 8,15% | -16 | -3,88% |
| DIE LINKE | 10 | 1,71% | 11 | 2,19% | -1 | -0,48% |
| FDP | 66 | 11,26% | 50 | 9,94% | +16 | +1,32% |
| PIRATEN | 0 | 0,00% | 2 | 0,40% | -2 | -0,40% |
| Tierschutzpartei | 4 | 0,68% | 1 | 0,20% | +3 | +0,48% |
| NPD | 0 | 0,00% | 0 | 0,00% | 0 | 0,00% |
| Die PARTEI | 6 | 1,02% | 4 | 0,80% | +2 | +0,22% |
| FAMILIE | 0 | 0,00% | 0 | 0,00% | 0 | 0,00% |
| FREIE WÄHLER | 1 | 0,17% | 1 | 0,20% | 0 | -0,03% |
| Volksabstimmung | 0 | 0,00% | 1 | 0,20% | -1 | -0,20% |
| ÖDP | 5 | 0,85% | 1 | 0,20% | +4 | +0,65% |
| DKP | 0 | 0,00% | 0 | 0,00% | 0 | 0,00% |
| MLPD | 0 | 0,00% | 0 | 0,00% | 0 | 0,00% |
| BP | 0 | 0,00% | 0 | 0,00% | 0 | 0,00% |
| SGP | 0 | 0,00% | 0 | 0,00% | 0 | 0,00% |
| TIERSCHUTZ hier! | 1 | 0,17% | -/- | -/- | +1 | +0,17% |
| Tierschutzallianz | 0 | 0,00% | -/- | -/- | 0 | 0,00% |
| Bündnis C | 0 | 0,00% | -/- | -/- | 0 | 0,00% |
| BIG | 1 | 0,17% | -/- | -/- | +1 | +0,17% |
| BGE | 0 | 0,00% | -/- | -/- | 0 | 0,00% |
| DIE DIREKTE! | 0 | 0,00% | -/- | -/- | 0 | 0,00% |
| DiEM25 | 3 | 0,51% | -/- | -/- | +3 | +0,51% |
| III. Weg | 0 | 0,00% | -/- | -/- | 0 | 0,00% |
| Die Grauen | 0 | 0,00% | -/- | -/- | 0 | 0,00% |
| DIE RECHTE | 0 | 0,00% | -/- | -/- | 0 | 0,00% |
| DIE VIOLETTEN | 0 | 0,00% | -/- | -/- | 0 | 0,00% |
| LIEBE | 0 | 0,00% | -/- | -/- | 0 | 0,00% |
| DIE FRAUEN | 1 | 0,17% | -/- | -/- | +1 | +0,17% |
| Graue Panther | 0 | 0,00% | -/- | -/- | 0 | 0,00% |
| LKR | 4 | 0,68% | -/- | -/- | +4 | +0,68% |
| MENSCHLICHE WELT | 1 | 0,17% | -/- | -/- | +1 | +0,17% |
| NL | 1 | 0,17% | -/- | -/- | +1 | +0,17% |

| Partei | EW 2019 Stimmen | EW 2019 Prozent | EW 2014 Stimmen | EW 2014 Prozent | Differenz Stimmen | Differenz In Prozent |
|---------------------------------|--------------------|--------------------|--------------------|--------------------|----------------------|-------------------------|
| ÖkoLinX | 0 | 0,00% | -/- | -/- | 0 | 0,00% |
| Die Humanisten | 0 | 0,00% | -/- | -/- | 0 | 0,00% |
| PARTEI FÜR DIE TIERE | 0 | 0,00% | -/- | -/- | 0 | 0,00% |
| Gesundheitsforschung | 0 | 0,00% | -/- | -/- | 0 | 0,00% |
| Volt | 6 | 1,02% | -/- | -/- | +6 | +1,02% |
| AUF | -/- | -/- | 0 | 0,00% | 0 | 0,00% |
| BüSo | -/- | -/- | 0 | 0,00% | 0 | 0,00% |
| CM | -/- | -/- | 0 | 0,00% | 0 | 0,00% |
| REP | -/- | -/- | 2 | 0,40% | -2 | -0,40% |
| PBC | -/- | -/- | 0 | 0,00% | 0 | 0,00% |
| PRO NRW | -/- | -/- | 0 | 0,00% | 0 | 0,00% |

24.9 Briefwahlbezirk 24

| | EW 2019 | EW 2014 | Differenz |
|-----------------------|---------|---------|-----------|
| Wähler mit Wahrschein | 996 | 857 | +139 |
| Ungültige Stimmen | 5 | 8 | -3 |
| Gültige Stimmen | 991 | 849 | +142 |

| | | | | | | | | |
|-------------------|------------|------------|--------------|------------|--------------|------------|---------------|-----------------|
| In Prozent | 33,80% | 16,25% | 23,51% | 6,36% | 2,12% | 9,28% | 3,33% | 5,35% |
| Stimmen | 335 | 161 | 233 | 63 | 21 | 92 | 33 | 53 |
| Partei | CDU | SPD | GRÜNE | AfD | LINKE | FDP | PARTEI | Sonstige |

| | | | | | | | | |
|---------------------------|------------|------------|--------------|------------|--------------|------------|---------------|-----------------|
| Gewinn In Prozent | | | +14,20% | | | +2,57% | +2,98% | +0,29% |
| Verlust In Prozent | -5,30% | -11,78% | | -1,18% | -1,77% | | | |
| Partei | CDU | SPD | GRÜNE | AfD | LINKE | FDP | PARTEI | Sonstige |

| Partei | EW 2019 Stimmen | EW 2019 Prozent | EW 2014 Stimmen | EW 2014 Prozent | Differenz Stimmen | Differenz In Prozent |
|--------------------------|--------------------|--------------------|--------------------|--------------------|----------------------|-------------------------|
| CDU | 335 | 33,80% | 332 | 39,10% | +3 | -5,30% |
| SPD | 161 | 16,25% | 238 | 28,03% | -77 | -11,78% |
| GRÜNE | 233 | 23,51% | 79 | 9,31% | +154 | +14,20% |
| AfD | 63 | 6,36% | 64 | 7,54% | -1 | -1,18% |
| DIE LINKE | 21 | 2,12% | 33 | 3,89% | -12 | -1,77% |
| FDP | 92 | 9,28% | 57 | 6,71% | +35 | +2,57% |
| PIRATEN | 7 | 0,71% | 11 | 1,30% | -4 | -0,59% |
| Tierschutzpartei | 8 | 0,81% | 10 | 1,18% | -2 | -0,37% |
| NPD | 0 | 0,00% | 5 | 0,59% | -5 | -0,59% |
| Die PARTEI | 33 | 3,33% | 3 | 0,35% | +30 | +2,98% |
| FAMILIE | 1 | 0,10% | 4 | 0,47% | -3 | -0,37% |
| FREIE WÄHLER | 2 | 0,20% | 3 | 0,35% | -1 | -0,15% |
| Volksabstimmung | 1 | 0,10% | 2 | 0,24% | -1 | -0,14% |
| ÖDP | 3 | 0,30% | 3 | 0,35% | 0 | -0,05% |
| DKP | 0 | 0,00% | 0 | 0,00% | 0 | 0,00% |
| MLPD | 0 | 0,00% | 0 | 0,00% | 0 | 0,00% |
| BP | 1 | 0,10% | 0 | 0,00% | +1 | +0,10% |
| SGP | 0 | 0,00% | 0 | 0,00% | 0 | 0,00% |
| TIERSCHUTZ hier! | 4 | 0,40% | -/- | -/- | +4 | +0,40% |
| Tierschutzallianz | 0 | 0,00% | -/- | -/- | 0 | 0,00% |
| Bündnis C | 0 | 0,00% | -/- | -/- | 0 | 0,00% |
| BIG | 1 | 0,10% | -/- | -/- | +1 | +0,10% |
| BGE | 0 | 0,00% | -/- | -/- | 0 | 0,00% |
| DIE DIREKTE! | 0 | 0,00% | -/- | -/- | 0 | 0,00% |
| DiEM25 | 4 | 0,40% | -/- | -/- | +4 | +0,40% |
| III. Weg | 0 | 0,00% | -/- | -/- | 0 | 0,00% |
| Die Grauen | 1 | 0,10% | -/- | -/- | +1 | +0,10% |
| DIE RECHTE | 0 | 0,00% | -/- | -/- | 0 | 0,00% |
| DIE VIOLETTEN | 1 | 0,10% | -/- | -/- | +1 | +0,10% |
| LIEBE | 1 | 0,10% | -/- | -/- | +1 | +0,10% |
| DIE FRAUEN | 2 | 0,20% | -/- | -/- | +2 | +0,20% |
| Graue Panther | 3 | 0,30% | -/- | -/- | +3 | +0,30% |
| LKR | 0 | 0,00% | -/- | -/- | 0 | 0,00% |
| MENSCHLICHE WELT | 1 | 0,10% | -/- | -/- | +1 | +0,10% |
| NL | 0 | 0,00% | -/- | -/- | 0 | 0,00% |

| Partei | EW 2019 Stimmen | EW 2019 Prozent | EW 2014 Stimmen | EW 2014 Prozent | Differenz Stimmen | Differenz In Prozent |
|---------------------------------|--------------------|--------------------|--------------------|--------------------|----------------------|-------------------------|
| ÖkoLinX | 0 | 0,00% | -/- | -/- | 0 | 0,00% |
| Die Humanisten | 1 | 0,10% | -/- | -/- | +1 | +0,10% |
| PARTEI FÜR DIE TIERE | 1 | 0,10% | -/- | -/- | +1 | +0,10% |
| Gesundheitsforschung | 4 | 0,40% | -/- | -/- | +4 | +0,40% |
| Volt | 6 | 0,61% | -/- | -/- | +6 | +0,61% |
| AUF | -/- | -/- | 1 | 0,12% | -1 | -0,12% |
| BüSo | -/- | -/- | 0 | 0,00% | 0 | 0,00% |
| CM | -/- | -/- | 0 | 0,00% | 0 | 0,00% |
| REP | -/- | -/- | 0 | 0,00% | 0 | 0,00% |
| PBC | -/- | -/- | 1 | 0,12% | -1 | -0,12% |
| PRO NRW | -/- | -/- | 3 | 0,35% | -3 | -0,35% |

25.2 Ricarda-Huch-Gymnasium

| | EW 2019 | EW 2014 | Differenz |
|-----------------------------------|---------------|---------------|---------------|
| Wahlbeteiligung | 39,98% | 30,56% | +9,42% |
| Wahlberechtigte insgesamt | 993 | 1.021 | -28 |
| Wahlberechtigte ohne Sperrvermerk | 818 | 877 | -59 |
| Wahlberechtigte mit Sperrvermerk | 175 | 144 | +31 |
| Wahlberechtigte § 24 Abs. 2 EuWO | 0 | 0 | 0 |
| Wähler insgesamt | 327 | 268 | +59 |
| Wähler mit Wahlschein | 2 | 0 | +2 |
| Ungültige Stimmen | 0 | 4 | -4 |
| Gültige Stimmen | 327 | 264 | +63 |

| | | | | | | | | |
|-------------------|------------|------------|--------------|------------|--------------|------------|---------------|-----------------|
| In Prozent | 18,96% | 20,18% | 22,94% | 9,17% | 7,95% | 3,36% | 4,28% | 13,15% |
| Stimmen | 62 | 66 | 75 | 30 | 26 | 11 | 14 | 43 |
| Partei | CDU | SPD | GRÜNE | AfD | LINKE | FDP | PARTEI | Sonstige |

| | | | | | | | | |
|---------------------------|------------|------------|--------------|------------|--------------|------------|---------------|-----------------|
| Gewinn In Prozent | | | +11,20% | +3,11% | +1,89% | | +3,90% | +6,33% |
| Verlust In Prozent | -12,10% | -14,29% | | | | -0,05% | | |
| Partei | CDU | SPD | GRÜNE | AfD | LINKE | FDP | PARTEI | Sonstige |

| Partei | EW 2019 Stimmen | EW 2019 Prozent | EW 2014 Stimmen | EW 2014 Prozent | Differenz Stimmen | Differenz In Prozent |
|---------------------|--------------------|--------------------|--------------------|--------------------|----------------------|-------------------------|
| CDU | 62 | 18,96% | 82 | 31,06% | -20 | -12,10% |
| SPD | 66 | 20,18% | 91 | 34,47% | -25 | -14,29% |
| GRÜNE | 75 | 22,94% | 31 | 11,74% | +44 | +11,20% |
| AfD | 30 | 9,17% | 16 | 6,06% | +14 | +3,11% |
| DIE LINKE | 26 | 7,95% | 16 | 6,06% | +10 | +1,89% |
| FDP | 11 | 3,36% | 9 | 3,41% | +2 | -0,05% |
| PIRATEN | 8 | 2,45% | 5 | 1,89% | +3 | +0,56% |
| Tierschutzpartei | 8 | 2,45% | 3 | 1,14% | +5 | +1,31% |
| NPD | 0 | 0,00% | 3 | 1,14% | -3 | -1,14% |
| Die PARTEI | 14 | 4,28% | 1 | 0,38% | +13 | +3,90% |
| FAMILIE | 4 | 1,22% | 0 | 0,00% | +4 | +1,22% |
| FREIE WÄHLER | 1 | 0,31% | 1 | 0,38% | 0 | -0,07% |
| Volksabstimmung | 0 | 0,00% | 0 | 0,00% | 0 | 0,00% |
| ÖDP | 1 | 0,31% | 0 | 0,00% | +1 | +0,31% |
| DKP | 0 | 0,00% | 1 | 0,38% | -1 | -0,38% |
| MLPD | 0 | 0,00% | 0 | 0,00% | 0 | 0,00% |
| BP | 0 | 0,00% | 0 | 0,00% | 0 | 0,00% |
| SGP | 0 | 0,00% | 0 | 0,00% | 0 | 0,00% |
| TIERSCHUTZ hier! | 0 | 0,00% | -/- | -/- | 0 | 0,00% |
| Tierschutzallianz | 1 | 0,31% | -/- | -/- | +1 | +0,31% |
| Bündnis C | 0 | 0,00% | -/- | -/- | 0 | 0,00% |
| BIG | 4 | 1,22% | -/- | -/- | +4 | +1,22% |
| BGE | 2 | 0,61% | -/- | -/- | +2 | +0,61% |
| DIE DIREKTE! | 0 | 0,00% | -/- | -/- | 0 | 0,00% |
| DiEM25 | 2 | 0,61% | -/- | -/- | +2 | +0,61% |
| III. Weg | 0 | 0,00% | -/- | -/- | 0 | 0,00% |
| Die Grauen | 2 | 0,61% | -/- | -/- | +2 | +0,61% |
| DIE RECHTE | 1 | 0,31% | -/- | -/- | +1 | +0,31% |
| DIE VIOLETTEN | 1 | 0,31% | -/- | -/- | +1 | +0,31% |
| LIEBE | 0 | 0,00% | -/- | -/- | 0 | 0,00% |
| DIE FRAUEN | 0 | 0,00% | -/- | -/- | 0 | 0,00% |
| Graue Panther | 0 | 0,00% | -/- | -/- | 0 | 0,00% |
| LKR | 0 | 0,00% | -/- | -/- | 0 | 0,00% |
| MENSCHLICHE WELT | 0 | 0,00% | -/- | -/- | 0 | 0,00% |
| NL | 1 | 0,31% | -/- | -/- | +1 | +0,31% |

| Partei | EW 2019 Stimmen | EW 2019 Prozent | EW 2014 Stimmen | EW 2014 Prozent | Differenz Stimmen | Differenz In Prozent |
|---------------------------------|--------------------|--------------------|--------------------|--------------------|----------------------|-------------------------|
| ÖkoLinX | 0 | 0,00% | -/- | -/- | 0 | 0,00% |
| Die Humanisten | 1 | 0,31% | -/- | -/- | +1 | +0,31% |
| PARTEI FÜR DIE TIERE | 1 | 0,31% | -/- | -/- | +1 | +0,31% |
| Gesundheitsforschung | 2 | 0,61% | -/- | -/- | +2 | +0,61% |
| Volt | 3 | 0,92% | -/- | -/- | +3 | +0,92% |
| AUF | -/- | -/- | 0 | 0,00% | 0 | 0,00% |
| BüSo | -/- | -/- | 0 | 0,00% | 0 | 0,00% |
| CM | -/- | -/- | 0 | 0,00% | 0 | 0,00% |
| REP | -/- | -/- | 3 | 1,14% | -3 | -1,14% |
| PBC | -/- | -/- | 0 | 0,00% | 0 | 0,00% |
| PRO NRW | -/- | -/- | 2 | 0,76% | -2 | -0,76% |

25.3 Ricarda-Huch-Gymnasium

| | EW 2019 | EW 2014 | Differenz |
|-----------------------------------|---------------|---------------|---------------|
| Wahlbeteiligung | 38,88% | 32,82% | +6,06% |
| Wahlberechtigte insgesamt | 1.219 | 1.290 | -71 |
| Wahlberechtigte ohne Sperrvermerk | 1.075 | 1.167 | -92 |
| Wahlberechtigte mit Sperrvermerk | 144 | 123 | +21 |
| Wahlberechtigte § 24 Abs. 2 EuWO | 0 | 0 | 0 |
| Wähler insgesamt | 418 | 383 | +35 |
| Wähler mit Wahlschein | 0 | 0 | 0 |
| Ungültige Stimmen | 3 | 9 | -6 |
| Gültige Stimmen | 415 | 374 | +41 |

| | | | | | | | | |
|-------------------|------------|------------|--------------|------------|--------------|------------|---------------|-----------------|
| In Prozent | 17,11% | 23,37% | 25,30% | 9,16% | 7,71% | 2,89% | 3,37% | 11,08% |
| Stimmen | 71 | 97 | 105 | 38 | 32 | 12 | 14 | 46 |
| Partei | CDU | SPD | GRÜNE | AfD | LINKE | FDP | PARTEI | Sonstige |

| | | | | | | | | |
|---------------------------|------------|------------|--------------|------------|--------------|------------|---------------|-----------------|
| Gewinn In Prozent | | | +14,34% | +5,42% | | +0,75% | +2,30% | +3,86% |
| Verlust In Prozent | -6,42% | -19,14% | | | -1,11% | | | |
| Partei | CDU | SPD | GRÜNE | AfD | LINKE | FDP | PARTEI | Sonstige |

| Partei | EW 2019 Stimmen | EW 2019 Prozent | EW 2014 Stimmen | EW 2014 Prozent | Differenz Stimmen | Differenz In Prozent |
|---------------------|--------------------|--------------------|--------------------|--------------------|----------------------|-------------------------|
| CDU | 71 | 17,11% | 88 | 23,53% | -17 | -6,42% |
| SPD | 97 | 23,37% | 159 | 42,51% | -62 | -19,14% |
| GRÜNE | 105 | 25,30% | 41 | 10,96% | +64 | +14,34% |
| AfD | 38 | 9,16% | 14 | 3,74% | +24 | +5,42% |
| DIE LINKE | 32 | 7,71% | 33 | 8,82% | -1 | -1,11% |
| FDP | 12 | 2,89% | 8 | 2,14% | +4 | +0,75% |
| PIRATEN | 4 | 0,96% | 7 | 1,87% | -3 | -0,91% |
| Tierschutzpartei | 10 | 2,41% | 7 | 1,87% | +3 | +0,54% |
| NPD | 1 | 0,24% | 3 | 0,80% | -2 | -0,56% |
| Die PARTEI | 14 | 3,37% | 4 | 1,07% | +10 | +2,30% |
| FAMILIE | 2 | 0,48% | 2 | 0,53% | 0 | -0,05% |
| FREIE WÄHLER | 0 | 0,00% | 2 | 0,53% | -2 | -0,53% |
| Volksabstimmung | 0 | 0,00% | 0 | 0,00% | 0 | 0,00% |
| ÖDP | 3 | 0,72% | 0 | 0,00% | +3 | +0,72% |
| DKP | 0 | 0,00% | 0 | 0,00% | 0 | 0,00% |
| MLPD | 0 | 0,00% | 0 | 0,00% | 0 | 0,00% |
| BP | 0 | 0,00% | 0 | 0,00% | 0 | 0,00% |
| SGP | 0 | 0,00% | 0 | 0,00% | 0 | 0,00% |
| TIERSCHUTZ hier! | 1 | 0,24% | -/- | -/- | +1 | +0,24% |
| Tierschutzallianz | 0 | 0,00% | -/- | -/- | 0 | 0,00% |
| Bündnis C | 1 | 0,24% | -/- | -/- | +1 | +0,24% |
| BIG | 7 | 1,69% | -/- | -/- | +7 | +1,69% |
| BGE | 0 | 0,00% | -/- | -/- | 0 | 0,00% |
| DIE DIREKTE! | 1 | 0,24% | -/- | -/- | +1 | +0,24% |
| DiEM25 | 1 | 0,24% | -/- | -/- | +1 | +0,24% |
| III. Weg | 0 | 0,00% | -/- | -/- | 0 | 0,00% |
| Die Grauen | 1 | 0,24% | -/- | -/- | +1 | +0,24% |
| DIE RECHTE | 0 | 0,00% | -/- | -/- | 0 | 0,00% |
| DIE VIOLETTEN | 0 | 0,00% | -/- | -/- | 0 | 0,00% |
| LIEBE | 1 | 0,24% | -/- | -/- | +1 | +0,24% |
| DIE FRAUEN | 0 | 0,00% | -/- | -/- | 0 | 0,00% |
| Graue Panther | 0 | 0,00% | -/- | -/- | 0 | 0,00% |
| LKR | 0 | 0,00% | -/- | -/- | 0 | 0,00% |
| MENSCHLICHE WELT | 1 | 0,24% | -/- | -/- | +1 | +0,24% |
| NL | 0 | 0,00% | -/- | -/- | 0 | 0,00% |

| Partei | EW 2019 Stimmen | EW 2019 Prozent | EW 2014 Stimmen | EW 2014 Prozent | Differenz Stimmen | Differenz In Prozent |
|---------------------------------|--------------------|--------------------|--------------------|--------------------|----------------------|-------------------------|
| ÖkoLinX | 1 | 0,24% | -/- | -/- | +1 | +0,24% |
| Die Humanisten | 3 | 0,72% | -/- | -/- | +3 | +0,72% |
| PARTEI FÜR DIE TIERE | 2 | 0,48% | -/- | -/- | +2 | +0,48% |
| Gesundheitsforschung | 3 | 0,72% | -/- | -/- | +3 | +0,72% |
| Volt | 3 | 0,72% | -/- | -/- | +3 | +0,72% |
| AUF | -/- | -/- | 0 | 0,00% | 0 | 0,00% |
| BüSo | -/- | -/- | 0 | 0,00% | 0 | 0,00% |
| CM | -/- | -/- | 2 | 0,53% | -2 | -0,53% |
| REP | -/- | -/- | 1 | 0,27% | -1 | -0,27% |
| PBC | -/- | -/- | 2 | 0,53% | -2 | -0,53% |
| PRO NRW | -/- | -/- | 1 | 0,27% | -1 | -0,27% |

25.4 Mosaikschule

| | EW 2019 | EW 2014 | Differenz |
|-----------------------------------|---------------|---------------|---------------|
| Wahlbeteiligung | 37,25% | 30,07% | +7,18% |
| Wahlberechtigte insgesamt | 825 | 912 | -87 |
| Wahlberechtigte ohne Sperrvermerk | 741 | 848 | -107 |
| Wahlberechtigte mit Sperrvermerk | 84 | 64 | +20 |
| Wahlberechtigte § 24 Abs. 2 EuWO | 0 | 0 | 0 |
| Wähler insgesamt | 276 | 255 | +21 |
| Wähler mit Wahlschein | 2 | 0 | +2 |
| Ungültige Stimmen | 7 | 7 | 0 |
| Gültige Stimmen | 269 | 248 | +21 |

| | | | | | | | | |
|-------------------|------------|------------|--------------|------------|--------------|------------|--------------|-----------------|
| In Prozent | 18,96% | 16,73% | 24,16% | 9,29% | 9,29% | 2,97% | 5,20% | 13,38% |
| Stimmen | 51 | 45 | 65 | 25 | 25 | 8 | 14 | 36 |
| Partei | CDU | SPD | GRÜNE | AfD | LINKE | FDP | Tiers | Sonstige |

| | | | | | | | | |
|---------------------------|------------|------------|--------------|------------|--------------|------------|--------------|-----------------|
| Gewinn In Prozent | | | +14,48% | +5,26% | | | +3,59% | +4,11% |
| Verlust In Prozent | -4,83% | -20,37% | | | -1,60% | -0,66% | | |
| Partei | CDU | SPD | GRÜNE | AfD | LINKE | FDP | Tiers | Sonstige |

| Partei | EW 2019 Stimmen | EW 2019 Prozent | EW 2014 Stimmen | EW 2014 Prozent | Differenz Stimmen | Differenz In Prozent |
|--------------------------|--------------------|--------------------|--------------------|--------------------|----------------------|-------------------------|
| CDU | 51 | 18,96% | 59 | 23,79% | -8 | -4,83% |
| SPD | 45 | 16,73% | 92 | 37,10% | -47 | -20,37% |
| GRÜNE | 65 | 24,16% | 24 | 9,68% | +41 | +14,48% |
| AfD | 25 | 9,29% | 10 | 4,03% | +15 | +5,26% |
| DIE LINKE | 25 | 9,29% | 27 | 10,89% | -2 | -1,60% |
| FDP | 8 | 2,97% | 9 | 3,63% | -1 | -0,66% |
| PIRATEN | 5 | 1,86% | 8 | 3,23% | -3 | -1,37% |
| Tierschutzpartei | 14 | 5,20% | 4 | 1,61% | +10 | +3,59% |
| NPD | 0 | 0,00% | 3 | 1,21% | -3 | -1,21% |
| Die PARTEI | 10 | 3,72% | 7 | 2,82% | +3 | +0,90% |
| FAMILIE | 2 | 0,74% | 1 | 0,40% | +1 | +0,34% |
| FREIE WÄHLER | 2 | 0,74% | 1 | 0,40% | +1 | +0,34% |
| Volksabstimmung | 0 | 0,00% | 0 | 0,00% | 0 | 0,00% |
| ÖDP | 0 | 0,00% | 0 | 0,00% | 0 | 0,00% |
| DKP | 0 | 0,00% | 0 | 0,00% | 0 | 0,00% |
| MLPD | 0 | 0,00% | 0 | 0,00% | 0 | 0,00% |
| BP | 0 | 0,00% | 0 | 0,00% | 0 | 0,00% |
| SGP | 0 | 0,00% | 0 | 0,00% | 0 | 0,00% |
| TIERSCHUTZ hier! | 1 | 0,37% | -/- | -/- | +1 | +0,37% |
| Tierschutzallianz | 0 | 0,00% | -/- | -/- | 0 | 0,00% |
| Bündnis C | 0 | 0,00% | -/- | -/- | 0 | 0,00% |
| BIG | 1 | 0,37% | -/- | -/- | +1 | +0,37% |
| BGE | 4 | 1,49% | -/- | -/- | +4 | +1,49% |
| DIE DIREKTE! | 0 | 0,00% | -/- | -/- | 0 | 0,00% |
| DiEM25 | 0 | 0,00% | -/- | -/- | 0 | 0,00% |
| III. Weg | 0 | 0,00% | -/- | -/- | 0 | 0,00% |
| Die Grauen | 0 | 0,00% | -/- | -/- | 0 | 0,00% |
| DIE RECHTE | 2 | 0,74% | -/- | -/- | +2 | +0,74% |
| DIE VIOLETTEN | 1 | 0,37% | -/- | -/- | +1 | +0,37% |
| LIEBE | 0 | 0,00% | -/- | -/- | 0 | 0,00% |
| DIE FRAUEN | 3 | 1,12% | -/- | -/- | +3 | +1,12% |
| Graue Panther | 0 | 0,00% | -/- | -/- | 0 | 0,00% |
| LKR | 0 | 0,00% | -/- | -/- | 0 | 0,00% |
| MENSCHLICHE WELT | 0 | 0,00% | -/- | -/- | 0 | 0,00% |
| NL | 0 | 0,00% | -/- | -/- | 0 | 0,00% |

| Partei | EW 2019 Stimmen | EW 2019 Prozent | EW 2014 Stimmen | EW 2014 Prozent | Differenz Stimmen | Differenz In Prozent |
|---------------------------------|--------------------|--------------------|--------------------|--------------------|----------------------|-------------------------|
| ÖkoLinX | 0 | 0,00% | -/- | -/- | 0 | 0,00% |
| Die Humanisten | 3 | 1,12% | -/- | -/- | +3 | +1,12% |
| PARTEI FÜR DIE TIERE | 0 | 0,00% | -/- | -/- | 0 | 0,00% |
| Gesundheitsforschung | 0 | 0,00% | -/- | -/- | 0 | 0,00% |
| Volt | 2 | 0,74% | -/- | -/- | +2 | +0,74% |
| AUF | -/- | -/- | 0 | 0,00% | 0 | 0,00% |
| BüSo | -/- | -/- | 0 | 0,00% | 0 | 0,00% |
| CM | -/- | -/- | 1 | 0,40% | -1 | -0,40% |
| REP | -/- | -/- | 1 | 0,40% | -1 | -0,40% |
| PBC | -/- | -/- | 1 | 0,40% | -1 | -0,40% |
| PRO NRW | -/- | -/- | 0 | 0,00% | 0 | 0,00% |

25.5 Pauly-Stiftung

| | EW 2019 | EW 2014 | Differenz |
|-----------------------------------|---------------|---------------|---------------|
| Wahlbeteiligung | 45,36% | 36,11% | +9,25% |
| Wahlberechtigte insgesamt | 1.145 | 1.240 | -95 |
| Wahlberechtigte ohne Sperrvermerk | 1.003 | 1.127 | -124 |
| Wahlberechtigte mit Sperrvermerk | 142 | 113 | +29 |
| Wahlberechtigte § 24 Abs. 2 EuWO | 0 | 0 | 0 |
| Wähler insgesamt | 455 | 407 | +48 |
| Wähler mit Wahlschein | 2 | 0 | +2 |
| Ungültige Stimmen | 5 | 9 | -4 |
| Gültige Stimmen | 450 | 398 | +52 |

| | | | | | | | | |
|-------------------|------------|------------|--------------|------------|--------------|------------|---------------|-----------------|
| In Prozent | 18,89% | 23,11% | 24,22% | 11,78% | 8,00% | 4,67% | 2,89% | 6,44% |
| Stimmen | 85 | 104 | 109 | 53 | 36 | 21 | 13 | 29 |
| Partei | CDU | SPD | GRÜNE | AfD | LINKE | FDP | PARTEI | Sonstige |

| | | | | | | | | |
|---------------------------|------------|------------|--------------|------------|--------------|------------|---------------|-----------------|
| Gewinn In Prozent | | | +13,16% | +5,00% | +0,71% | | +1,88% | +1,41% |
| Verlust In Prozent | -7,24% | -14,33% | | | | -0,61% | | |
| Partei | CDU | SPD | GRÜNE | AfD | LINKE | FDP | PARTEI | Sonstige |

| Partei | EW 2019 Stimmen | EW 2019 Prozent | EW 2014 Stimmen | EW 2014 Prozent | Differenz Stimmen | Differenz In Prozent |
|---------------------|--------------------|--------------------|--------------------|--------------------|----------------------|-------------------------|
| CDU | 85 | 18,89% | 104 | 26,13% | -19 | -7,24% |
| SPD | 104 | 23,11% | 149 | 37,44% | -45 | -14,33% |
| GRÜNE | 109 | 24,22% | 44 | 11,06% | +65 | +13,16% |
| AfD | 53 | 11,78% | 27 | 6,78% | +26 | +5,00% |
| DIE LINKE | 36 | 8,00% | 29 | 7,29% | +7 | +0,71% |
| FDP | 21 | 4,67% | 21 | 5,28% | 0 | -0,61% |
| PIRATEN | 1 | 0,22% | 4 | 1,01% | -3 | -0,79% |
| Tierschutzpartei | 8 | 1,78% | 1 | 0,25% | +7 | +1,53% |
| NPD | 0 | 0,00% | 5 | 1,26% | -5 | -1,26% |
| Die PARTEI | 13 | 2,89% | 4 | 1,01% | +9 | +1,88% |
| FAMILIE | 0 | 0,00% | 2 | 0,50% | -2 | -0,50% |
| FREIE WÄHLER | 2 | 0,44% | 3 | 0,75% | -1 | -0,31% |
| Volksabstimmung | 0 | 0,00% | 0 | 0,00% | 0 | 0,00% |
| ÖDP | 0 | 0,00% | 1 | 0,25% | -1 | -0,25% |
| DKP | 0 | 0,00% | 0 | 0,00% | 0 | 0,00% |
| MLPD | 1 | 0,22% | 0 | 0,00% | +1 | +0,22% |
| BP | 0 | 0,00% | 0 | 0,00% | 0 | 0,00% |
| SGP | 0 | 0,00% | 0 | 0,00% | 0 | 0,00% |
| TIERSCHUTZ hier! | 0 | 0,00% | -/- | -/- | 0 | 0,00% |
| Tierschutzallianz | 0 | 0,00% | -/- | -/- | 0 | 0,00% |
| Bündnis C | 0 | 0,00% | -/- | -/- | 0 | 0,00% |
| BIG | 5 | 1,11% | -/- | -/- | +5 | +1,11% |
| BGE | 0 | 0,00% | -/- | -/- | 0 | 0,00% |
| DIE DIREKTE! | 0 | 0,00% | -/- | -/- | 0 | 0,00% |
| DiEM25 | 2 | 0,44% | -/- | -/- | +2 | +0,44% |
| III. Weg | 0 | 0,00% | -/- | -/- | 0 | 0,00% |
| Die Grauen | 1 | 0,22% | -/- | -/- | +1 | +0,22% |
| DIE RECHTE | 0 | 0,00% | -/- | -/- | 0 | 0,00% |
| DIE VIOLETTEN | 0 | 0,00% | -/- | -/- | 0 | 0,00% |
| LIEBE | 0 | 0,00% | -/- | -/- | 0 | 0,00% |
| DIE FRAUEN | 0 | 0,00% | -/- | -/- | 0 | 0,00% |
| Graue Panther | 1 | 0,22% | -/- | -/- | +1 | +0,22% |
| LKR | 0 | 0,00% | -/- | -/- | 0 | 0,00% |
| MENSCHLICHE WELT | 0 | 0,00% | -/- | -/- | 0 | 0,00% |
| NL | 1 | 0,22% | -/- | -/- | +1 | +0,22% |

| Partei | EW 2019 Stimmen | EW 2019 Prozent | EW 2014 Stimmen | EW 2014 Prozent | Differenz Stimmen | Differenz In Prozent |
|---------------------------------|--------------------|--------------------|--------------------|--------------------|----------------------|-------------------------|
| ÖkoLinX | 0 | 0,00% | -/- | -/- | 0 | 0,00% |
| Die Humanisten | 1 | 0,22% | -/- | -/- | +1 | +0,22% |
| PARTEI FÜR DIE TIERE | 1 | 0,22% | -/- | -/- | +1 | +0,22% |
| Gesundheitsforschung | 2 | 0,44% | -/- | -/- | +2 | +0,44% |
| Volt | 3 | 0,67% | -/- | -/- | +3 | +0,67% |
| AUF | -/- | -/- | 1 | 0,25% | -1 | -0,25% |
| BüSo | -/- | -/- | 0 | 0,00% | 0 | 0,00% |
| CM | -/- | -/- | 0 | 0,00% | 0 | 0,00% |
| REP | -/- | -/- | 1 | 0,25% | -1 | -0,25% |
| PBC | -/- | -/- | 0 | 0,00% | 0 | 0,00% |
| PRO NRW | -/- | -/- | 2 | 0,50% | -2 | -0,50% |

25.7 Mosaikschule

| | EW 2019 | EW 2014 | Differenz |
|-----------------------------------|---------------|---------------|---------------|
| Wahlbeteiligung | 37,55% | 32,75% | +4,80% |
| Wahlberechtigte insgesamt | 861 | 884 | -23 |
| Wahlberechtigte ohne Sperrvermerk | 767 | 803 | -36 |
| Wahlberechtigte mit Sperrvermerk | 94 | 81 | +13 |
| Wahlberechtigte § 24 Abs. 2 EuWO | 0 | 0 | 0 |
| Wähler insgesamt | 288 | 263 | +25 |
| Wähler mit Wahlschein | 1 | 0 | +1 |
| Ungültige Stimmen | 6 | 7 | -1 |
| Gültige Stimmen | 282 | 256 | +26 |

| In Prozent | 13,12% | 17,38% | 28,37% | 9,93% | 9,57% | 6,38% | 6,74% | 8,51% |
|------------|--------|--------|--------|-------|-------|-------|--------|----------|
| Stimmen | 37 | 49 | 80 | 28 | 27 | 18 | 19 | 24 |
| Partei | CDU | SPD | GRÜNE | AfD | LINKE | FDP | PARTEI | Sonstige |

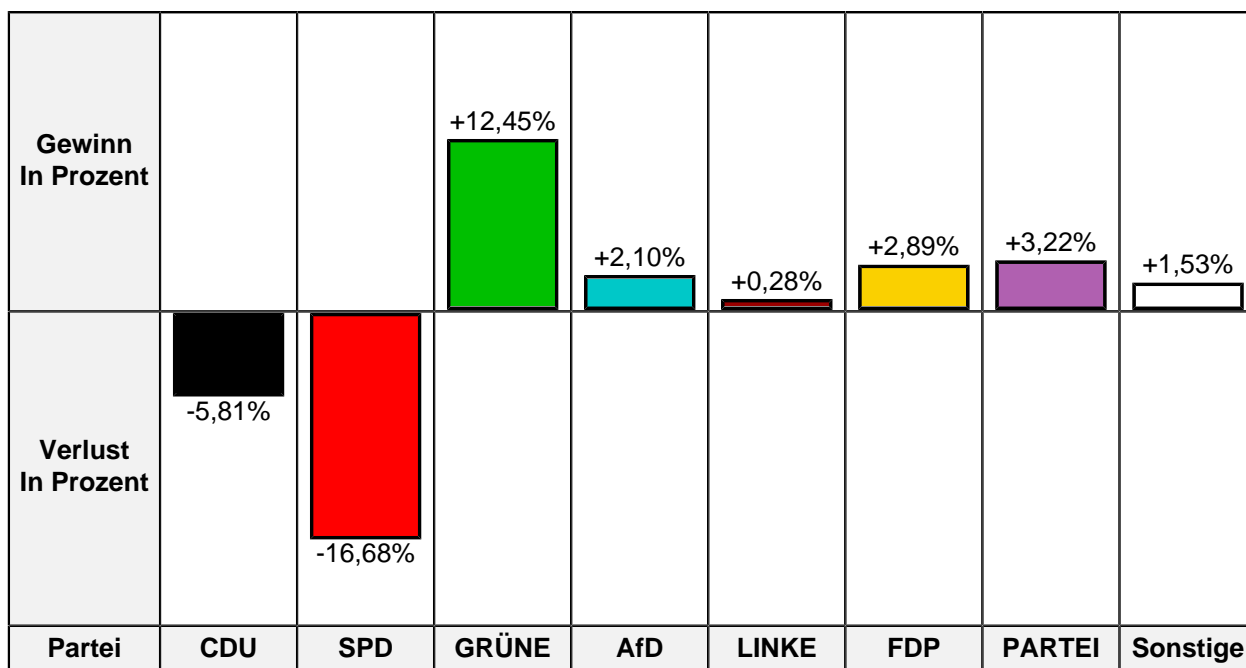
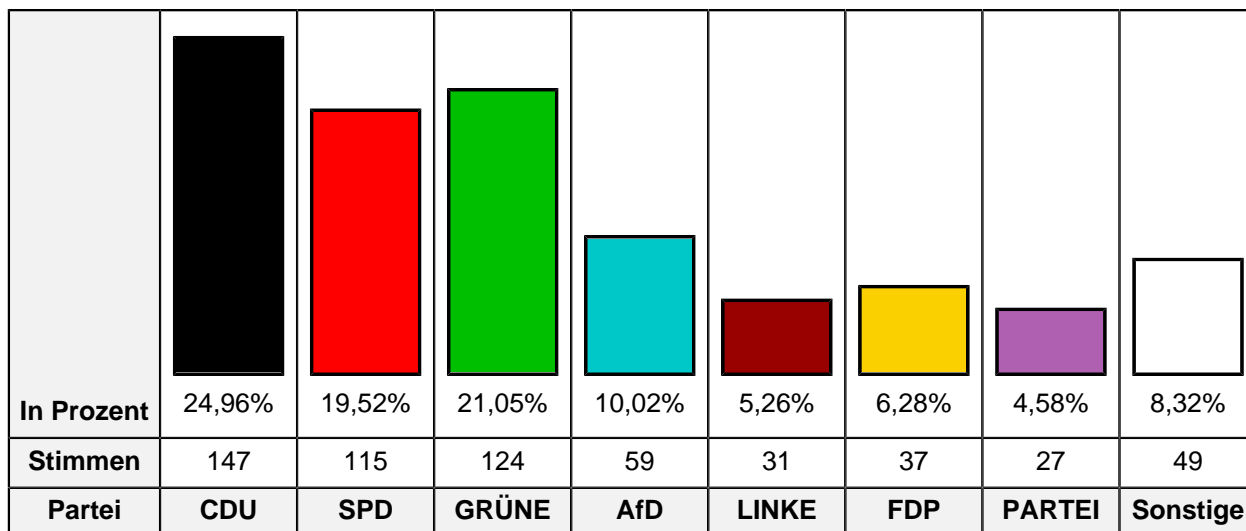
| | | | | | | | | |
|--------------------|--------|---------|---------|--------|--------|--------|--------|----------|
| Gewinn In Prozent | | | +11,18% | +5,24% | +0,98% | +5,21% | +5,96% | +0,70% |
| Verlust In Prozent | -7,58% | -21,68% | | | | | | |
| Partei | CDU | SPD | GRÜNE | AfD | LINKE | FDP | PARTEI | Sonstige |

| Partei | EW 2019 Stimmen | EW 2019 Prozent | EW 2014 Stimmen | EW 2014 Prozent | Differenz Stimmen | Differenz In Prozent |
|---------------------|--------------------|--------------------|--------------------|--------------------|----------------------|-------------------------|
| CDU | 37 | 13,12% | 53 | 20,70% | -16 | -7,58% |
| SPD | 49 | 17,38% | 100 | 39,06% | -51 | -21,68% |
| GRÜNE | 80 | 28,37% | 44 | 17,19% | +36 | +11,18% |
| AfD | 28 | 9,93% | 12 | 4,69% | +16 | +5,24% |
| DIE LINKE | 27 | 9,57% | 22 | 8,59% | +5 | +0,98% |
| FDP | 18 | 6,38% | 3 | 1,17% | +15 | +5,21% |
| PIRATEN | 1 | 0,35% | 3 | 1,17% | -2 | -0,82% |
| Tierschutzpartei | 6 | 2,13% | 3 | 1,17% | +3 | +0,96% |
| NPD | 0 | 0,00% | 6 | 2,34% | -6 | -2,34% |
| Die PARTEI | 19 | 6,74% | 2 | 0,78% | +17 | +5,96% |
| FAMILIE | 1 | 0,35% | 1 | 0,39% | 0 | -0,04% |
| FREIE WÄHLER | 2 | 0,71% | 1 | 0,39% | +1 | +0,32% |
| Volksabstimmung | 4 | 1,42% | 0 | 0,00% | +4 | +1,42% |
| ÖDP | 0 | 0,00% | 2 | 0,78% | -2 | -0,78% |
| DKP | 0 | 0,00% | 1 | 0,39% | -1 | -0,39% |
| MLPD | 0 | 0,00% | 0 | 0,00% | 0 | 0,00% |
| BP | 0 | 0,00% | 0 | 0,00% | 0 | 0,00% |
| SGP | 0 | 0,00% | 0 | 0,00% | 0 | 0,00% |
| TIERSCHUTZ hier! | 0 | 0,00% | -/- | -/- | 0 | 0,00% |
| Tierschutzallianz | 0 | 0,00% | -/- | -/- | 0 | 0,00% |
| Bündnis C | 0 | 0,00% | -/- | -/- | 0 | 0,00% |
| BIG | 2 | 0,71% | -/- | -/- | +2 | +0,71% |
| BGE | 1 | 0,35% | -/- | -/- | +1 | +0,35% |
| DIE DIREKTE! | 0 | 0,00% | -/- | -/- | 0 | 0,00% |
| DiEM25 | 3 | 1,06% | -/- | -/- | +3 | +1,06% |
| III. Weg | 0 | 0,00% | -/- | -/- | 0 | 0,00% |
| Die Grauen | 1 | 0,35% | -/- | -/- | +1 | +0,35% |
| DIE RECHTE | 0 | 0,00% | -/- | -/- | 0 | 0,00% |
| DIE VIOLETTEN | 0 | 0,00% | -/- | -/- | 0 | 0,00% |
| LIEBE | 0 | 0,00% | -/- | -/- | 0 | 0,00% |
| DIE FRAUEN | 1 | 0,35% | -/- | -/- | +1 | +0,35% |
| Graue Panther | 1 | 0,35% | -/- | -/- | +1 | +0,35% |
| LKR | 0 | 0,00% | -/- | -/- | 0 | 0,00% |
| MENSCHLICHE WELT | 0 | 0,00% | -/- | -/- | 0 | 0,00% |
| NL | 0 | 0,00% | -/- | -/- | 0 | 0,00% |

| Partei | EW 2019 Stimmen | EW 2019 Prozent | EW 2014 Stimmen | EW 2014 Prozent | Differenz Stimmen | Differenz In Prozent |
|---------------------------------|--------------------|--------------------|--------------------|--------------------|----------------------|-------------------------|
| ÖkoLinX | 0 | 0,00% | -/- | -/- | 0 | 0,00% |
| Die Humanisten | 0 | 0,00% | -/- | -/- | 0 | 0,00% |
| PARTEI FÜR DIE TIERE | 0 | 0,00% | -/- | -/- | 0 | 0,00% |
| Gesundheitsforschung | 0 | 0,00% | -/- | -/- | 0 | 0,00% |
| Volt | 1 | 0,35% | -/- | -/- | +1 | +0,35% |
| AUF | -/- | -/- | 0 | 0,00% | 0 | 0,00% |
| BüSo | -/- | -/- | 0 | 0,00% | 0 | 0,00% |
| CM | -/- | -/- | 0 | 0,00% | 0 | 0,00% |
| REP | -/- | -/- | 1 | 0,39% | -1 | -0,39% |
| PBC | -/- | -/- | 0 | 0,00% | 0 | 0,00% |
| PRO NRW | -/- | -/- | 2 | 0,78% | -2 | -0,78% |

25.9 Briefwahlbezirk 25

| | EW 2019 | EW 2014 | Differenz |
|-----------------------|---------|---------|-----------|
| Wähler mit Wahrschein | 594 | 449 | +145 |
| Ungültige Stimmen | 5 | 7 | -2 |
| Gültige Stimmen | 589 | 442 | +147 |



| Partei | EW 2019 Stimmen | EW 2019 Prozent | EW 2014 Stimmen | EW 2014 Prozent | Differenz Stimmen | Differenz In Prozent |
|---------------------|--------------------|--------------------|--------------------|--------------------|----------------------|-------------------------|
| CDU | 147 | 24,96% | 136 | 30,77% | +11 | -5,81% |
| SPD | 115 | 19,52% | 160 | 36,20% | -45 | -16,68% |
| GRÜNE | 124 | 21,05% | 38 | 8,60% | +86 | +12,45% |
| AfD | 59 | 10,02% | 35 | 7,92% | +24 | +2,10% |
| DIE LINKE | 31 | 5,26% | 22 | 4,98% | +9 | +0,28% |
| FDP | 37 | 6,28% | 15 | 3,39% | +22 | +2,89% |
| PIRATEN | 3 | 0,51% | 8 | 1,81% | -5 | -1,30% |
| Tierschutzpartei | 15 | 2,55% | 6 | 1,36% | +9 | +1,19% |
| NPD | 0 | 0,00% | 4 | 0,90% | -4 | -0,90% |
| Die PARTEI | 27 | 4,58% | 6 | 1,36% | +21 | +3,22% |
| FAMILIE | 0 | 0,00% | 3 | 0,68% | -3 | -0,68% |
| FREIE WÄHLER | 3 | 0,51% | 3 | 0,68% | 0 | -0,17% |
| Volksabstimmung | 0 | 0,00% | 2 | 0,45% | -2 | -0,45% |
| ÖDP | 0 | 0,00% | 0 | 0,00% | 0 | 0,00% |
| DKP | 0 | 0,00% | 0 | 0,00% | 0 | 0,00% |
| MLPD | 1 | 0,17% | 0 | 0,00% | +1 | +0,17% |
| BP | 3 | 0,51% | 0 | 0,00% | +3 | +0,51% |
| SGP | 0 | 0,00% | 0 | 0,00% | 0 | 0,00% |
| TIERSCHUTZ hier! | 4 | 0,68% | -/- | -/- | +4 | +0,68% |
| Tierschutzallianz | 0 | 0,00% | -/- | -/- | 0 | 0,00% |
| Bündnis C | 0 | 0,00% | -/- | -/- | 0 | 0,00% |
| BIG | 1 | 0,17% | -/- | -/- | +1 | +0,17% |
| BGE | 2 | 0,34% | -/- | -/- | +2 | +0,34% |
| DIE DIREKTE! | 0 | 0,00% | -/- | -/- | 0 | 0,00% |
| DiEM25 | 2 | 0,34% | -/- | -/- | +2 | +0,34% |
| III. Weg | 0 | 0,00% | -/- | -/- | 0 | 0,00% |
| Die Grauen | 1 | 0,17% | -/- | -/- | +1 | +0,17% |
| DIE RECHTE | 0 | 0,00% | -/- | -/- | 0 | 0,00% |
| DIE VIOLETTEN | 1 | 0,17% | -/- | -/- | +1 | +0,17% |
| LIEBE | 1 | 0,17% | -/- | -/- | +1 | +0,17% |
| DIE FRAUEN | 0 | 0,00% | -/- | -/- | 0 | 0,00% |
| Graue Panther | 0 | 0,00% | -/- | -/- | 0 | 0,00% |
| LKR | 1 | 0,17% | -/- | -/- | +1 | +0,17% |
| MENSCHLICHE WELT | 0 | 0,00% | -/- | -/- | 0 | 0,00% |
| NL | 0 | 0,00% | -/- | -/- | 0 | 0,00% |

| Partei | EW 2019 Stimmen | EW 2019 Prozent | EW 2014 Stimmen | EW 2014 Prozent | Differenz Stimmen | Differenz In Prozent |
|---------------------------------|--------------------|--------------------|--------------------|--------------------|----------------------|-------------------------|
| ÖkoLinX | 2 | 0,34% | -/- | -/- | +2 | +0,34% |
| Die Humanisten | 0 | 0,00% | -/- | -/- | 0 | 0,00% |
| PARTEI FÜR DIE TIERE | 2 | 0,34% | -/- | -/- | +2 | +0,34% |
| Gesundheitsforschung | 3 | 0,51% | -/- | -/- | +3 | +0,51% |
| Volt | 4 | 0,68% | -/- | -/- | +4 | +0,68% |
| AUF | -/- | -/- | 0 | 0,00% | 0 | 0,00% |
| BüSo | -/- | -/- | 0 | 0,00% | 0 | 0,00% |
| CM | -/- | -/- | 0 | 0,00% | 0 | 0,00% |
| REP | -/- | -/- | 1 | 0,23% | -1 | -0,23% |
| PBC | -/- | -/- | 1 | 0,23% | -1 | -0,23% |
| PRO NRW | -/- | -/- | 2 | 0,45% | -2 | -0,45% |

26.1 Vereinsheim Kleingärtnerverein

| | EW 2019 | EW 2014 | Differenz |
|-----------------------------------|---------------|---------------|---------------|
| Wahlbeteiligung | 67,02% | 59,42% | +7,60% |
| Wahlberechtigte insgesamt | 1.423 | 1.395 | +28 |
| Wahlberechtigte ohne Sperrvermerk | 1.119 | 1.146 | -27 |
| Wahlberechtigte mit Sperrvermerk | 304 | 249 | +55 |
| Wahlberechtigte § 24 Abs. 2 EuWO | 0 | 0 | 0 |
| Wähler insgesamt | 750 | 681 | +69 |
| Wähler mit Wahlschein | 3 | 0 | +3 |
| Ungültige Stimmen | 1 | 6 | -5 |
| Gültige Stimmen | 749 | 675 | +74 |

| | | | | | | | | |
|-------------------|------------|------------|--------------|------------|--------------|------------|---------------|-----------------|
| In Prozent | 29,51% | 15,22% | 32,44% | 5,07% | 2,27% | 6,81% | 1,87% | 6,81% |
| Stimmen | 221 | 114 | 243 | 38 | 17 | 51 | 14 | 51 |
| Partei | CDU | SPD | GRÜNE | AfD | LINKE | FDP | PARTEI | Sonstige |









| | | | | | | | | |
|---------------------------|------------|------------|--------------|------------|--------------|------------|---------------|-----------------|
| Gewinn In Prozent | | | +18,37% | | | | +0,98% | +3,25% |
| Verlust In Prozent | -4,12% | -16,63% | | -0,56% | -0,54% | -0,75% | | |
| Partei | CDU | SPD | GRÜNE | AfD | LINKE | FDP | PARTEI | Sonstige |



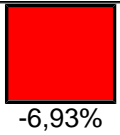
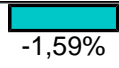




| Partei | EW 2019 Stimmen | EW 2019 Prozent | EW 2014 Stimmen | EW 2014 Prozent | Differenz Stimmen | Differenz In Prozent |
|---------------------|--------------------|--------------------|--------------------|--------------------|----------------------|-------------------------|
| CDU | 221 | 29,51% | 227 | 33,63% | -6 | -4,12% |
| SPD | 114 | 15,22% | 215 | 31,85% | -101 | -16,63% |
| GRÜNE | 243 | 32,44% | 95 | 14,07% | +148 | +18,37% |
| AfD | 38 | 5,07% | 38 | 5,63% | 0 | -0,56% |
| DIE LINKE | 17 | 2,27% | 19 | 2,81% | -2 | -0,54% |
| FDP | 51 | 6,81% | 51 | 7,56% | 0 | -0,75% |
| PIRATEN | 1 | 0,13% | 0 | 0,00% | +1 | +0,13% |
| Tierschutzpartei | 11 | 1,47% | 10 | 1,48% | +1 | -0,01% |
| NPD | 0 | 0,00% | 0 | 0,00% | 0 | 0,00% |
| Die PARTEI | 14 | 1,87% | 6 | 0,89% | +8 | +0,98% |
| FAMILIE | 3 | 0,40% | 4 | 0,59% | -1 | -0,19% |
| FREIE WÄHLER | 2 | 0,27% | 6 | 0,89% | -4 | -0,62% |
| Volksabstimmung | 3 | 0,40% | 0 | 0,00% | +3 | +0,40% |
| ÖDP | 4 | 0,53% | 1 | 0,15% | +3 | +0,38% |
| DKP | 0 | 0,00% | 0 | 0,00% | 0 | 0,00% |
| MLPD | 0 | 0,00% | 0 | 0,00% | 0 | 0,00% |
| BP | 1 | 0,13% | 0 | 0,00% | +1 | +0,13% |
| SGP | 0 | 0,00% | 0 | 0,00% | 0 | 0,00% |
| TIERSCHUTZ hier! | 0 | 0,00% | -/- | -/- | 0 | 0,00% |
| Tierschutzallianz | 0 | 0,00% | -/- | -/- | 0 | 0,00% |
| Bündnis C | 0 | 0,00% | -/- | -/- | 0 | 0,00% |
| BIG | 0 | 0,00% | -/- | -/- | 0 | 0,00% |
| BGE | 1 | 0,13% | -/- | -/- | +1 | +0,13% |
| DIE DIREKTE! | 0 | 0,00% | -/- | -/- | 0 | 0,00% |
| DiEM25 | 0 | 0,00% | -/- | -/- | 0 | 0,00% |
| III. Weg | 0 | 0,00% | -/- | -/- | 0 | 0,00% |
| Die Grauen | 2 | 0,27% | -/- | -/- | +2 | +0,27% |
| DIE RECHTE | 0 | 0,00% | -/- | -/- | 0 | 0,00% |
| DIE VIOLETTEN | 0 | 0,00% | -/- | -/- | 0 | 0,00% |
| LIEBE | 2 | 0,27% | -/- | -/- | +2 | +0,27% |
| DIE FRAUEN | 1 | 0,13% | -/- | -/- | +1 | +0,13% |
| Graue Panther | 5 | 0,67% | -/- | -/- | +5 | +0,67% |
| LKR | 1 | 0,13% | -/- | -/- | +1 | +0,13% |
| MENSCHLICHE WELT | 0 | 0,00% | -/- | -/- | 0 | 0,00% |
| NL | 1 | 0,13% | -/- | -/- | +1 | +0,13% |

| Partei | EW 2019 Stimmen | EW 2019 Prozent | EW 2014 Stimmen | EW 2014 Prozent | Differenz Stimmen | Differenz In Prozent |
|---------------------------------|--------------------|--------------------|--------------------|--------------------|----------------------|-------------------------|
| ÖkoLinX | 0 | 0,00% | -/- | -/- | 0 | 0,00% |
| Die Humanisten | 2 | 0,27% | -/- | -/- | +2 | +0,27% |
| PARTEI FÜR DIE TIERE | 3 | 0,40% | -/- | -/- | +3 | +0,40% |
| Gesundheitsforschung | 1 | 0,13% | -/- | -/- | +1 | +0,13% |
| Volt | 7 | 0,93% | -/- | -/- | +7 | +0,93% |
| AUF | -/- | -/- | 0 | 0,00% | 0 | 0,00% |
| BüSo | -/- | -/- | 0 | 0,00% | 0 | 0,00% |
| CM | -/- | -/- | 0 | 0,00% | 0 | 0,00% |
| REP | -/- | -/- | 2 | 0,30% | -2 | -0,30% |
| PBC | -/- | -/- | 0 | 0,00% | 0 | 0,00% |
| PRO NRW | -/- | -/- | 1 | 0,15% | -1 | -0,15% |

26.2 Gesamtschule Kaiserplatz

| | EW 2019 | EW 2014 | Differenz |
|-----------------------------------|---------------|---------------|----------------|
| Wahlbeteiligung | 67,75% | 54,35% | +13,40% |
| Wahlberechtigte insgesamt | 1.102 | 1.082 | +20 |
| Wahlberechtigte ohne Sperrvermerk | 797 | 817 | -20 |
| Wahlberechtigte mit Sperrvermerk | 305 | 265 | +40 |
| Wahlberechtigte § 24 Abs. 2 EuWO | 0 | 0 | 0 |
| Wähler insgesamt | 540 | 444 | +96 |
| Wähler mit Wahlschein | 4 | 3 | +1 |
| Ungültige Stimmen | 4 | 5 | -1 |
| Gültige Stimmen | 536 | 439 | +97 |

| | | | | | | | | |
|-------------------|---|---|---|---|--|---|---|---|
| In Prozent |  |  |  |  |  |  |  |  |
| Stimmen | 191 | 63 | 150 | 22 | 22 | 55 | 10 | 23 |
| Partei | CDU | SPD | GRÜNE | AfD | LINKE | FDP | Tiers | Sonstige |

| | | | | | | | | |
|---------------------------|---|---|---|---|--|---|---|---|
| Gewinn In Prozent | | |  | | | | | |
| Verlust In Prozent |  |  | |  | | | | |
| Partei | CDU | SPD | GRÜNE | AfD | LINKE | FDP | Tiers | Sonstige |
| | | | | |  |  |  |  |

| Partei | EW 2019 Stimmen | EW 2019 Prozent | EW 2014 Stimmen | EW 2014 Prozent | Differenz Stimmen | Differenz In Prozent |
|---------------------|--------------------|--------------------|--------------------|--------------------|----------------------|-------------------------|
| CDU | 191 | 35,63% | 200 | 45,56% | -9 | -9,93% |
| SPD | 63 | 11,75% | 82 | 18,68% | -19 | -6,93% |
| GRÜNE | 150 | 27,99% | 51 | 11,62% | +99 | +16,37% |
| AfD | 22 | 4,10% | 25 | 5,69% | -3 | -1,59% |
| DIE LINKE | 22 | 4,10% | 15 | 3,42% | +7 | +0,68% |
| FDP | 55 | 10,26% | 44 | 10,02% | +11 | +0,24% |
| PIRATEN | 0 | 0,00% | 3 | 0,68% | -3 | -0,68% |
| Tierschutzpartei | 10 | 1,87% | 8 | 1,82% | +2 | +0,05% |
| NPD | 0 | 0,00% | 1 | 0,23% | -1 | -0,23% |
| Die PARTEI | 1 | 0,19% | 3 | 0,68% | -2 | -0,49% |
| FAMILIE | 0 | 0,00% | 2 | 0,46% | -2 | -0,46% |
| FREIE WÄHLER | 2 | 0,37% | 3 | 0,68% | -1 | -0,31% |
| Volksabstimmung | 1 | 0,19% | 0 | 0,00% | +1 | +0,19% |
| ÖDP | 2 | 0,37% | 0 | 0,00% | +2 | +0,37% |
| DKP | 0 | 0,00% | 0 | 0,00% | 0 | 0,00% |
| MLPD | 0 | 0,00% | 0 | 0,00% | 0 | 0,00% |
| BP | 0 | 0,00% | 0 | 0,00% | 0 | 0,00% |
| SGP | 0 | 0,00% | 0 | 0,00% | 0 | 0,00% |
| TIERSCHUTZ hier! | 2 | 0,37% | -/- | -/- | +2 | +0,37% |
| Tierschutzallianz | 1 | 0,19% | -/- | -/- | +1 | +0,19% |
| Bündnis C | 0 | 0,00% | -/- | -/- | 0 | 0,00% |
| BIG | 0 | 0,00% | -/- | -/- | 0 | 0,00% |
| BGE | 0 | 0,00% | -/- | -/- | 0 | 0,00% |
| DIE DIREKTE! | 0 | 0,00% | -/- | -/- | 0 | 0,00% |
| DiEM25 | 3 | 0,56% | -/- | -/- | +3 | +0,56% |
| III. Weg | 0 | 0,00% | -/- | -/- | 0 | 0,00% |
| Die Grauen | 1 | 0,19% | -/- | -/- | +1 | +0,19% |
| DIE RECHTE | 0 | 0,00% | -/- | -/- | 0 | 0,00% |
| DIE VIOLETTEN | 0 | 0,00% | -/- | -/- | 0 | 0,00% |
| LIEBE | 0 | 0,00% | -/- | -/- | 0 | 0,00% |
| DIE FRAUEN | 0 | 0,00% | -/- | -/- | 0 | 0,00% |
| Graue Panther | 1 | 0,19% | -/- | -/- | +1 | +0,19% |
| LKR | 2 | 0,37% | -/- | -/- | +2 | +0,37% |
| MENSCHLICHE WELT | 1 | 0,19% | -/- | -/- | +1 | +0,19% |
| NL | 0 | 0,00% | -/- | -/- | 0 | 0,00% |

| Partei | EW 2019 Stimmen | EW 2019 Prozent | EW 2014 Stimmen | EW 2014 Prozent | Differenz Stimmen | Differenz In Prozent |
|---------------------------------|--------------------|--------------------|--------------------|--------------------|----------------------|-------------------------|
| ÖkoLinX | 0 | 0,00% | -/- | -/- | 0 | 0,00% |
| Die Humanisten | 0 | 0,00% | -/- | -/- | 0 | 0,00% |
| PARTEI FÜR DIE TIERE | 3 | 0,56% | -/- | -/- | +3 | +0,56% |
| Gesundheitsforschung | 1 | 0,19% | -/- | -/- | +1 | +0,19% |
| Volt | 2 | 0,37% | -/- | -/- | +2 | +0,37% |
| AUF | -/- | -/- | 0 | 0,00% | 0 | 0,00% |
| BüSo | -/- | -/- | 0 | 0,00% | 0 | 0,00% |
| CM | -/- | -/- | 0 | 0,00% | 0 | 0,00% |
| REP | -/- | -/- | 1 | 0,23% | -1 | -0,23% |
| PBC | -/- | -/- | 0 | 0,00% | 0 | 0,00% |
| PRO NRW | -/- | -/- | 1 | 0,23% | -1 | -0,23% |

26.3 Gesamtschule Kaiserplatz

| | EW 2019 | EW 2014 | Differenz |
|-----------------------------------|---------------|---------------|---------------|
| Wahlbeteiligung | 64,73% | 55,56% | +9,17% |
| Wahlberechtigte insgesamt | 1.098 | 1.046 | +52 |
| Wahlberechtigte ohne Sperrvermerk | 845 | 855 | -10 |
| Wahlberechtigte mit Sperrvermerk | 253 | 191 | +62 |
| Wahlberechtigte § 24 Abs. 2 EuWO | 0 | 0 | 0 |
| Wähler insgesamt | 547 | 475 | +72 |
| Wähler mit Wahlschein | 0 | 0 | 0 |
| Ungültige Stimmen | 2 | 5 | -3 |
| Gültige Stimmen | 545 | 470 | +75 |

| In Prozent | 22,57% | 15,78% | 34,68% | 6,24% | 3,67% | 7,34% | 2,94% | 6,79% |
|------------|--------|--------|--------|-------|-------|-------|-------|----------|
| Stimmen | 123 | 86 | 189 | 34 | 20 | 40 | 16 | 37 |
| Partei | CDU | SPD | GRÜNE | AfD | LINKE | FDP | Tiers | Sonstige |

| | | | | | | | | |
|--------------------|--------|---------|---------|--------|--------|--------|--------|----------|
| Gewinn In Prozent | | | +18,51% | +0,71% | | +1,60% | +2,30% | +0,41% |
| Verlust In Prozent | -8,07% | -14,43% | | | -1,01% | | | |
| Partei | CDU | SPD | GRÜNE | AfD | LINKE | FDP | Tiers | Sonstige |

| Partei | EW 2019 Stimmen | EW 2019 Prozent | EW 2014 Stimmen | EW 2014 Prozent | Differenz Stimmen | Differenz In Prozent |
|---------------------|--------------------|--------------------|--------------------|--------------------|----------------------|-------------------------|
| CDU | 123 | 22,57% | 144 | 30,64% | -21 | -8,07% |
| SPD | 86 | 15,78% | 142 | 30,21% | -56 | -14,43% |
| GRÜNE | 189 | 34,68% | 76 | 16,17% | +113 | +18,51% |
| AfD | 34 | 6,24% | 26 | 5,53% | +8 | +0,71% |
| DIE LINKE | 20 | 3,67% | 22 | 4,68% | -2 | -1,01% |
| FDP | 40 | 7,34% | 27 | 5,74% | +13 | +1,60% |
| PIRATEN | 2 | 0,37% | 10 | 2,13% | -8 | -1,76% |
| Tierschutzpartei | 16 | 2,94% | 3 | 0,64% | +13 | +2,30% |
| NPD | 0 | 0,00% | 4 | 0,85% | -4 | -0,85% |
| Die PARTEI | 11 | 2,02% | 9 | 1,91% | +2 | +0,11% |
| FAMILIE | 1 | 0,18% | 0 | 0,00% | +1 | +0,18% |
| FREIE WÄHLER | 2 | 0,37% | 2 | 0,43% | 0 | -0,06% |
| Volksabstimmung | 1 | 0,18% | 2 | 0,43% | -1 | -0,25% |
| ÖDP | 1 | 0,18% | 1 | 0,21% | 0 | -0,03% |
| DKP | 0 | 0,00% | 0 | 0,00% | 0 | 0,00% |
| MLPD | 1 | 0,18% | 0 | 0,00% | +1 | +0,18% |
| BP | 1 | 0,18% | 0 | 0,00% | +1 | +0,18% |
| SGP | 0 | 0,00% | 0 | 0,00% | 0 | 0,00% |
| TIERSCHUTZ hier! | 1 | 0,18% | -/- | -/- | +1 | +0,18% |
| Tierschutzallianz | 1 | 0,18% | -/- | -/- | +1 | +0,18% |
| Bündnis C | 0 | 0,00% | -/- | -/- | 0 | 0,00% |
| BIG | 1 | 0,18% | -/- | -/- | +1 | +0,18% |
| BGE | 0 | 0,00% | -/- | -/- | 0 | 0,00% |
| DIE DIREKTE! | 1 | 0,18% | -/- | -/- | +1 | +0,18% |
| DiEM25 | 3 | 0,55% | -/- | -/- | +3 | +0,55% |
| III. Weg | 0 | 0,00% | -/- | -/- | 0 | 0,00% |
| Die Grauen | 2 | 0,37% | -/- | -/- | +2 | +0,37% |
| DIE RECHTE | 0 | 0,00% | -/- | -/- | 0 | 0,00% |
| DIE VIOLETTEN | 0 | 0,00% | -/- | -/- | 0 | 0,00% |
| LIEBE | 2 | 0,37% | -/- | -/- | +2 | +0,37% |
| DIE FRAUEN | 0 | 0,00% | -/- | -/- | 0 | 0,00% |
| Graue Panther | 1 | 0,18% | -/- | -/- | +1 | +0,18% |
| LKR | 0 | 0,00% | -/- | -/- | 0 | 0,00% |
| MENSCHLICHE WELT | 1 | 0,18% | -/- | -/- | +1 | +0,18% |
| NL | 0 | 0,00% | -/- | -/- | 0 | 0,00% |

| Partei | EW 2019 Stimmen | EW 2019 Prozent | EW 2014 Stimmen | EW 2014 Prozent | Differenz Stimmen | Differenz In Prozent |
|---------------------------------|--------------------|--------------------|--------------------|--------------------|----------------------|-------------------------|
| ÖkoLinX | 1 | 0,18% | -/- | -/- | +1 | +0,18% |
| Die Humanisten | 2 | 0,37% | -/- | -/- | +2 | +0,37% |
| PARTEI FÜR DIE TIERE | 0 | 0,00% | -/- | -/- | 0 | 0,00% |
| Gesundheitsforschung | 0 | 0,00% | -/- | -/- | 0 | 0,00% |
| Volt | 1 | 0,18% | -/- | -/- | +1 | +0,18% |
| AUF | -/- | -/- | 0 | 0,00% | 0 | 0,00% |
| BüSo | -/- | -/- | 0 | 0,00% | 0 | 0,00% |
| CM | -/- | -/- | 0 | 0,00% | 0 | 0,00% |
| REP | -/- | -/- | 2 | 0,43% | -2 | -0,43% |
| PBC | -/- | -/- | 0 | 0,00% | 0 | 0,00% |
| PRO NRW | -/- | -/- | 0 | 0,00% | 0 | 0,00% |

26.4 Pfarrheim Herz Jesu

| | EW 2019 | EW 2014 | Differenz |
|-----------------------------------|---------------|---------------|----------------|
| Wahlbeteiligung | 73,34% | 61,20% | +12,14% |
| Wahlberechtigte insgesamt | 1.010 | 1.016 | -6 |
| Wahlberechtigte ohne Sperrvermerk | 724 | 781 | -57 |
| Wahlberechtigte mit Sperrvermerk | 286 | 235 | +51 |
| Wahlberechtigte § 24 Abs. 2 EuWO | 0 | 0 | 0 |
| Wähler insgesamt | 531 | 478 | +53 |
| Wähler mit Wahlschein | 6 | 3 | +3 |
| Ungültige Stimmen | 0 | 2 | -2 |
| Gültige Stimmen | 531 | 476 | +55 |

| | | | | | | | | |
|-------------------|------------|------------|--------------|------------|--------------|------------|---------------|-----------------|
| In Prozent | 35,22% | 11,11% | 28,44% | 3,58% | 1,51% | 13,75% | 2,07% | 4,33% |
| Stimmen | 187 | 59 | 151 | 19 | 8 | 73 | 11 | 23 |
| Partei | CDU | SPD | GRÜNE | AfD | LINKE | FDP | PARTEI | Sonstige |

| | | | | | | | | |
|---------------------------|------------|------------|--------------|------------|--------------|------------|---------------|-----------------|
| Gewinn In Prozent | | | +21,09% | | +1,30% | +2,20% | +1,86% | +2,02% |
| Verlust In Prozent | -11,84% | -10,53% | | -6,08% | | | | |
| Partei | CDU | SPD | GRÜNE | AfD | LINKE | FDP | PARTEI | Sonstige |

| Partei | EW 2019 Stimmen | EW 2019 Prozent | EW 2014 Stimmen | EW 2014 Prozent | Differenz Stimmen | Differenz In Prozent |
|---------------------|--------------------|--------------------|--------------------|--------------------|----------------------|-------------------------|
| CDU | 187 | 35,22% | 224 | 47,06% | -37 | -11,84% |
| SPD | 59 | 11,11% | 103 | 21,64% | -44 | -10,53% |
| GRÜNE | 151 | 28,44% | 35 | 7,35% | +116 | +21,09% |
| AfD | 19 | 3,58% | 46 | 9,66% | -27 | -6,08% |
| DIE LINKE | 8 | 1,51% | 1 | 0,21% | +7 | +1,30% |
| FDP | 73 | 13,75% | 55 | 11,55% | +18 | +2,20% |
| PIRATEN | 1 | 0,19% | 5 | 1,05% | -4 | -0,86% |
| Tierschutzpartei | 2 | 0,38% | 2 | 0,42% | 0 | -0,04% |
| NPD | 3 | 0,56% | 0 | 0,00% | +3 | +0,56% |
| Die PARTEI | 11 | 2,07% | 1 | 0,21% | +10 | +1,86% |
| FAMILIE | 1 | 0,19% | 2 | 0,42% | -1 | -0,23% |
| FREIE WÄHLER | 2 | 0,38% | 1 | 0,21% | +1 | +0,17% |
| Volksabstimmung | 0 | 0,00% | 0 | 0,00% | 0 | 0,00% |
| ÖDP | 2 | 0,38% | 1 | 0,21% | +1 | +0,17% |
| DKP | 1 | 0,19% | 0 | 0,00% | +1 | +0,19% |
| MLPD | 0 | 0,00% | 0 | 0,00% | 0 | 0,00% |
| BP | 0 | 0,00% | 0 | 0,00% | 0 | 0,00% |
| SGP | 0 | 0,00% | 0 | 0,00% | 0 | 0,00% |
| TIERSCHUTZ hier! | 1 | 0,19% | -/- | -/- | +1 | +0,19% |
| Tierschutzallianz | 0 | 0,00% | -/- | -/- | 0 | 0,00% |
| Bündnis C | 0 | 0,00% | -/- | -/- | 0 | 0,00% |
| BIG | 0 | 0,00% | -/- | -/- | 0 | 0,00% |
| BGE | 0 | 0,00% | -/- | -/- | 0 | 0,00% |
| DIE DIREKTE! | 0 | 0,00% | -/- | -/- | 0 | 0,00% |
| DiEM25 | 2 | 0,38% | -/- | -/- | +2 | +0,38% |
| III. Weg | 0 | 0,00% | -/- | -/- | 0 | 0,00% |
| Die Grauen | 0 | 0,00% | -/- | -/- | 0 | 0,00% |
| DIE RECHTE | 0 | 0,00% | -/- | -/- | 0 | 0,00% |
| DIE VIOLETTEN | 0 | 0,00% | -/- | -/- | 0 | 0,00% |
| LIEBE | 1 | 0,19% | -/- | -/- | +1 | +0,19% |
| DIE FRAUEN | 1 | 0,19% | -/- | -/- | +1 | +0,19% |
| Graue Panther | 0 | 0,00% | -/- | -/- | 0 | 0,00% |
| LKR | 1 | 0,19% | -/- | -/- | +1 | +0,19% |
| MENSCHLICHE WELT | 0 | 0,00% | -/- | -/- | 0 | 0,00% |
| NL | 0 | 0,00% | -/- | -/- | 0 | 0,00% |

| Partei | EW 2019 Stimmen | EW 2019 Prozent | EW 2014 Stimmen | EW 2014 Prozent | Differenz Stimmen | Differenz In Prozent |
|---------------------------------|--------------------|--------------------|--------------------|--------------------|----------------------|-------------------------|
| ÖkoLinX | 0 | 0,00% | -/- | -/- | 0 | 0,00% |
| Die Humanisten | 1 | 0,19% | -/- | -/- | +1 | +0,19% |
| PARTEI FÜR DIE TIERE | 0 | 0,00% | -/- | -/- | 0 | 0,00% |
| Gesundheitsforschung | 1 | 0,19% | -/- | -/- | +1 | +0,19% |
| Volt | 3 | 0,56% | -/- | -/- | +3 | +0,56% |
| AUF | -/- | -/- | 0 | 0,00% | 0 | 0,00% |
| BüSo | -/- | -/- | 0 | 0,00% | 0 | 0,00% |
| CM | -/- | -/- | 0 | 0,00% | 0 | 0,00% |
| REP | -/- | -/- | 0 | 0,00% | 0 | 0,00% |
| PBC | -/- | -/- | 0 | 0,00% | 0 | 0,00% |
| PRO NRW | -/- | -/- | 0 | 0,00% | 0 | 0,00% |

26.5 Edith-Stein-Schule

| | EW 2019 | EW 2014 | Differenz |
|-----------------------------------|---------------|---------------|----------------|
| Wahlbeteiligung | 48,66% | 37,71% | +10,95% |
| Wahlberechtigte insgesamt | 754 | 754 | 0 |
| Wahlberechtigte ohne Sperrvermerk | 635 | 655 | -20 |
| Wahlberechtigte mit Sperrvermerk | 119 | 99 | +20 |
| Wahlberechtigte § 24 Abs. 2 EuWO | 0 | 0 | 0 |
| Wähler insgesamt | 309 | 247 | +62 |
| Wähler mit Wahlschein | 0 | 1 | -1 |
| Ungültige Stimmen | 5 | 5 | 0 |
| Gültige Stimmen | 304 | 242 | +62 |

| | | | | | | | | |
|-------------------|------------|------------|--------------|------------|--------------|------------|--------------|-----------------|
| In Prozent | 21,05% | 25,99% | 20,07% | 12,17% | 5,59% | 5,92% | 2,30% | 6,91% |
| Stimmen | 64 | 79 | 61 | 37 | 17 | 18 | 7 | 21 |
| Partei | CDU | SPD | GRÜNE | AfD | LINKE | FDP | Tiers | Sonstige |

| | | | | | | | | |
|-------------------------------|------------|------------|--------------|------------|--------------|------------|--------------|-----------------|
| Gewinn In Prozent | | | +11,39% | +8,04% | +0,63% | +4,27% | +1,47% | +0,71% |
| Verlust In Prozent | -6,22% | -20,29% | | | | | | |
| Partei | CDU | SPD | GRÜNE | AfD | LINKE | FDP | Tiers | Sonstige |

| Partei | EW 2019 Stimmen | EW 2019 Prozent | EW 2014 Stimmen | EW 2014 Prozent | Differenz Stimmen | Differenz In Prozent |
|---------------------|--------------------|--------------------|--------------------|--------------------|----------------------|-------------------------|
| CDU | 64 | 21,05% | 66 | 27,27% | -2 | -6,22% |
| SPD | 79 | 25,99% | 112 | 46,28% | -33 | -20,29% |
| GRÜNE | 61 | 20,07% | 21 | 8,68% | +40 | +11,39% |
| AfD | 37 | 12,17% | 10 | 4,13% | +27 | +8,04% |
| DIE LINKE | 17 | 5,59% | 12 | 4,96% | +5 | +0,63% |
| FDP | 18 | 5,92% | 4 | 1,65% | +14 | +4,27% |
| PIRATEN | 4 | 1,32% | 4 | 1,65% | 0 | -0,33% |
| Tierschutzpartei | 7 | 2,30% | 2 | 0,83% | +5 | +1,47% |
| NPD | 2 | 0,66% | 4 | 1,65% | -2 | -0,99% |
| Die PARTEI | 7 | 2,30% | 2 | 0,83% | +5 | +1,47% |
| FAMILIE | 2 | 0,66% | 0 | 0,00% | +2 | +0,66% |
| FREIE WÄHLER | 2 | 0,66% | 1 | 0,41% | +1 | +0,25% |
| Volksabstimmung | 0 | 0,00% | 1 | 0,41% | -1 | -0,41% |
| ÖDP | 2 | 0,66% | 2 | 0,83% | 0 | -0,17% |
| DKP | 0 | 0,00% | 0 | 0,00% | 0 | 0,00% |
| MLPD | 0 | 0,00% | 0 | 0,00% | 0 | 0,00% |
| BP | 0 | 0,00% | 0 | 0,00% | 0 | 0,00% |
| SGP | 0 | 0,00% | 0 | 0,00% | 0 | 0,00% |
| TIERSCHUTZ hier! | 1 | 0,33% | -/- | -/- | +1 | +0,33% |
| Tierschutzallianz | 1 | 0,33% | -/- | -/- | +1 | +0,33% |
| Bündnis C | 0 | 0,00% | -/- | -/- | 0 | 0,00% |
| BIG | 0 | 0,00% | -/- | -/- | 0 | 0,00% |
| BGE | 0 | 0,00% | -/- | -/- | 0 | 0,00% |
| DIE DIREKTE! | 0 | 0,00% | -/- | -/- | 0 | 0,00% |
| DiEM25 | 0 | 0,00% | -/- | -/- | 0 | 0,00% |
| III. Weg | 0 | 0,00% | -/- | -/- | 0 | 0,00% |
| Die Grauen | 0 | 0,00% | -/- | -/- | 0 | 0,00% |
| DIE RECHTE | 0 | 0,00% | -/- | -/- | 0 | 0,00% |
| DIE VIOLETTEN | 0 | 0,00% | -/- | -/- | 0 | 0,00% |
| LIEBE | 0 | 0,00% | -/- | -/- | 0 | 0,00% |
| DIE FRAUEN | 0 | 0,00% | -/- | -/- | 0 | 0,00% |
| Graue Panther | 0 | 0,00% | -/- | -/- | 0 | 0,00% |
| LKR | 0 | 0,00% | -/- | -/- | 0 | 0,00% |
| MENSCHLICHE WELT | 0 | 0,00% | -/- | -/- | 0 | 0,00% |
| NL | 0 | 0,00% | -/- | -/- | 0 | 0,00% |

| Partei | EW 2019 Stimmen | EW 2019 Prozent | EW 2014 Stimmen | EW 2014 Prozent | Differenz Stimmen | Differenz In Prozent |
|---------------------------------|--------------------|--------------------|--------------------|--------------------|----------------------|-------------------------|
| ÖkoLinX | 0 | 0,00% | -/- | -/- | 0 | 0,00% |
| Die Humanisten | 0 | 0,00% | -/- | -/- | 0 | 0,00% |
| PARTEI FÜR DIE TIERE | 0 | 0,00% | -/- | -/- | 0 | 0,00% |
| Gesundheitsforschung | 0 | 0,00% | -/- | -/- | 0 | 0,00% |
| Volt | 0 | 0,00% | -/- | -/- | 0 | 0,00% |
| AUF | -/- | -/- | 0 | 0,00% | 0 | 0,00% |
| BüSo | -/- | -/- | 0 | 0,00% | 0 | 0,00% |
| CM | -/- | -/- | 0 | 0,00% | 0 | 0,00% |
| REP | -/- | -/- | 0 | 0,00% | 0 | 0,00% |
| PBC | -/- | -/- | 0 | 0,00% | 0 | 0,00% |
| PRO NRW | -/- | -/- | 1 | 0,41% | -1 | -0,41% |

26.9 Briefwahlbezirk 26

| | EW 2019 | EW 2014 | Differenz |
|-----------------------|---------|---------|-----------|
| Wähler mit Wahrschein | 1.189 | 962 | +227 |
| Ungültige Stimmen | 14 | 22 | -8 |
| Gültige Stimmen | 1.175 | 940 | +235 |

| | | | | | | | | |
|-------------------|------------|------------|--------------|------------|--------------|------------|--------------|-----------------|
| In Prozent | 39,23% | 16,09% | 21,62% | 5,19% | 1,36% | 10,30% | 1,19% | 5,02% |
| Stimmen | 461 | 189 | 254 | 61 | 16 | 121 | 14 | 59 |
| Partei | CDU | SPD | GRÜNE | AfD | LINKE | FDP | Tiers | Sonstige |

| | | | | | | | | |
|---------------------------|------------|------------|--------------|------------|--------------|------------|--------------|-----------------|
| Gewinn In Prozent | | | +15,34% | | | +1,68% | | +1,62% |
| Verlust In Prozent | -7,79% | -7,74% | | -1,94% | -0,98% | | -0,19% | |
| Partei | CDU | SPD | GRÜNE | AfD | LINKE | FDP | Tiers | Sonstige |

| Partei | EW 2019 Stimmen | EW 2019 Prozent | EW 2014 Stimmen | EW 2014 Prozent | Differenz Stimmen | Differenz In Prozent |
|--------------------------|--------------------|--------------------|--------------------|--------------------|----------------------|-------------------------|
| CDU | 461 | 39,23% | 442 | 47,02% | +19 | -7,79% |
| SPD | 189 | 16,09% | 224 | 23,83% | -35 | -7,74% |
| GRÜNE | 254 | 21,62% | 59 | 6,28% | +195 | +15,34% |
| AfD | 61 | 5,19% | 67 | 7,13% | -6 | -1,94% |
| DIE LINKE | 16 | 1,36% | 22 | 2,34% | -6 | -0,98% |
| FDP | 121 | 10,30% | 81 | 8,62% | +40 | +1,68% |
| PIRATEN | 1 | 0,09% | 9 | 0,96% | -8 | -0,87% |
| Tierschutzpartei | 14 | 1,19% | 13 | 1,38% | +1 | -0,19% |
| NPD | 0 | 0,00% | 2 | 0,21% | -2 | -0,21% |
| Die PARTEI | 12 | 1,02% | 5 | 0,53% | +7 | +0,49% |
| FAMILIE | 2 | 0,17% | 0 | 0,00% | +2 | +0,17% |
| FREIE WÄHLER | 5 | 0,43% | 4 | 0,43% | +1 | 0,00% |
| Volksabstimmung | 2 | 0,17% | 4 | 0,43% | -2 | -0,26% |
| ÖDP | 7 | 0,60% | 1 | 0,11% | +6 | +0,49% |
| DKP | 0 | 0,00% | 0 | 0,00% | 0 | 0,00% |
| MLPD | 0 | 0,00% | 0 | 0,00% | 0 | 0,00% |
| BP | 1 | 0,09% | 0 | 0,00% | +1 | +0,09% |
| SGP | 0 | 0,00% | 0 | 0,00% | 0 | 0,00% |
| TIERSCHUTZ hier! | 4 | 0,34% | -/- | -/- | +4 | +0,34% |
| Tierschutzallianz | 0 | 0,00% | -/- | -/- | 0 | 0,00% |
| Bündnis C | 0 | 0,00% | -/- | -/- | 0 | 0,00% |
| BIG | 0 | 0,00% | -/- | -/- | 0 | 0,00% |
| BGE | 0 | 0,00% | -/- | -/- | 0 | 0,00% |
| DIE DIREKTE! | 0 | 0,00% | -/- | -/- | 0 | 0,00% |
| DiEM25 | 5 | 0,43% | -/- | -/- | +5 | +0,43% |
| III. Weg | 0 | 0,00% | -/- | -/- | 0 | 0,00% |
| Die Grauen | 2 | 0,17% | -/- | -/- | +2 | +0,17% |
| DIE RECHTE | 0 | 0,00% | -/- | -/- | 0 | 0,00% |
| DIE VIOLETTEN | 0 | 0,00% | -/- | -/- | 0 | 0,00% |
| LIEBE | 0 | 0,00% | -/- | -/- | 0 | 0,00% |
| DIE FRAUEN | 1 | 0,09% | -/- | -/- | +1 | +0,09% |
| Graue Panther | 2 | 0,17% | -/- | -/- | +2 | +0,17% |
| LKR | 3 | 0,26% | -/- | -/- | +3 | +0,26% |
| MENSCHLICHE WELT | 0 | 0,00% | -/- | -/- | 0 | 0,00% |
| NL | 2 | 0,17% | -/- | -/- | +2 | +0,17% |

| Partei | EW 2019 Stimmen | EW 2019 Prozent | EW 2014 Stimmen | EW 2014 Prozent | Differenz Stimmen | Differenz In Prozent |
|---------------------------------|--------------------|--------------------|--------------------|--------------------|----------------------|-------------------------|
| ÖkoLinX | 0 | 0,00% | -/- | -/- | 0 | 0,00% |
| Die Humanisten | 0 | 0,00% | -/- | -/- | 0 | 0,00% |
| PARTEI FÜR DIE TIERE | 2 | 0,17% | -/- | -/- | +2 | +0,17% |
| Gesundheitsforschung | 0 | 0,00% | -/- | -/- | 0 | 0,00% |
| Volt | 8 | 0,68% | -/- | -/- | +8 | +0,68% |
| AUF | -/- | -/- | 1 | 0,11% | -1 | -0,11% |
| BüSo | -/- | -/- | 0 | 0,00% | 0 | 0,00% |
| CM | -/- | -/- | 0 | 0,00% | 0 | 0,00% |
| REP | -/- | -/- | 2 | 0,21% | -2 | -0,21% |
| PBC | -/- | -/- | 0 | 0,00% | 0 | 0,00% |
| PRO NRW | -/- | -/- | 4 | 0,43% | -4 | -0,43% |

27.1 Gemeindezentrum Pauluskirche

| | EW 2019 | EW 2014 | Differenz |
|-----------------------------------|---------------|---------------|---------------|
| Wahlbeteiligung | 30,76% | 22,24% | +8,52% |
| Wahlberechtigte insgesamt | 729 | 776 | -47 |
| Wahlberechtigte ohne Sperrvermerk | 673 | 733 | -60 |
| Wahlberechtigte mit Sperrvermerk | 56 | 43 | +13 |
| Wahlberechtigte § 24 Abs. 2 EuWO | 0 | 0 | 0 |
| Wähler insgesamt | 207 | 163 | +44 |
| Wähler mit Wahlschein | 0 | 0 | 0 |
| Ungültige Stimmen | 2 | 2 | 0 |
| Gültige Stimmen | 205 | 161 | +44 |

| | | | | | | | | |
|-------------------|------------|------------|--------------|------------|--------------|------------|---------------|-----------------|
| In Prozent | 16,10% | 19,51% | 21,46% | 11,71% | 8,29% | 1,95% | 7,80% | 13,17% |
| Stimmen | 33 | 40 | 44 | 24 | 17 | 4 | 16 | 27 |
| Partei | CDU | SPD | GRÜNE | AfD | LINKE | FDP | PARTEI | Sonstige |

| | | | | | | | | |
|---------------------------|------------|------------|--------------|------------|--------------|------------|---------------|-----------------|
| Gewinn In Prozent | | | +10,28% | +4,26% | | | +6,56% | +2,61% |
| Verlust In Prozent | -6,26% | -11,55% | | | -3,51% | -2,40% | | |
| Partei | CDU | SPD | GRÜNE | AfD | LINKE | FDP | PARTEI | Sonstige |

| Partei | EW 2019 Stimmen | EW 2019 Prozent | EW 2014 Stimmen | EW 2014 Prozent | Differenz Stimmen | Differenz In Prozent |
|---------------------|--------------------|--------------------|--------------------|--------------------|----------------------|-------------------------|
| CDU | 33 | 16,10% | 36 | 22,36% | -3 | -6,26% |
| SPD | 40 | 19,51% | 50 | 31,06% | -10 | -11,55% |
| GRÜNE | 44 | 21,46% | 18 | 11,18% | +26 | +10,28% |
| AfD | 24 | 11,71% | 12 | 7,45% | +12 | +4,26% |
| DIE LINKE | 17 | 8,29% | 19 | 11,80% | -2 | -3,51% |
| FDP | 4 | 1,95% | 7 | 4,35% | -3 | -2,40% |
| PIRATEN | 7 | 3,41% | 4 | 2,48% | +3 | +0,93% |
| Tierschutzpartei | 10 | 4,88% | 2 | 1,24% | +8 | +3,64% |
| NPD | 0 | 0,00% | 5 | 3,11% | -5 | -3,11% |
| Die PARTEI | 16 | 7,80% | 2 | 1,24% | +14 | +6,56% |
| FAMILIE | 0 | 0,00% | 1 | 0,62% | -1 | -0,62% |
| FREIE WÄHLER | 1 | 0,49% | 0 | 0,00% | +1 | +0,49% |
| Volksabstimmung | 0 | 0,00% | 0 | 0,00% | 0 | 0,00% |
| ÖDP | 1 | 0,49% | 2 | 1,24% | -1 | -0,75% |
| DKP | 0 | 0,00% | 0 | 0,00% | 0 | 0,00% |
| MLPD | 0 | 0,00% | 0 | 0,00% | 0 | 0,00% |
| BP | 0 | 0,00% | 0 | 0,00% | 0 | 0,00% |
| SGP | 0 | 0,00% | 1 | 0,62% | -1 | -0,62% |
| TIERSCHUTZ hier! | 1 | 0,49% | -/- | -/- | +1 | +0,49% |
| Tierschutzallianz | 0 | 0,00% | -/- | -/- | 0 | 0,00% |
| Bündnis C | 0 | 0,00% | -/- | -/- | 0 | 0,00% |
| BIG | 1 | 0,49% | -/- | -/- | +1 | +0,49% |
| BGE | 1 | 0,49% | -/- | -/- | +1 | +0,49% |
| DIE DIREKTE! | 0 | 0,00% | -/- | -/- | 0 | 0,00% |
| DiEM25 | 0 | 0,00% | -/- | -/- | 0 | 0,00% |
| III. Weg | 0 | 0,00% | -/- | -/- | 0 | 0,00% |
| Die Grauen | 1 | 0,49% | -/- | -/- | +1 | +0,49% |
| DIE RECHTE | 0 | 0,00% | -/- | -/- | 0 | 0,00% |
| DIE VIOLETTEN | 0 | 0,00% | -/- | -/- | 0 | 0,00% |
| LIEBE | 0 | 0,00% | -/- | -/- | 0 | 0,00% |
| DIE FRAUEN | 0 | 0,00% | -/- | -/- | 0 | 0,00% |
| Graue Panther | 1 | 0,49% | -/- | -/- | +1 | +0,49% |
| LKR | 0 | 0,00% | -/- | -/- | 0 | 0,00% |
| MENSCHLICHE WELT | 0 | 0,00% | -/- | -/- | 0 | 0,00% |
| NL | 0 | 0,00% | -/- | -/- | 0 | 0,00% |

| Partei | EW 2019 Stimmen | EW 2019 Prozent | EW 2014 Stimmen | EW 2014 Prozent | Differenz Stimmen | Differenz In Prozent |
|---------------------------------|--------------------|--------------------|--------------------|--------------------|----------------------|-------------------------|
| ÖkoLinX | 0 | 0,00% | -/- | -/- | 0 | 0,00% |
| Die Humanisten | 0 | 0,00% | -/- | -/- | 0 | 0,00% |
| PARTEI FÜR DIE TIERE | 0 | 0,00% | -/- | -/- | 0 | 0,00% |
| Gesundheitsforschung | 0 | 0,00% | -/- | -/- | 0 | 0,00% |
| Volt | 3 | 1,46% | -/- | -/- | +3 | +1,46% |
| AUF | -/- | -/- | 0 | 0,00% | 0 | 0,00% |
| BüSo | -/- | -/- | 0 | 0,00% | 0 | 0,00% |
| CM | -/- | -/- | 0 | 0,00% | 0 | 0,00% |
| REP | -/- | -/- | 0 | 0,00% | 0 | 0,00% |
| PBC | -/- | -/- | 0 | 0,00% | 0 | 0,00% |
| PRO NRW | -/- | -/- | 2 | 1,24% | -2 | -1,24% |

27.3 Seniorenzentrum Krefeld e.V.

| | EW 2019 | EW 2014 | Differenz |
|-----------------------------------|---------------|---------------|---------------|
| Wahlbeteiligung | 73,75% | 64,39% | +9,36% |
| Wahlberechtigte insgesamt | 1.721 | 1.740 | -19 |
| Wahlberechtigte ohne Sperrvermerk | 1.295 | 1.407 | -112 |
| Wahlberechtigte mit Sperrvermerk | 426 | 333 | +93 |
| Wahlberechtigte § 24 Abs. 2 EuWO | 0 | 0 | 0 |
| Wähler insgesamt | 955 | 906 | +49 |
| Wähler mit Wahlschein | 4 | 1 | +3 |
| Ungültige Stimmen | 2 | 8 | -6 |
| Gültige Stimmen | 953 | 898 | +55 |

| | CDU | SPD | GRÜNE | AfD | LINKE | FDP | PARTEI | Sonstige |
|-------------------|------------|------------|--------------|------------|--------------|------------|---------------|-----------------|
| In Prozent | 34,21% | 13,01% | 27,60% | 6,61% | 2,52% | 9,34% | 1,68% | 5,04% |
| Stimmen | 326 | 124 | 263 | 63 | 24 | 89 | 16 | 48 |
| Partei | CDU | SPD | GRÜNE | AfD | LINKE | FDP | PARTEI | Sonstige |

| | CDU | SPD | GRÜNE | AfD | LINKE | FDP | PARTEI | Sonstige |
|---------------------------|------------|------------|--------------|------------|--------------|------------|---------------|-----------------|
| Gewinn In Prozent | | | +13,57% | +1,15% | +0,85% | +0,54% | +1,23% | +1,37% |
| Verlust In Prozent | -7,66% | -11,04% | | | | | | |
| Partei | CDU | SPD | GRÜNE | AfD | LINKE | FDP | PARTEI | Sonstige |

| Partei | EW 2019 Stimmen | EW 2019 Prozent | EW 2014 Stimmen | EW 2014 Prozent | Differenz Stimmen | Differenz In Prozent |
|--------------------------|--------------------|--------------------|--------------------|--------------------|----------------------|-------------------------|
| CDU | 326 | 34,21% | 376 | 41,87% | -50 | -7,66% |
| SPD | 124 | 13,01% | 216 | 24,05% | -92 | -11,04% |
| GRÜNE | 263 | 27,60% | 126 | 14,03% | +137 | +13,57% |
| AfD | 63 | 6,61% | 49 | 5,46% | +14 | +1,15% |
| DIE LINKE | 24 | 2,52% | 15 | 1,67% | +9 | +0,85% |
| FDP | 89 | 9,34% | 79 | 8,80% | +10 | +0,54% |
| PIRATEN | 4 | 0,42% | 8 | 0,89% | -4 | -0,47% |
| Tierschutzpartei | 12 | 1,26% | 7 | 0,78% | +5 | +0,48% |
| NPD | 1 | 0,10% | 0 | 0,00% | +1 | +0,10% |
| Die PARTEI | 16 | 1,68% | 4 | 0,45% | +12 | +1,23% |
| FAMILIE | 4 | 0,42% | 4 | 0,45% | 0 | -0,03% |
| FREIE WÄHLER | 0 | 0,00% | 3 | 0,33% | -3 | -0,33% |
| Volksabstimmung | 1 | 0,10% | 0 | 0,00% | +1 | +0,10% |
| ÖDP | 2 | 0,21% | 2 | 0,22% | 0 | -0,01% |
| DKP | 0 | 0,00% | 0 | 0,00% | 0 | 0,00% |
| MLPD | 0 | 0,00% | 0 | 0,00% | 0 | 0,00% |
| BP | 0 | 0,00% | 0 | 0,00% | 0 | 0,00% |
| SGP | 0 | 0,00% | 0 | 0,00% | 0 | 0,00% |
| TIERSCHUTZ hier! | 3 | 0,31% | -/- | -/- | +3 | +0,31% |
| Tierschutzallianz | 0 | 0,00% | -/- | -/- | 0 | 0,00% |
| Bündnis C | 0 | 0,00% | -/- | -/- | 0 | 0,00% |
| BIG | 0 | 0,00% | -/- | -/- | 0 | 0,00% |
| BGE | 1 | 0,10% | -/- | -/- | +1 | +0,10% |
| DIE DIREKTE! | 1 | 0,10% | -/- | -/- | +1 | +0,10% |
| DiEM25 | 4 | 0,42% | -/- | -/- | +4 | +0,42% |
| III. Weg | 0 | 0,00% | -/- | -/- | 0 | 0,00% |
| Die Grauen | 1 | 0,10% | -/- | -/- | +1 | +0,10% |
| DIE RECHTE | 0 | 0,00% | -/- | -/- | 0 | 0,00% |
| DIE VIOLETTEN | 0 | 0,00% | -/- | -/- | 0 | 0,00% |
| LIEBE | 0 | 0,00% | -/- | -/- | 0 | 0,00% |
| DIE FRAUEN | 0 | 0,00% | -/- | -/- | 0 | 0,00% |
| Graue Panther | 1 | 0,10% | -/- | -/- | +1 | +0,10% |
| LKR | 1 | 0,10% | -/- | -/- | +1 | +0,10% |
| MENSCHLICHE WELT | 0 | 0,00% | -/- | -/- | 0 | 0,00% |
| NL | 0 | 0,00% | -/- | -/- | 0 | 0,00% |

| Partei | EW 2019 Stimmen | EW 2019 Prozent | EW 2014 Stimmen | EW 2014 Prozent | Differenz Stimmen | Differenz In Prozent |
|---------------------------------|--------------------|--------------------|--------------------|--------------------|----------------------|-------------------------|
| ÖkoLinX | 2 | 0,21% | -/- | -/- | +2 | +0,21% |
| Die Humanisten | 1 | 0,10% | -/- | -/- | +1 | +0,10% |
| PARTEI FÜR DIE TIERE | 1 | 0,10% | -/- | -/- | +1 | +0,10% |
| Gesundheitsforschung | 1 | 0,10% | -/- | -/- | +1 | +0,10% |
| Volt | 7 | 0,73% | -/- | -/- | +7 | +0,73% |
| AUF | -/- | -/- | 7 | 0,78% | -7 | -0,78% |
| BüSo | -/- | -/- | 0 | 0,00% | 0 | 0,00% |
| CM | -/- | -/- | 0 | 0,00% | 0 | 0,00% |
| REP | -/- | -/- | 1 | 0,11% | -1 | -0,11% |
| PBC | -/- | -/- | 0 | 0,00% | 0 | 0,00% |
| PRO NRW | -/- | -/- | 1 | 0,11% | -1 | -0,11% |

27.4 Maria-Montessori-Gesamtschule

| | EW 2019 | EW 2014 | Differenz |
|-----------------------------------|---------------|---------------|----------------|
| Wahlbeteiligung | 75,50% | 61,53% | +13,97% |
| Wahlberechtigte insgesamt | 1.338 | 1.336 | +2 |
| Wahlberechtigte ohne Sperrvermerk | 959 | 1.032 | -73 |
| Wahlberechtigte mit Sperrvermerk | 379 | 304 | +75 |
| Wahlberechtigte § 24 Abs. 2 EuWO | 0 | 0 | 0 |
| Wähler insgesamt | 724 | 635 | +89 |
| Wähler mit Wahlschein | 10 | 1 | +9 |
| Ungültige Stimmen | 3 | 2 | +1 |
| Gültige Stimmen | 721 | 633 | +88 |

| In Prozent | 42,72% | 9,29% | 22,47% | 5,69% | 3,61% | 11,37% | 2,08% | 2,77% |
|------------|--------|-------|--------|-------|-------|--------|--------|----------|
| Stimmen | 308 | 67 | 162 | 41 | 26 | 82 | 15 | 20 |
| Partei | CDU | SPD | GRÜNE | AfD | LINKE | FDP | PARTEI | Sonstige |

| | | | | | | | | |
|--------------------|--------|---------|---------|--------|--------|--------|--------|----------|
| Gewinn In Prozent | | | +12,83% | | | | +1,61% | +0,24% |
| Verlust In Prozent | -2,30% | -12,19% | | -0,16% | +1,24% | -1,27% | | |
| Partei | CDU | SPD | GRÜNE | AfD | LINKE | FDP | PARTEI | Sonstige |

| Partei | EW 2019 Stimmen | EW 2019 Prozent | EW 2014 Stimmen | EW 2014 Prozent | Differenz Stimmen | Differenz In Prozent |
|--------------------------|--------------------|--------------------|--------------------|--------------------|----------------------|-------------------------|
| CDU | 308 | 42,72% | 285 | 45,02% | +23 | -2,30% |
| SPD | 67 | 9,29% | 136 | 21,48% | -69 | -12,19% |
| GRÜNE | 162 | 22,47% | 61 | 9,64% | +101 | +12,83% |
| AfD | 41 | 5,69% | 37 | 5,85% | +4 | -0,16% |
| DIE LINKE | 26 | 3,61% | 15 | 2,37% | +11 | +1,24% |
| FDP | 82 | 11,37% | 80 | 12,64% | +2 | -1,27% |
| PIRATEN | 3 | 0,42% | 3 | 0,47% | 0 | -0,05% |
| Tierschutzpartei | 3 | 0,42% | 5 | 0,79% | -2 | -0,37% |
| NPD | 0 | 0,00% | 2 | 0,32% | -2 | -0,32% |
| Die PARTEI | 15 | 2,08% | 3 | 0,47% | +12 | +1,61% |
| FAMILIE | 1 | 0,14% | 0 | 0,00% | +1 | +0,14% |
| FREIE WÄHLER | 2 | 0,28% | 3 | 0,47% | -1 | -0,19% |
| Volksabstimmung | 1 | 0,14% | 0 | 0,00% | +1 | +0,14% |
| ÖDP | 1 | 0,14% | 2 | 0,32% | -1 | -0,18% |
| DKP | 0 | 0,00% | 0 | 0,00% | 0 | 0,00% |
| MLPD | 0 | 0,00% | 0 | 0,00% | 0 | 0,00% |
| BP | 1 | 0,14% | 0 | 0,00% | +1 | +0,14% |
| SGP | 0 | 0,00% | 0 | 0,00% | 0 | 0,00% |
| TIERSCHUTZ hier! | 1 | 0,14% | -/- | -/- | +1 | +0,14% |
| Tierschutzallianz | 0 | 0,00% | -/- | -/- | 0 | 0,00% |
| Bündnis C | 0 | 0,00% | -/- | -/- | 0 | 0,00% |
| BIG | 0 | 0,00% | -/- | -/- | 0 | 0,00% |
| BGE | 0 | 0,00% | -/- | -/- | 0 | 0,00% |
| DIE DIREKTE! | 0 | 0,00% | -/- | -/- | 0 | 0,00% |
| DiEM25 | 4 | 0,55% | -/- | -/- | +4 | +0,55% |
| III. Weg | 0 | 0,00% | -/- | -/- | 0 | 0,00% |
| Die Grauen | 1 | 0,14% | -/- | -/- | +1 | +0,14% |
| DIE RECHTE | 0 | 0,00% | -/- | -/- | 0 | 0,00% |
| DIE VIOLETTEN | 0 | 0,00% | -/- | -/- | 0 | 0,00% |
| LIEBE | 0 | 0,00% | -/- | -/- | 0 | 0,00% |
| DIE FRAUEN | 0 | 0,00% | -/- | -/- | 0 | 0,00% |
| Graue Panther | 0 | 0,00% | -/- | -/- | 0 | 0,00% |
| LKR | 0 | 0,00% | -/- | -/- | 0 | 0,00% |
| MENSCHLICHE WELT | 0 | 0,00% | -/- | -/- | 0 | 0,00% |
| NL | 0 | 0,00% | -/- | -/- | 0 | 0,00% |

| Partei | EW 2019 Stimmen | EW 2019 Prozent | EW 2014 Stimmen | EW 2014 Prozent | Differenz Stimmen | Differenz In Prozent |
|---------------------------------|--------------------|--------------------|--------------------|--------------------|----------------------|-------------------------|
| ÖkoLinX | 0 | 0,00% | -/- | -/- | 0 | 0,00% |
| Die Humanisten | 0 | 0,00% | -/- | -/- | 0 | 0,00% |
| PARTEI FÜR DIE TIERE | 0 | 0,00% | -/- | -/- | 0 | 0,00% |
| Gesundheitsforschung | 0 | 0,00% | -/- | -/- | 0 | 0,00% |
| Volt | 2 | 0,28% | -/- | -/- | +2 | +0,28% |
| AUF | -/- | -/- | 1 | 0,16% | -1 | -0,16% |
| BüSo | -/- | -/- | 0 | 0,00% | 0 | 0,00% |
| CM | -/- | -/- | 0 | 0,00% | 0 | 0,00% |
| REP | -/- | -/- | 0 | 0,00% | 0 | 0,00% |
| PBC | -/- | -/- | 0 | 0,00% | 0 | 0,00% |
| PRO NRW | -/- | -/- | 0 | 0,00% | 0 | 0,00% |

27.5 Bismarckschule

| | EW 2019 | EW 2014 | Differenz |
|-----------------------------------|---------------|---------------|----------------|
| Wahlbeteiligung | 62,19% | 51,32% | +10,87% |
| Wahlberechtigte insgesamt | 1.071 | 1.060 | +11 |
| Wahlberechtigte ohne Sperrvermerk | 841 | 797 | +44 |
| Wahlberechtigte mit Sperrvermerk | 230 | 263 | -33 |
| Wahlberechtigte § 24 Abs. 2 EuWO | 0 | 0 | 0 |
| Wähler insgesamt | 523 | 409 | +114 |
| Wähler mit Wahlschein | 0 | 0 | 0 |
| Ungültige Stimmen | 3 | 7 | -4 |
| Gültige Stimmen | 520 | 402 | +118 |

| | | | | | | | | |
|-------------------|------------|------------|--------------|------------|--------------|------------|---------------|-----------------|
| In Prozent | 28,46% | 13,85% | 28,65% | 8,85% | 2,88% | 9,23% | 2,31% | 5,77% |
| Stimmen | 148 | 72 | 149 | 46 | 15 | 48 | 12 | 30 |
| Partei | CDU | SPD | GRÜNE | AfD | LINKE | FDP | PARTEI | Sonstige |

| | | | | | | | | |
|---------------------------|------------|------------|--------------|------------|--------------|------------|---------------|-----------------|
| Gewinn In Prozent | | | +16,96% | +1,64% | +0,39% | +3,01% | +1,56% | +2,78% |
| Verlust In Prozent | -10,84% | -15,50% | | | | | | |
| Partei | CDU | SPD | GRÜNE | AfD | LINKE | FDP | PARTEI | Sonstige |

| Partei | EW 2019 Stimmen | EW 2019 Prozent | EW 2014 Stimmen | EW 2014 Prozent | Differenz Stimmen | Differenz In Prozent |
|---------------------|--------------------|--------------------|--------------------|--------------------|----------------------|-------------------------|
| CDU | 148 | 28,46% | 158 | 39,30% | -10 | -10,84% |
| SPD | 72 | 13,85% | 118 | 29,35% | -46 | -15,50% |
| GRÜNE | 149 | 28,65% | 47 | 11,69% | +102 | +16,96% |
| AfD | 46 | 8,85% | 29 | 7,21% | +17 | +1,64% |
| DIE LINKE | 15 | 2,88% | 10 | 2,49% | +5 | +0,39% |
| FDP | 48 | 9,23% | 25 | 6,22% | +23 | +3,01% |
| PIRATEN | 1 | 0,19% | 2 | 0,50% | -1 | -0,31% |
| Tierschutzpartei | 4 | 0,77% | 6 | 1,49% | -2 | -0,72% |
| NPD | 0 | 0,00% | 0 | 0,00% | 0 | 0,00% |
| Die PARTEI | 12 | 2,31% | 3 | 0,75% | +9 | +1,56% |
| FAMILIE | 2 | 0,38% | 0 | 0,00% | +2 | +0,38% |
| FREIE WÄHLER | 5 | 0,96% | 0 | 0,00% | +5 | +0,96% |
| Volksabstimmung | 0 | 0,00% | 0 | 0,00% | 0 | 0,00% |
| ÖDP | 3 | 0,58% | 0 | 0,00% | +3 | +0,58% |
| DKP | 0 | 0,00% | 0 | 0,00% | 0 | 0,00% |
| MLPD | 0 | 0,00% | 0 | 0,00% | 0 | 0,00% |
| BP | 0 | 0,00% | 0 | 0,00% | 0 | 0,00% |
| SGP | 0 | 0,00% | 0 | 0,00% | 0 | 0,00% |
| TIERSCHUTZ hier! | 1 | 0,19% | -/- | -/- | +1 | +0,19% |
| Tierschutzallianz | 0 | 0,00% | -/- | -/- | 0 | 0,00% |
| Bündnis C | 2 | 0,38% | -/- | -/- | +2 | +0,38% |
| BIG | 3 | 0,58% | -/- | -/- | +3 | +0,58% |
| BGE | 0 | 0,00% | -/- | -/- | 0 | 0,00% |
| DIE DIREKTE! | 0 | 0,00% | -/- | -/- | 0 | 0,00% |
| DiEM25 | 0 | 0,00% | -/- | -/- | 0 | 0,00% |
| III. Weg | 0 | 0,00% | -/- | -/- | 0 | 0,00% |
| Die Grauen | 1 | 0,19% | -/- | -/- | +1 | +0,19% |
| DIE RECHTE | 0 | 0,00% | -/- | -/- | 0 | 0,00% |
| DIE VIOLETTEN | 0 | 0,00% | -/- | -/- | 0 | 0,00% |
| LIEBE | 1 | 0,19% | -/- | -/- | +1 | +0,19% |
| DIE FRAUEN | 0 | 0,00% | -/- | -/- | 0 | 0,00% |
| Graue Panther | 2 | 0,38% | -/- | -/- | +2 | +0,38% |
| LKR | 1 | 0,19% | -/- | -/- | +1 | +0,19% |
| MENSCHLICHE WELT | 0 | 0,00% | -/- | -/- | 0 | 0,00% |
| NL | 0 | 0,00% | -/- | -/- | 0 | 0,00% |

| Partei | EW 2019 Stimmen | EW 2019 Prozent | EW 2014 Stimmen | EW 2014 Prozent | Differenz Stimmen | Differenz In Prozent |
|---------------------------------|--------------------|--------------------|--------------------|--------------------|----------------------|-------------------------|
| ÖkoLinX | 0 | 0,00% | -/- | -/- | 0 | 0,00% |
| Die Humanisten | 1 | 0,19% | -/- | -/- | +1 | +0,19% |
| PARTEI FÜR DIE TIERE | 0 | 0,00% | -/- | -/- | 0 | 0,00% |
| Gesundheitsforschung | 1 | 0,19% | -/- | -/- | +1 | +0,19% |
| Volt | 2 | 0,38% | -/- | -/- | +2 | +0,38% |
| AUF | -/- | -/- | 1 | 0,25% | -1 | -0,25% |
| BüSo | -/- | -/- | 0 | 0,00% | 0 | 0,00% |
| CM | -/- | -/- | 1 | 0,25% | -1 | -0,25% |
| REP | -/- | -/- | 0 | 0,00% | 0 | 0,00% |
| PBC | -/- | -/- | 0 | 0,00% | 0 | 0,00% |
| PRO NRW | -/- | -/- | 2 | 0,50% | -2 | -0,50% |

27.6 Jahnschule

| | EW 2019 | EW 2014 | Differenz |
|-----------------------------------|---------------|---------------|---------------|
| Wahlbeteiligung | 42,02% | 34,23% | +7,79% |
| Wahlberechtigte insgesamt | 1.179 | 1.162 | +17 |
| Wahlberechtigte ohne Sperrvermerk | 1.052 | 1.037 | +15 |
| Wahlberechtigte mit Sperrvermerk | 127 | 125 | +2 |
| Wahlberechtigte § 24 Abs. 2 EuWO | 0 | 0 | 0 |
| Wähler insgesamt | 442 | 355 | +87 |
| Wähler mit Wahlschein | 2 | 0 | +2 |
| Ungültige Stimmen | 6 | 1 | +5 |
| Gültige Stimmen | 436 | 354 | +82 |

| | | | | | | | | |
|-------------------|------------|------------|--------------|------------|--------------|------------|---------------|-----------------|
| In Prozent | 19,04% | 16,97% | 21,56% | 13,30% | 6,42% | 8,72% | 4,59% | 9,40% |
| Stimmen | 83 | 74 | 94 | 58 | 28 | 38 | 20 | 41 |
| Partei | CDU | SPD | GRÜNE | AfD | LINKE | FDP | PARTEI | Sonstige |

| | | | | | | | | |
|---------------------------|------------|------------|--------------|------------|--------------|------------|---------------|-----------------|
| Gewinn In Prozent | | | +15,06% | +6,80% | +0,49% | +4,77% | +4,03% | +0,36% |
| Verlust In Prozent | -3,84% | -27,66% | | | | | | |
| Partei | CDU | SPD | GRÜNE | AfD | LINKE | FDP | PARTEI | Sonstige |

| Partei | EW 2019 Stimmen | EW 2019 Prozent | EW 2014 Stimmen | EW 2014 Prozent | Differenz Stimmen | Differenz In Prozent |
|---------------------|--------------------|--------------------|--------------------|--------------------|----------------------|-------------------------|
| CDU | 83 | 19,04% | 81 | 22,88% | +2 | -3,84% |
| SPD | 74 | 16,97% | 158 | 44,63% | -84 | -27,66% |
| GRÜNE | 94 | 21,56% | 23 | 6,50% | +71 | +15,06% |
| AfD | 58 | 13,30% | 23 | 6,50% | +35 | +6,80% |
| DIE LINKE | 28 | 6,42% | 21 | 5,93% | +7 | +0,49% |
| FDP | 38 | 8,72% | 14 | 3,95% | +24 | +4,77% |
| PIRATEN | 4 | 0,92% | 14 | 3,95% | -10 | -3,03% |
| Tierschutzpartei | 9 | 2,06% | 5 | 1,41% | +4 | +0,65% |
| NPD | 1 | 0,23% | 1 | 0,28% | 0 | -0,05% |
| Die PARTEI | 20 | 4,59% | 2 | 0,56% | +18 | +4,03% |
| FAMILIE | 1 | 0,23% | 0 | 0,00% | +1 | +0,23% |
| FREIE WÄHLER | 1 | 0,23% | 2 | 0,56% | -1 | -0,33% |
| Volksabstimmung | 0 | 0,00% | 2 | 0,56% | -2 | -0,56% |
| ÖDP | 1 | 0,23% | 1 | 0,28% | 0 | -0,05% |
| DKP | 0 | 0,00% | 0 | 0,00% | 0 | 0,00% |
| MLPD | 0 | 0,00% | 0 | 0,00% | 0 | 0,00% |
| BP | 0 | 0,00% | 0 | 0,00% | 0 | 0,00% |
| SGP | 0 | 0,00% | 0 | 0,00% | 0 | 0,00% |
| TIERSCHUTZ hier! | 0 | 0,00% | -/- | -/- | 0 | 0,00% |
| Tierschutzallianz | 0 | 0,00% | -/- | -/- | 0 | 0,00% |
| Bündnis C | 0 | 0,00% | -/- | -/- | 0 | 0,00% |
| BIG | 10 | 2,29% | -/- | -/- | +10 | +2,29% |
| BGE | 2 | 0,46% | -/- | -/- | +2 | +0,46% |
| DIE DIREKTE! | 1 | 0,23% | -/- | -/- | +1 | +0,23% |
| DiEM25 | 1 | 0,23% | -/- | -/- | +1 | +0,23% |
| III. Weg | 0 | 0,00% | -/- | -/- | 0 | 0,00% |
| Die Grauen | 1 | 0,23% | -/- | -/- | +1 | +0,23% |
| DIE RECHTE | 0 | 0,00% | -/- | -/- | 0 | 0,00% |
| DIE VIOLETTEN | 0 | 0,00% | -/- | -/- | 0 | 0,00% |
| LIEBE | 0 | 0,00% | -/- | -/- | 0 | 0,00% |
| DIE FRAUEN | 0 | 0,00% | -/- | -/- | 0 | 0,00% |
| Graue Panther | 1 | 0,23% | -/- | -/- | +1 | +0,23% |
| LKR | 0 | 0,00% | -/- | -/- | 0 | 0,00% |
| MENSCHLICHE WELT | 3 | 0,69% | -/- | -/- | +3 | +0,69% |
| NL | 0 | 0,00% | -/- | -/- | 0 | 0,00% |

| Partei | EW 2019 Stimmen | EW 2019 Prozent | EW 2014 Stimmen | EW 2014 Prozent | Differenz Stimmen | Differenz In Prozent |
|---------------------------------|--------------------|--------------------|--------------------|--------------------|----------------------|-------------------------|
| ÖkoLinX | 0 | 0,00% | -/- | -/- | 0 | 0,00% |
| Die Humanisten | 0 | 0,00% | -/- | -/- | 0 | 0,00% |
| PARTEI FÜR DIE TIERE | 2 | 0,46% | -/- | -/- | +2 | +0,46% |
| Gesundheitsforschung | 2 | 0,46% | -/- | -/- | +2 | +0,46% |
| Volt | 1 | 0,23% | -/- | -/- | +1 | +0,23% |
| AUF | -/- | -/- | 2 | 0,56% | -2 | -0,56% |
| BüSo | -/- | -/- | 0 | 0,00% | 0 | 0,00% |
| CM | -/- | -/- | 0 | 0,00% | 0 | 0,00% |
| REP | -/- | -/- | 4 | 1,13% | -4 | -1,13% |
| PBC | -/- | -/- | 0 | 0,00% | 0 | 0,00% |
| PRO NRW | -/- | -/- | 1 | 0,28% | -1 | -0,28% |

27.7 Ricarda-Huch-Gymnasium

| | EW 2019 | EW 2014 | Differenz |
|-----------------------------------|---------------|---------------|---------------|
| Wahlbeteiligung | 49,15% | 41,92% | +7,23% |
| Wahlberechtigte insgesamt | 818 | 850 | -32 |
| Wahlberechtigte ohne Sperrvermerk | 710 | 749 | -39 |
| Wahlberechtigte mit Sperrvermerk | 108 | 101 | +7 |
| Wahlberechtigte § 24 Abs. 2 EuWO | 0 | 0 | 0 |
| Wähler insgesamt | 349 | 314 | +35 |
| Wähler mit Wahlschein | 1 | 0 | +1 |
| Ungültige Stimmen | 0 | 5 | -5 |
| Gültige Stimmen | 349 | 309 | +40 |

| | | | | | | | | |
|-------------------|------------|------------|--------------|------------|--------------|------------|---------------|-----------------|
| In Prozent | 22,06% | 19,48% | 27,22% | 5,16% | 8,02% | 5,16% | 3,15% | 9,74% |
| Stimmen | 77 | 68 | 95 | 18 | 28 | 18 | 11 | 34 |
| Partei | CDU | SPD | GRÜNE | AfD | LINKE | FDP | PARTEI | Sonstige |

| | | | | | | | | |
|---------------------------|------------|------------|--------------|------------|--------------|------------|---------------|-----------------|
| Gewinn In Prozent | | | +15,57% | +1,92% | +2,84% | | +3,15% | +2,30% |
| Verlust In Prozent | -12,57% | -13,21% | | | | -0,02% | | |
| Partei | CDU | SPD | GRÜNE | AfD | LINKE | FDP | PARTEI | Sonstige |

| Partei | EW 2019 Stimmen | EW 2019 Prozent | EW 2014 Stimmen | EW 2014 Prozent | Differenz Stimmen | Differenz In Prozent |
|---------------------|--------------------|--------------------|--------------------|--------------------|----------------------|-------------------------|
| CDU | 77 | 22,06% | 107 | 34,63% | -30 | -12,57% |
| SPD | 68 | 19,48% | 101 | 32,69% | -33 | -13,21% |
| GRÜNE | 95 | 27,22% | 36 | 11,65% | +59 | +15,57% |
| AfD | 18 | 5,16% | 10 | 3,24% | +8 | +1,92% |
| DIE LINKE | 28 | 8,02% | 16 | 5,18% | +12 | +2,84% |
| FDP | 18 | 5,16% | 16 | 5,18% | +2 | -0,02% |
| PIRATEN | 3 | 0,86% | 12 | 3,88% | -9 | -3,02% |
| Tierschutzpartei | 6 | 1,72% | 4 | 1,29% | +2 | +0,43% |
| NPD | 0 | 0,00% | 2 | 0,65% | -2 | -0,65% |
| Die PARTEI | 11 | 3,15% | 0 | 0,00% | +11 | +3,15% |
| FAMILIE | 3 | 0,86% | 1 | 0,32% | +2 | +0,54% |
| FREIE WÄHLER | 2 | 0,57% | 2 | 0,65% | 0 | -0,08% |
| Volksabstimmung | 2 | 0,57% | 0 | 0,00% | +2 | +0,57% |
| ÖDP | 2 | 0,57% | 0 | 0,00% | +2 | +0,57% |
| DKP | 0 | 0,00% | 0 | 0,00% | 0 | 0,00% |
| MLPD | 0 | 0,00% | 0 | 0,00% | 0 | 0,00% |
| BP | 1 | 0,29% | 0 | 0,00% | +1 | +0,29% |
| SGP | 0 | 0,00% | 0 | 0,00% | 0 | 0,00% |
| TIERSCHUTZ hier! | 1 | 0,29% | -/- | -/- | +1 | +0,29% |
| Tierschutzallianz | 0 | 0,00% | -/- | -/- | 0 | 0,00% |
| Bündnis C | 1 | 0,29% | -/- | -/- | +1 | +0,29% |
| BIG | 0 | 0,00% | -/- | -/- | 0 | 0,00% |
| BGE | 0 | 0,00% | -/- | -/- | 0 | 0,00% |
| DIE DIREKTE! | 1 | 0,29% | -/- | -/- | +1 | +0,29% |
| DiEM25 | 1 | 0,29% | -/- | -/- | +1 | +0,29% |
| III. Weg | 0 | 0,00% | -/- | -/- | 0 | 0,00% |
| Die Grauen | 1 | 0,29% | -/- | -/- | +1 | +0,29% |
| DIE RECHTE | 1 | 0,29% | -/- | -/- | +1 | +0,29% |
| DIE VIOLETTEN | 1 | 0,29% | -/- | -/- | +1 | +0,29% |
| LIEBE | 1 | 0,29% | -/- | -/- | +1 | +0,29% |
| DIE FRAUEN | 1 | 0,29% | -/- | -/- | +1 | +0,29% |
| Graue Panther | 0 | 0,00% | -/- | -/- | 0 | 0,00% |
| LKR | 0 | 0,00% | -/- | -/- | 0 | 0,00% |
| MENSCHLICHE WELT | 0 | 0,00% | -/- | -/- | 0 | 0,00% |
| NL | 1 | 0,29% | -/- | -/- | +1 | +0,29% |

| Partei | EW 2019 Stimmen | EW 2019 Prozent | EW 2014 Stimmen | EW 2014 Prozent | Differenz Stimmen | Differenz In Prozent |
|---------------------------------|--------------------|--------------------|--------------------|--------------------|----------------------|-------------------------|
| ÖkoLinX | 0 | 0,00% | -/- | -/- | 0 | 0,00% |
| Die Humanisten | 1 | 0,29% | -/- | -/- | +1 | +0,29% |
| PARTEI FÜR DIE TIERE | 0 | 0,00% | -/- | -/- | 0 | 0,00% |
| Gesundheitsforschung | 1 | 0,29% | -/- | -/- | +1 | +0,29% |
| Volt | 3 | 0,86% | -/- | -/- | +3 | +0,86% |
| AUF | -/- | -/- | 0 | 0,00% | 0 | 0,00% |
| BüSo | -/- | -/- | 0 | 0,00% | 0 | 0,00% |
| CM | -/- | -/- | 0 | 0,00% | 0 | 0,00% |
| REP | -/- | -/- | 0 | 0,00% | 0 | 0,00% |
| PBC | -/- | -/- | 0 | 0,00% | 0 | 0,00% |
| PRO NRW | -/- | -/- | 2 | 0,65% | -2 | -0,65% |

27.9 Briefwahlbezirk 27

| | EW 2019 | EW 2014 | Differenz |
|-----------------------|---------|---------|-----------|
| Wähler mit Wahrschein | 1.254 | 1.085 | +169 |
| Ungültige Stimmen | 2 | 10 | -8 |
| Gültige Stimmen | 1.252 | 1.075 | +177 |

| | | | | | | | | |
|-------------------|------------|------------|--------------|------------|--------------|------------|---------------|-----------------|
| In Prozent | 37,54% | 15,10% | 21,33% | 6,23% | 2,24% | 10,70% | 1,68% | 5,19% |
| Stimmen | 470 | 189 | 267 | 78 | 28 | 134 | 21 | 65 |
| Partei | CDU | SPD | GRÜNE | AfD | LINKE | FDP | PARTEI | Sonstige |

| | | | | | | | | |
|---------------------------|------------|------------|--------------|------------|--------------|------------|---------------|-----------------|
| Gewinn In Prozent | | | +12,86% | | | +4,00% | +1,31% | +0,54% |
| Verlust In Prozent | -4,23% | -10,85% | | -3,26% | -0,36% | | | |
| Partei | CDU | SPD | GRÜNE | AfD | LINKE | FDP | PARTEI | Sonstige |

| Partei | EW 2019 Stimmen | EW 2019 Prozent | EW 2014 Stimmen | EW 2014 Prozent | Differenz Stimmen | Differenz In Prozent |
|--------------------------|--------------------|--------------------|--------------------|--------------------|----------------------|-------------------------|
| CDU | 470 | 37,54% | 449 | 41,77% | +21 | -4,23% |
| SPD | 189 | 15,10% | 279 | 25,95% | -90 | -10,85% |
| GRÜNE | 267 | 21,33% | 91 | 8,47% | +176 | +12,86% |
| AfD | 78 | 6,23% | 102 | 9,49% | -24 | -3,26% |
| DIE LINKE | 28 | 2,24% | 28 | 2,60% | 0 | -0,36% |
| FDP | 134 | 10,70% | 72 | 6,70% | +62 | +4,00% |
| PIRATEN | 5 | 0,40% | 11 | 1,02% | -6 | -0,62% |
| Tierschutzpartei | 15 | 1,20% | 19 | 1,77% | -4 | -0,57% |
| NPD | 0 | 0,00% | 2 | 0,19% | -2 | -0,19% |
| Die PARTEI | 21 | 1,68% | 4 | 0,37% | +17 | +1,31% |
| FAMILIE | 5 | 0,40% | 0 | 0,00% | +5 | +0,40% |
| FREIE WÄHLER | 6 | 0,48% | 1 | 0,09% | +5 | +0,39% |
| Volksabstimmung | 3 | 0,24% | 1 | 0,09% | +2 | +0,15% |
| ÖDP | 3 | 0,24% | 2 | 0,19% | +1 | +0,05% |
| DKP | 0 | 0,00% | 1 | 0,09% | -1 | -0,09% |
| MLPD | 0 | 0,00% | 0 | 0,00% | 0 | 0,00% |
| BP | 0 | 0,00% | 2 | 0,19% | -2 | -0,19% |
| SGP | 0 | 0,00% | 0 | 0,00% | 0 | 0,00% |
| TIERSCHUTZ hier! | 0 | 0,00% | -/- | -/- | 0 | 0,00% |
| Tierschutzallianz | 0 | 0,00% | -/- | -/- | 0 | 0,00% |
| Bündnis C | 1 | 0,08% | -/- | -/- | +1 | +0,08% |
| BIG | 0 | 0,00% | -/- | -/- | 0 | 0,00% |
| BGE | 0 | 0,00% | -/- | -/- | 0 | 0,00% |
| DIE DIREKTE! | 0 | 0,00% | -/- | -/- | 0 | 0,00% |
| DiEM25 | 7 | 0,56% | -/- | -/- | +7 | +0,56% |
| III. Weg | 0 | 0,00% | -/- | -/- | 0 | 0,00% |
| Die Grauen | 1 | 0,08% | -/- | -/- | +1 | +0,08% |
| DIE RECHTE | 0 | 0,00% | -/- | -/- | 0 | 0,00% |
| DIE VIOLETTEN | 0 | 0,00% | -/- | -/- | 0 | 0,00% |
| LIEBE | 1 | 0,08% | -/- | -/- | +1 | +0,08% |
| DIE FRAUEN | 0 | 0,00% | -/- | -/- | 0 | 0,00% |
| Graue Panther | 2 | 0,16% | -/- | -/- | +2 | +0,16% |
| LKR | 3 | 0,24% | -/- | -/- | +3 | +0,24% |
| MENSCHLICHE WELT | 0 | 0,00% | -/- | -/- | 0 | 0,00% |
| NL | 0 | 0,00% | -/- | -/- | 0 | 0,00% |

| Partei | EW 2019 Stimmen | EW 2019 Prozent | EW 2014 Stimmen | EW 2014 Prozent | Differenz Stimmen | Differenz In Prozent |
|---------------------------------|--------------------|--------------------|--------------------|--------------------|----------------------|-------------------------|
| ÖkoLinX | 0 | 0,00% | -/- | -/- | 0 | 0,00% |
| Die Humanisten | 2 | 0,16% | -/- | -/- | +2 | +0,16% |
| PARTEI FÜR DIE TIERE | 2 | 0,16% | -/- | -/- | +2 | +0,16% |
| Gesundheitsforschung | 1 | 0,08% | -/- | -/- | +1 | +0,08% |
| Volt | 8 | 0,64% | -/- | -/- | +8 | +0,64% |
| AUF | -/- | -/- | 4 | 0,37% | -4 | -0,37% |
| BüSo | -/- | -/- | 0 | 0,00% | 0 | 0,00% |
| CM | -/- | -/- | 1 | 0,09% | -1 | -0,09% |
| REP | -/- | -/- | 0 | 0,00% | 0 | 0,00% |
| PBC | -/- | -/- | 2 | 0,19% | -2 | -0,19% |
| PRO NRW | -/- | -/- | 4 | 0,37% | -4 | -0,37% |

28.1 Gesamtschule Uerdingen

| | EW 2019 | EW 2014 | Differenz |
|-----------------------------------|---------------|---------------|---------------|
| Wahlbeteiligung | 51,65% | 42,37% | +9,28% |
| Wahlberechtigte insgesamt | 978 | 1.007 | -29 |
| Wahlberechtigte ohne Sperrvermerk | 846 | 885 | -39 |
| Wahlberechtigte mit Sperrvermerk | 132 | 122 | +10 |
| Wahlberechtigte § 24 Abs. 2 EuWO | 0 | 0 | 0 |
| Wähler insgesamt | 437 | 375 | +62 |
| Wähler mit Wahlschein | 1 | 0 | +1 |
| Ungültige Stimmen | 9 | 8 | +1 |
| Gültige Stimmen | 428 | 367 | +61 |

| | | | | | | | | |
|-------------------|------------|------------|--------------|------------|--------------|------------|--------------|-----------------|
| In Prozent | 19,39% | 24,53% | 24,30% | 7,94% | 6,54% | 6,54% | 1,87% | 8,88% |
| Stimmen | 83 | 105 | 104 | 34 | 28 | 28 | 8 | 38 |
| Partei | CDU | SPD | GRÜNE | AfD | LINKE | FDP | Tiers | Sonstige |

| | | | | | | | | |
|---------------------------|------------|------------|--------------|------------|--------------|------------|--------------|-----------------|
| Gewinn In Prozent | | | +17,22% | +0,86% | | +3,27% | | +4,79% |
| Verlust In Prozent | -11,67% | -12,80% | | | -1,63% | | -0,04% | |
| Partei | CDU | SPD | GRÜNE | AfD | LINKE | FDP | Tiers | Sonstige |

| Partei | EW 2019 Stimmen | EW 2019 Prozent | EW 2014 Stimmen | EW 2014 Prozent | Differenz Stimmen | Differenz In Prozent |
|---------------------|--------------------|--------------------|--------------------|--------------------|----------------------|-------------------------|
| CDU | 83 | 19,39% | 114 | 31,06% | -31 | -11,67% |
| SPD | 105 | 24,53% | 137 | 37,33% | -32 | -12,80% |
| GRÜNE | 104 | 24,30% | 26 | 7,08% | +78 | +17,22% |
| AfD | 34 | 7,94% | 26 | 7,08% | +8 | +0,86% |
| DIE LINKE | 28 | 6,54% | 30 | 8,17% | -2 | -1,63% |
| FDP | 28 | 6,54% | 12 | 3,27% | +16 | +3,27% |
| PIRATEN | 5 | 1,17% | 6 | 1,63% | -1 | -0,46% |
| Tierschutzpartei | 8 | 1,87% | 7 | 1,91% | +1 | -0,04% |
| NPD | 3 | 0,70% | 1 | 0,27% | +2 | +0,43% |
| Die PARTEI | 6 | 1,40% | 1 | 0,27% | +5 | +1,13% |
| FAMILIE | 5 | 1,17% | 1 | 0,27% | +4 | +0,90% |
| FREIE WÄHLER | 3 | 0,70% | 2 | 0,54% | +1 | +0,16% |
| Volksabstimmung | 1 | 0,23% | 0 | 0,00% | +1 | +0,23% |
| ÖDP | 1 | 0,23% | 0 | 0,00% | +1 | +0,23% |
| DKP | 0 | 0,00% | 0 | 0,00% | 0 | 0,00% |
| MLPD | 0 | 0,00% | 0 | 0,00% | 0 | 0,00% |
| BP | 0 | 0,00% | 0 | 0,00% | 0 | 0,00% |
| SGP | 0 | 0,00% | 0 | 0,00% | 0 | 0,00% |
| TIERSCHUTZ hier! | 3 | 0,70% | -/- | -/- | +3 | +0,70% |
| Tierschutzallianz | 1 | 0,23% | -/- | -/- | +1 | +0,23% |
| Bündnis C | 0 | 0,00% | -/- | -/- | 0 | 0,00% |
| BIG | 0 | 0,00% | -/- | -/- | 0 | 0,00% |
| BGE | 1 | 0,23% | -/- | -/- | +1 | +0,23% |
| DIE DIREKTE! | 3 | 0,70% | -/- | -/- | +3 | +0,70% |
| DiEM25 | 0 | 0,00% | -/- | -/- | 0 | 0,00% |
| III. Weg | 0 | 0,00% | -/- | -/- | 0 | 0,00% |
| Die Grauen | 0 | 0,00% | -/- | -/- | 0 | 0,00% |
| DIE RECHTE | 0 | 0,00% | -/- | -/- | 0 | 0,00% |
| DIE VIOLETTEN | 0 | 0,00% | -/- | -/- | 0 | 0,00% |
| LIEBE | 0 | 0,00% | -/- | -/- | 0 | 0,00% |
| DIE FRAUEN | 0 | 0,00% | -/- | -/- | 0 | 0,00% |
| Graue Panther | 0 | 0,00% | -/- | -/- | 0 | 0,00% |
| LKR | 0 | 0,00% | -/- | -/- | 0 | 0,00% |
| MENSCHLICHE WELT | 0 | 0,00% | -/- | -/- | 0 | 0,00% |
| NL | 0 | 0,00% | -/- | -/- | 0 | 0,00% |

| Partei | EW 2019 Stimmen | EW 2019 Prozent | EW 2014 Stimmen | EW 2014 Prozent | Differenz Stimmen | Differenz In Prozent |
|---------------------------------|--------------------|--------------------|--------------------|--------------------|----------------------|-------------------------|
| ÖkoLinX | 0 | 0,00% | -/- | -/- | 0 | 0,00% |
| Die Humanisten | 0 | 0,00% | -/- | -/- | 0 | 0,00% |
| PARTEI FÜR DIE TIERE | 2 | 0,47% | -/- | -/- | +2 | +0,47% |
| Gesundheitsforschung | 0 | 0,00% | -/- | -/- | 0 | 0,00% |
| Volt | 4 | 0,93% | -/- | -/- | +4 | +0,93% |
| AUF | -/- | -/- | 0 | 0,00% | 0 | 0,00% |
| BüSo | -/- | -/- | 0 | 0,00% | 0 | 0,00% |
| CM | -/- | -/- | 0 | 0,00% | 0 | 0,00% |
| REP | -/- | -/- | 1 | 0,27% | -1 | -0,27% |
| PBC | -/- | -/- | 0 | 0,00% | 0 | 0,00% |
| PRO NRW | -/- | -/- | 3 | 0,82% | -3 | -0,82% |

28.2 Burchartzhof/DRK

| | EW 2019 | EW 2014 | Differenz |
|-----------------------------------|---------------|---------------|----------------|
| Wahlbeteiligung | 66,69% | 55,58% | +11,11% |
| Wahlberechtigte insgesamt | 1.590 | 1.605 | -15 |
| Wahlberechtigte ohne Sperrvermerk | 1.246 | 1.308 | -62 |
| Wahlberechtigte mit Sperrvermerk | 344 | 297 | +47 |
| Wahlberechtigte § 24 Abs. 2 EuWO | 0 | 0 | 0 |
| Wähler insgesamt | 831 | 727 | +104 |
| Wähler mit Wahlschein | 6 | 1 | +5 |
| Ungültige Stimmen | 4 | 11 | -7 |
| Gültige Stimmen | 827 | 716 | +111 |

| | | | | | | | | |
|-------------------|------------|------------|--------------|------------|--------------|------------|---------------|-----------------|
| In Prozent | 33,37% | 15,48% | 23,82% | 6,65% | 3,26% | 10,16% | 1,45% | 5,80% |
| Stimmen | 276 | 128 | 197 | 55 | 27 | 84 | 12 | 48 |
| Partei | CDU | SPD | GRÜNE | AfD | LINKE | FDP | PARTEI | Sonstige |

| | | | | | | | | |
|---------------------------|------------|------------|--------------|------------|--------------|------------|---------------|-----------------|
| Gewinn In Prozent | | | +13,76% | +1,06% | | +1,50% | +1,03% | +0,21% |
| Verlust In Prozent | -3,36% | -14,13% | | | -0,09% | | | |
| Partei | CDU | SPD | GRÜNE | AfD | LINKE | FDP | PARTEI | Sonstige |

| Partei | EW 2019 Stimmen | EW 2019 Prozent | EW 2014 Stimmen | EW 2014 Prozent | Differenz Stimmen | Differenz In Prozent |
|--------------------------|--------------------|--------------------|--------------------|--------------------|----------------------|-------------------------|
| CDU | 276 | 33,37% | 263 | 36,73% | +13 | -3,36% |
| SPD | 128 | 15,48% | 212 | 29,61% | -84 | -14,13% |
| GRÜNE | 197 | 23,82% | 72 | 10,06% | +125 | +13,76% |
| AfD | 55 | 6,65% | 40 | 5,59% | +15 | +1,06% |
| DIE LINKE | 27 | 3,26% | 24 | 3,35% | +3 | -0,09% |
| FDP | 84 | 10,16% | 62 | 8,66% | +22 | +1,50% |
| PIRATEN | 4 | 0,48% | 14 | 1,96% | -10 | -1,48% |
| Tierschutzpartei | 8 | 0,97% | 3 | 0,42% | +5 | +0,55% |
| NPD | 1 | 0,12% | 5 | 0,70% | -4 | -0,58% |
| Die PARTEI | 12 | 1,45% | 3 | 0,42% | +9 | +1,03% |
| FAMILIE | 3 | 0,36% | 5 | 0,70% | -2 | -0,34% |
| FREIE WÄHLER | 4 | 0,48% | 3 | 0,42% | +1 | +0,06% |
| Volksabstimmung | 0 | 0,00% | 2 | 0,28% | -2 | -0,28% |
| ÖDP | 5 | 0,60% | 1 | 0,14% | +4 | +0,46% |
| DKP | 0 | 0,00% | 0 | 0,00% | 0 | 0,00% |
| MLPD | 2 | 0,24% | 3 | 0,42% | -1 | -0,18% |
| BP | 0 | 0,00% | 0 | 0,00% | 0 | 0,00% |
| SGP | 0 | 0,00% | 0 | 0,00% | 0 | 0,00% |
| TIERSCHUTZ hier! | 0 | 0,00% | -/- | -/- | 0 | 0,00% |
| Tierschutzallianz | 1 | 0,12% | -/- | -/- | +1 | +0,12% |
| Bündnis C | 0 | 0,00% | -/- | -/- | 0 | 0,00% |
| BIG | 4 | 0,48% | -/- | -/- | +4 | +0,48% |
| BGE | 0 | 0,00% | -/- | -/- | 0 | 0,00% |
| DIE DIREKTE! | 0 | 0,00% | -/- | -/- | 0 | 0,00% |
| DiEM25 | 3 | 0,36% | -/- | -/- | +3 | +0,36% |
| III. Weg | 0 | 0,00% | -/- | -/- | 0 | 0,00% |
| Die Grauen | 1 | 0,12% | -/- | -/- | +1 | +0,12% |
| DIE RECHTE | 0 | 0,00% | -/- | -/- | 0 | 0,00% |
| DIE VIOLETTEN | 0 | 0,00% | -/- | -/- | 0 | 0,00% |
| LIEBE | 0 | 0,00% | -/- | -/- | 0 | 0,00% |
| DIE FRAUEN | 0 | 0,00% | -/- | -/- | 0 | 0,00% |
| Graue Panther | 3 | 0,36% | -/- | -/- | +3 | +0,36% |
| LKR | 2 | 0,24% | -/- | -/- | +2 | +0,24% |
| MENSCHLICHE WELT | 1 | 0,12% | -/- | -/- | +1 | +0,12% |
| NL | 0 | 0,00% | -/- | -/- | 0 | 0,00% |

| Partei | EW 2019 Stimmen | EW 2019 Prozent | EW 2014 Stimmen | EW 2014 Prozent | Differenz Stimmen | Differenz In Prozent |
|---------------------------------|--------------------|--------------------|--------------------|--------------------|----------------------|-------------------------|
| ÖkoLinX | 0 | 0,00% | -/- | -/- | 0 | 0,00% |
| Die Humanisten | 0 | 0,00% | -/- | -/- | 0 | 0,00% |
| PARTEI FÜR DIE TIERE | 3 | 0,36% | -/- | -/- | +3 | +0,36% |
| Gesundheitsforschung | 1 | 0,12% | -/- | -/- | +1 | +0,12% |
| Volt | 2 | 0,24% | -/- | -/- | +2 | +0,24% |
| AUF | -/- | -/- | 1 | 0,14% | -1 | -0,14% |
| BüSo | -/- | -/- | 0 | 0,00% | 0 | 0,00% |
| CM | -/- | -/- | 0 | 0,00% | 0 | 0,00% |
| REP | -/- | -/- | 0 | 0,00% | 0 | 0,00% |
| PBC | -/- | -/- | 0 | 0,00% | 0 | 0,00% |
| PRO NRW | -/- | -/- | 3 | 0,42% | -3 | -0,42% |

28.3 Franz-Stollwerck-Schule

| | EW 2019 | EW 2014 | Differenz |
|-----------------------------------|---------------|---------------|---------------|
| Wahlbeteiligung | 63,55% | 54,16% | +9,39% |
| Wahlberechtigte insgesamt | 805 | 826 | -21 |
| Wahlberechtigte ohne Sperrvermerk | 653 | 685 | -32 |
| Wahlberechtigte mit Sperrvermerk | 152 | 141 | +11 |
| Wahlberechtigte § 24 Abs. 2 EuWO | 0 | 0 | 0 |
| Wähler insgesamt | 415 | 371 | +44 |
| Wähler mit Wahlschein | 3 | 1 | +2 |
| Ungültige Stimmen | 4 | 10 | -6 |
| Gültige Stimmen | 411 | 361 | +50 |

| | | | | | | | | |
|-------------------|------------|------------|--------------|------------|--------------|------------|---------------|-----------------|
| In Prozent | | | | | | | | |
| Stimmen | 134 | 61 | 111 | 25 | 20 | 35 | 10 | 15 |
| Partei | CDU | SPD | GRÜNE | AfD | LINKE | FDP | PARTEI | Sonstige |

| | | | | | | | | |
|---------------------------|------------|------------|--------------|------------|--------------|------------|---------------|-----------------|
| Gewinn In Prozent | | | | | | | | |
| Verlust In Prozent | | | | | | | | |
| Partei | CDU | SPD | GRÜNE | AfD | LINKE | FDP | PARTEI | Sonstige |

| Partei | EW 2019 Stimmen | EW 2019 Prozent | EW 2014 Stimmen | EW 2014 Prozent | Differenz Stimmen | Differenz In Prozent |
|---------------------|--------------------|--------------------|--------------------|--------------------|----------------------|-------------------------|
| CDU | 134 | 32,60% | 130 | 36,01% | +4 | -3,41% |
| SPD | 61 | 14,84% | 100 | 27,70% | -39 | -12,86% |
| GRÜNE | 111 | 27,01% | 42 | 11,63% | +69 | +15,38% |
| AfD | 25 | 6,08% | 22 | 6,09% | +3 | -0,01% |
| DIE LINKE | 20 | 4,87% | 11 | 3,05% | +9 | +1,82% |
| FDP | 35 | 8,52% | 36 | 9,97% | -1 | -1,45% |
| PIRATEN | 5 | 1,22% | 6 | 1,66% | -1 | -0,44% |
| Tierschutzpartei | 1 | 0,24% | 6 | 1,66% | -5 | -1,42% |
| NPD | 0 | 0,00% | 1 | 0,28% | -1 | -0,28% |
| Die PARTEI | 10 | 2,43% | 0 | 0,00% | +10 | +2,43% |
| FAMILIE | 0 | 0,00% | 2 | 0,55% | -2 | -0,55% |
| FREIE WÄHLER | 0 | 0,00% | 2 | 0,55% | -2 | -0,55% |
| Volksabstimmung | 0 | 0,00% | 0 | 0,00% | 0 | 0,00% |
| ÖDP | 0 | 0,00% | 0 | 0,00% | 0 | 0,00% |
| DKP | 0 | 0,00% | 0 | 0,00% | 0 | 0,00% |
| MLPD | 0 | 0,00% | 0 | 0,00% | 0 | 0,00% |
| BP | 0 | 0,00% | 1 | 0,28% | -1 | -0,28% |
| SGP | 0 | 0,00% | 0 | 0,00% | 0 | 0,00% |
| TIERSCHUTZ hier! | 0 | 0,00% | -/- | -/- | 0 | 0,00% |
| Tierschutzallianz | 1 | 0,24% | -/- | -/- | +1 | +0,24% |
| Bündnis C | 0 | 0,00% | -/- | -/- | 0 | 0,00% |
| BIG | 1 | 0,24% | -/- | -/- | +1 | +0,24% |
| BGE | 0 | 0,00% | -/- | -/- | 0 | 0,00% |
| DIE DIREKTE! | 1 | 0,24% | -/- | -/- | +1 | +0,24% |
| DiEM25 | 1 | 0,24% | -/- | -/- | +1 | +0,24% |
| III. Weg | 0 | 0,00% | -/- | -/- | 0 | 0,00% |
| Die Grauen | 0 | 0,00% | -/- | -/- | 0 | 0,00% |
| DIE RECHTE | 0 | 0,00% | -/- | -/- | 0 | 0,00% |
| DIE VIOLETTEN | 0 | 0,00% | -/- | -/- | 0 | 0,00% |
| LIEBE | 0 | 0,00% | -/- | -/- | 0 | 0,00% |
| DIE FRAUEN | 0 | 0,00% | -/- | -/- | 0 | 0,00% |
| Graue Panther | 3 | 0,73% | -/- | -/- | +3 | +0,73% |
| LKR | 0 | 0,00% | -/- | -/- | 0 | 0,00% |
| MENSCHLICHE WELT | 0 | 0,00% | -/- | -/- | 0 | 0,00% |
| NL | 0 | 0,00% | -/- | -/- | 0 | 0,00% |

| Partei | EW 2019 Stimmen | EW 2019 Prozent | EW 2014 Stimmen | EW 2014 Prozent | Differenz Stimmen | Differenz In Prozent |
|---------------------------------|--------------------|--------------------|--------------------|--------------------|----------------------|-------------------------|
| ÖkoLinX | 0 | 0,00% | -/- | -/- | 0 | 0,00% |
| Die Humanisten | 1 | 0,24% | -/- | -/- | +1 | +0,24% |
| PARTEI FÜR DIE TIERE | 0 | 0,00% | -/- | -/- | 0 | 0,00% |
| Gesundheitsforschung | 0 | 0,00% | -/- | -/- | 0 | 0,00% |
| Volt | 1 | 0,24% | -/- | -/- | +1 | +0,24% |
| AUF | -/- | -/- | 0 | 0,00% | 0 | 0,00% |
| BüSo | -/- | -/- | 0 | 0,00% | 0 | 0,00% |
| CM | -/- | -/- | 0 | 0,00% | 0 | 0,00% |
| REP | -/- | -/- | 0 | 0,00% | 0 | 0,00% |
| PBC | -/- | -/- | 0 | 0,00% | 0 | 0,00% |
| PRO NRW | -/- | -/- | 2 | 0,55% | -2 | -0,55% |

28.4 Berufskolleg Glockenspitz

| | EW 2019 | EW 2014 | Differenz |
|-----------------------------------|---------------|---------------|----------------|
| Wahlbeteiligung | 60,81% | 50,54% | +10,27% |
| Wahlberechtigte insgesamt | 857 | 887 | -30 |
| Wahlberechtigte ohne Sperrvermerk | 694 | 742 | -48 |
| Wahlberechtigte mit Sperrvermerk | 163 | 145 | +18 |
| Wahlberechtigte § 24 Abs. 2 EuWO | 0 | 0 | 0 |
| Wähler insgesamt | 422 | 375 | +47 |
| Wähler mit Wahlschein | 0 | 1 | -1 |
| Ungültige Stimmen | 4 | 1 | +3 |
| Gültige Stimmen | 418 | 374 | +44 |

| | | | | | | | | |
|-------------------|------------|------------|--------------|------------|--------------|------------|--------------|-----------------|
| In Prozent | 28,71% | 18,90% | 20,33% | 8,37% | 4,31% | 8,85% | 1,44% | 9,09% |
| Stimmen | 120 | 79 | 85 | 35 | 18 | 37 | 6 | 38 |
| Partei | CDU | SPD | GRÜNE | AfD | LINKE | FDP | Tiers | Sonstige |

| | | | | | | | | |
|---------------------------|------------|------------|--------------|------------|--------------|------------|--------------|-----------------|
| Gewinn In Prozent | | | +11,77% | | | +3,50% | +0,37% | +4,28% |
| Verlust In Prozent | -7,65% | -11,31% | | -0,19% | -0,77% | | | |
| Partei | CDU | SPD | GRÜNE | AfD | LINKE | FDP | Tiers | Sonstige |

| Partei | EW 2019 Stimmen | EW 2019 Prozent | EW 2014 Stimmen | EW 2014 Prozent | Differenz Stimmen | Differenz In Prozent |
|--------------------------|--------------------|--------------------|--------------------|--------------------|----------------------|-------------------------|
| CDU | 120 | 28,71% | 136 | 36,36% | -16 | -7,65% |
| SPD | 79 | 18,90% | 113 | 30,21% | -34 | -11,31% |
| GRÜNE | 85 | 20,33% | 32 | 8,56% | +53 | +11,77% |
| AfD | 35 | 8,37% | 32 | 8,56% | +3 | -0,19% |
| DIE LINKE | 18 | 4,31% | 19 | 5,08% | -1 | -0,77% |
| FDP | 37 | 8,85% | 20 | 5,35% | +17 | +3,50% |
| PIRATEN | 4 | 0,96% | 4 | 1,07% | 0 | -0,11% |
| Tierschutzpartei | 6 | 1,44% | 4 | 1,07% | +2 | +0,37% |
| NPD | 0 | 0,00% | 4 | 1,07% | -4 | -1,07% |
| Die PARTEI | 4 | 0,96% | 2 | 0,53% | +2 | +0,43% |
| FAMILIE | 6 | 1,44% | 4 | 1,07% | +2 | +0,37% |
| FREIE WÄHLER | 3 | 0,72% | 0 | 0,00% | +3 | +0,72% |
| Volksabstimmung | 0 | 0,00% | 0 | 0,00% | 0 | 0,00% |
| ÖDP | 2 | 0,48% | 0 | 0,00% | +2 | +0,48% |
| DKP | 0 | 0,00% | 0 | 0,00% | 0 | 0,00% |
| MLPD | 1 | 0,24% | 0 | 0,00% | +1 | +0,24% |
| BP | 2 | 0,48% | 0 | 0,00% | +2 | +0,48% |
| SGP | 0 | 0,00% | 0 | 0,00% | 0 | 0,00% |
| TIERSCHUTZ hier! | 0 | 0,00% | -/- | -/- | 0 | 0,00% |
| Tierschutzallianz | 0 | 0,00% | -/- | -/- | 0 | 0,00% |
| Bündnis C | 0 | 0,00% | -/- | -/- | 0 | 0,00% |
| BIG | 4 | 0,96% | -/- | -/- | +4 | +0,96% |
| BGE | 0 | 0,00% | -/- | -/- | 0 | 0,00% |
| DIE DIREKTE! | 0 | 0,00% | -/- | -/- | 0 | 0,00% |
| DiEM25 | 2 | 0,48% | -/- | -/- | +2 | +0,48% |
| III. Weg | 0 | 0,00% | -/- | -/- | 0 | 0,00% |
| Die Grauen | 4 | 0,96% | -/- | -/- | +4 | +0,96% |
| DIE RECHTE | 0 | 0,00% | -/- | -/- | 0 | 0,00% |
| DIE VIOLETTEN | 0 | 0,00% | -/- | -/- | 0 | 0,00% |
| LIEBE | 0 | 0,00% | -/- | -/- | 0 | 0,00% |
| DIE FRAUEN | 0 | 0,00% | -/- | -/- | 0 | 0,00% |
| Graue Panther | 1 | 0,24% | -/- | -/- | +1 | +0,24% |
| LKR | 0 | 0,00% | -/- | -/- | 0 | 0,00% |
| MENSCHLICHE WELT | 0 | 0,00% | -/- | -/- | 0 | 0,00% |
| NL | 0 | 0,00% | -/- | -/- | 0 | 0,00% |

| Partei | EW 2019 Stimmen | EW 2019 Prozent | EW 2014 Stimmen | EW 2014 Prozent | Differenz Stimmen | Differenz In Prozent |
|---------------------------------|--------------------|--------------------|--------------------|--------------------|----------------------|-------------------------|
| ÖkoLinX | 0 | 0,00% | -/- | -/- | 0 | 0,00% |
| Die Humanisten | 2 | 0,48% | -/- | -/- | +2 | +0,48% |
| PARTEI FÜR DIE TIERE | 0 | 0,00% | -/- | -/- | 0 | 0,00% |
| Gesundheitsforschung | 0 | 0,00% | -/- | -/- | 0 | 0,00% |
| Volt | 3 | 0,72% | -/- | -/- | +3 | +0,72% |
| AUF | -/- | -/- | 0 | 0,00% | 0 | 0,00% |
| BüSo | -/- | -/- | 0 | 0,00% | 0 | 0,00% |
| CM | -/- | -/- | 0 | 0,00% | 0 | 0,00% |
| REP | -/- | -/- | 0 | 0,00% | 0 | 0,00% |
| PBC | -/- | -/- | 0 | 0,00% | 0 | 0,00% |
| PRO NRW | -/- | -/- | 4 | 1,07% | -4 | -1,07% |

28.5 Burchartzhof/DRK

| | EW 2019 | EW 2014 | Differenz |
|-----------------------------------|---------------|---------------|---------------|
| Wahlbeteiligung | 59,46% | 50,29% | +9,17% |
| Wahlberechtigte insgesamt | 1.032 | 1.036 | -4 |
| Wahlberechtigte ohne Sperrvermerk | 856 | 871 | -15 |
| Wahlberechtigte mit Sperrvermerk | 176 | 165 | +11 |
| Wahlberechtigte § 24 Abs. 2 EuWO | 0 | 0 | 0 |
| Wähler insgesamt | 509 | 438 | +71 |
| Wähler mit Wahlschein | 0 | 0 | 0 |
| Ungültige Stimmen | 2 | 11 | -9 |
| Gültige Stimmen | 507 | 427 | +80 |

| In Prozent | 26,63% | 25,25% | 24,06% | 6,71% | 2,56% | 6,51% | 1,58% | 6,71% |
|------------|--------|--------|--------|-------|-------|-------|-------|----------|
| Stimmen | 135 | 128 | 122 | 34 | 13 | 33 | 8 | 34 |
| Partei | CDU | SPD | GRÜNE | AfD | LINKE | FDP | Tiers | Sonstige |

| | | | | | | | | |
|--------------------|--------|---------|---------|--------|--------|--------|--------|----------|
| Gewinn In Prozent | | | +14,46% | +0,62% | | +1,12% | +0,41% | +3,20% |
| Verlust In Prozent | -4,75% | -13,63% | | | -1,42% | | | |
| Partei | CDU | SPD | GRÜNE | AfD | LINKE | FDP | Tiers | Sonstige |

| Partei | EW 2019 Stimmen | EW 2019 Prozent | EW 2014 Stimmen | EW 2014 Prozent | Differenz Stimmen | Differenz In Prozent |
|---------------------|--------------------|--------------------|--------------------|--------------------|----------------------|-------------------------|
| CDU | 135 | 26,63% | 134 | 31,38% | +1 | -4,75% |
| SPD | 128 | 25,25% | 166 | 38,88% | -38 | -13,63% |
| GRÜNE | 122 | 24,06% | 41 | 9,60% | +81 | +14,46% |
| AfD | 34 | 6,71% | 26 | 6,09% | +8 | +0,62% |
| DIE LINKE | 13 | 2,56% | 17 | 3,98% | -4 | -1,42% |
| FDP | 33 | 6,51% | 23 | 5,39% | +10 | +1,12% |
| PIRATEN | 3 | 0,59% | 4 | 0,94% | -1 | -0,35% |
| Tierschutzpartei | 8 | 1,58% | 5 | 1,17% | +3 | +0,41% |
| NPD | 0 | 0,00% | 2 | 0,47% | -2 | -0,47% |
| Die PARTEI | 8 | 1,58% | 1 | 0,23% | +7 | +1,35% |
| FAMILIE | 3 | 0,59% | 2 | 0,47% | +1 | +0,12% |
| FREIE WÄHLER | 0 | 0,00% | 2 | 0,47% | -2 | -0,47% |
| Volksabstimmung | 2 | 0,39% | 1 | 0,23% | +1 | +0,16% |
| ÖDP | 3 | 0,59% | 1 | 0,23% | +2 | +0,36% |
| DKP | 0 | 0,00% | 0 | 0,00% | 0 | 0,00% |
| MLPD | 0 | 0,00% | 0 | 0,00% | 0 | 0,00% |
| BP | 0 | 0,00% | 0 | 0,00% | 0 | 0,00% |
| SGP | 0 | 0,00% | 0 | 0,00% | 0 | 0,00% |
| TIERSCHUTZ hier! | 1 | 0,20% | -/- | -/- | +1 | +0,20% |
| Tierschutzallianz | 0 | 0,00% | -/- | -/- | 0 | 0,00% |
| Bündnis C | 0 | 0,00% | -/- | -/- | 0 | 0,00% |
| BIG | 0 | 0,00% | -/- | -/- | 0 | 0,00% |
| BGE | 0 | 0,00% | -/- | -/- | 0 | 0,00% |
| DIE DIREKTE! | 1 | 0,20% | -/- | -/- | +1 | +0,20% |
| DiEM25 | 4 | 0,79% | -/- | -/- | +4 | +0,79% |
| III. Weg | 0 | 0,00% | -/- | -/- | 0 | 0,00% |
| Die Grauen | 1 | 0,20% | -/- | -/- | +1 | +0,20% |
| DIE RECHTE | 0 | 0,00% | -/- | -/- | 0 | 0,00% |
| DIE VIOLETTEN | 0 | 0,00% | -/- | -/- | 0 | 0,00% |
| LIEBE | 0 | 0,00% | -/- | -/- | 0 | 0,00% |
| DIE FRAUEN | 0 | 0,00% | -/- | -/- | 0 | 0,00% |
| Graue Panther | 0 | 0,00% | -/- | -/- | 0 | 0,00% |
| LKR | 0 | 0,00% | -/- | -/- | 0 | 0,00% |
| MENSCHLICHE WELT | 1 | 0,20% | -/- | -/- | +1 | +0,20% |
| NL | 1 | 0,20% | -/- | -/- | +1 | +0,20% |

| Partei | EW 2019 Stimmen | EW 2019 Prozent | EW 2014 Stimmen | EW 2014 Prozent | Differenz Stimmen | Differenz In Prozent |
|---------------------------------|--------------------|--------------------|--------------------|--------------------|----------------------|-------------------------|
| ÖkoLinX | 0 | 0,00% | -/- | -/- | 0 | 0,00% |
| Die Humanisten | 0 | 0,00% | -/- | -/- | 0 | 0,00% |
| PARTEI FÜR DIE TIERE | 1 | 0,20% | -/- | -/- | +1 | +0,20% |
| Gesundheitsforschung | 1 | 0,20% | -/- | -/- | +1 | +0,20% |
| Volt | 4 | 0,79% | -/- | -/- | +4 | +0,79% |
| AUF | -/- | -/- | 1 | 0,23% | -1 | -0,23% |
| BüSo | -/- | -/- | 0 | 0,00% | 0 | 0,00% |
| CM | -/- | -/- | 0 | 0,00% | 0 | 0,00% |
| REP | -/- | -/- | 0 | 0,00% | 0 | 0,00% |
| PBC | -/- | -/- | 0 | 0,00% | 0 | 0,00% |
| PRO NRW | -/- | -/- | 1 | 0,23% | -1 | -0,23% |

28.9 Briefwahlbezirk 28

| | EW 2019 | EW 2014 | Differenz |
|-----------------------|---------|---------|-----------|
| Wähler mit Wahrschein | 903 | 802 | +101 |
| Ungültige Stimmen | 6 | 12 | -6 |
| Gültige Stimmen | 897 | 790 | +107 |

| | | | | | | | | |
|-------------------|------------|------------|--------------|------------|--------------|------------|--------------|-----------------|
| In Prozent | 31,77% | 19,62% | 23,19% | 4,79% | 2,34% | 11,26% | 2,34% | 4,68% |
| Stimmen | 285 | 176 | 208 | 43 | 21 | 101 | 21 | 42 |
| Partei | CDU | SPD | GRÜNE | AfD | LINKE | FDP | Tiers | Sonstige |

| | | | | | | | | |
|---------------------------|------------|------------|--------------|------------|--------------|------------|--------------|-----------------|
| Gewinn In Prozent | | | +16,86% | | | +2,40% | +1,07% | +1,14% |
| Verlust In Prozent | -11,27% | -7,34% | | -2,17% | -0,70% | | | |
| Partei | CDU | SPD | GRÜNE | AfD | LINKE | FDP | Tiers | Sonstige |

| Partei | EW 2019 Stimmen | EW 2019 Prozent | EW 2014 Stimmen | EW 2014 Prozent | Differenz Stimmen | Differenz In Prozent |
|-----------------------------|--------------------|--------------------|--------------------|--------------------|----------------------|-------------------------|
| CDU | 285 | 31,77% | 340 | 43,04% | -55 | -11,27% |
| SPD | 176 | 19,62% | 213 | 26,96% | -37 | -7,34% |
| GRÜNE | 208 | 23,19% | 50 | 6,33% | +158 | +16,86% |
| AfD | 43 | 4,79% | 55 | 6,96% | -12 | -2,17% |
| DIE LINKE | 21 | 2,34% | 24 | 3,04% | -3 | -0,70% |
| FDP | 101 | 11,26% | 70 | 8,86% | +31 | +2,40% |
| PIRATEN | 2 | 0,22% | 11 | 1,39% | -9 | -1,17% |
| Tierschutzpartei | 21 | 2,34% | 10 | 1,27% | +11 | +1,07% |
| NPD | 0 | 0,00% | 2 | 0,25% | -2 | -0,25% |
| Die PARTEI | 11 | 1,23% | 4 | 0,51% | +7 | +0,72% |
| FAMILIE | 9 | 1,00% | 2 | 0,25% | +7 | +0,75% |
| FREIE WÄHLER | 2 | 0,22% | 0 | 0,00% | +2 | +0,22% |
| Volksabstimmung | 1 | 0,11% | 2 | 0,25% | -1 | -0,14% |
| ÖDP | 5 | 0,56% | 1 | 0,13% | +4 | +0,43% |
| DKP | 0 | 0,00% | 0 | 0,00% | 0 | 0,00% |
| MLPD | 1 | 0,11% | 0 | 0,00% | +1 | +0,11% |
| BP | 0 | 0,00% | 0 | 0,00% | 0 | 0,00% |
| SGP | 0 | 0,00% | 0 | 0,00% | 0 | 0,00% |
| TIERSCHUTZ hier! | 3 | 0,33% | -/- | -/- | +3 | +0,33% |
| Tierschutzallianz | 1 | 0,11% | -/- | -/- | +1 | +0,11% |
| Bündnis C | 0 | 0,00% | -/- | -/- | 0 | 0,00% |
| BIG | 2 | 0,22% | -/- | -/- | +2 | +0,22% |
| BGE | 0 | 0,00% | -/- | -/- | 0 | 0,00% |
| DIE DIREKTE! | 0 | 0,00% | -/- | -/- | 0 | 0,00% |
| DiEM25 | 0 | 0,00% | -/- | -/- | 0 | 0,00% |
| III. Weg | 1 | 0,11% | -/- | -/- | +1 | +0,11% |
| Die Grauen | 0 | 0,00% | -/- | -/- | 0 | 0,00% |
| DIE RECHTE | 0 | 0,00% | -/- | -/- | 0 | 0,00% |
| DIE VIOLETTEN | 0 | 0,00% | -/- | -/- | 0 | 0,00% |
| LIEBE | 0 | 0,00% | -/- | -/- | 0 | 0,00% |
| DIE FRAUEN | 1 | 0,11% | -/- | -/- | +1 | +0,11% |
| Graue Panther | 1 | 0,11% | -/- | -/- | +1 | +0,11% |
| LKR | 1 | 0,11% | -/- | -/- | +1 | +0,11% |
| MENSCHLICHE WELT | 0 | 0,00% | -/- | -/- | 0 | 0,00% |
| NL | 0 | 0,00% | -/- | -/- | 0 | 0,00% |

| Partei | EW 2019 Stimmen | EW 2019 Prozent | EW 2014 Stimmen | EW 2014 Prozent | Differenz Stimmen | Differenz In Prozent |
|---------------------------------|--------------------|--------------------|--------------------|--------------------|----------------------|-------------------------|
| ÖkoLinX | 0 | 0,00% | -/- | -/- | 0 | 0,00% |
| Die Humanisten | 0 | 0,00% | -/- | -/- | 0 | 0,00% |
| PARTEI FÜR DIE TIERE | 0 | 0,00% | -/- | -/- | 0 | 0,00% |
| Gesundheitsforschung | 0 | 0,00% | -/- | -/- | 0 | 0,00% |
| Volt | 1 | 0,11% | -/- | -/- | +1 | +0,11% |
| AUF | -/- | -/- | 1 | 0,13% | -1 | -0,13% |
| BüSo | -/- | -/- | 0 | 0,00% | 0 | 0,00% |
| CM | -/- | -/- | 0 | 0,00% | 0 | 0,00% |
| REP | -/- | -/- | 3 | 0,38% | -3 | -0,38% |
| PBC | -/- | -/- | 0 | 0,00% | 0 | 0,00% |
| PRO NRW | -/- | -/- | 2 | 0,25% | -2 | -0,25% |

29.1 Dr. Ulrich Lange-Stiftung

| | EW 2019 | EW 2014 | Differenz |
|-----------------------------------|---------------|---------------|---------------|
| Wahlbeteiligung | 65,84% | 56,44% | +9,40% |
| Wahlberechtigte insgesamt | 947 | 952 | -5 |
| Wahlberechtigte ohne Sperrvermerk | 764 | 769 | -5 |
| Wahlberechtigte mit Sperrvermerk | 183 | 183 | 0 |
| Wahlberechtigte § 24 Abs. 2 EuWO | 0 | 0 | 0 |
| Wähler insgesamt | 503 | 434 | +69 |
| Wähler mit Wahlschein | 1 | 0 | +1 |
| Ungültige Stimmen | 5 | 10 | -5 |
| Gültige Stimmen | 498 | 424 | +74 |

| In Prozent | 37,75% | 15,46% | 23,69% | 5,42% | 3,61% | 6,22% | 3,61% | 4,22% |
|------------|--------|--------|--------|-------|-------|-------|--------|----------|
| Stimmen | 188 | 77 | 118 | 27 | 18 | 31 | 18 | 21 |
| Partei | CDU | SPD | GRÜNE | AfD | LINKE | FDP | PARTEI | Sonstige |

| | | | | | | | | |
|--------------------|--------|---------|---------|--------|--------|--------|--------|----------|
| Gewinn In Prozent | | | +13,31% | | +1,96% | | +3,14% | |
| Verlust In Prozent | -4,00% | -11,90% | | -1,42% | | -1,09% | | -0,03% |
| Partei | CDU | SPD | GRÜNE | AfD | LINKE | FDP | PARTEI | Sonstige |

| Partei | EW 2019 Stimmen | EW 2019 Prozent | EW 2014 Stimmen | EW 2014 Prozent | Differenz Stimmen | Differenz In Prozent |
|---------------------|--------------------|--------------------|--------------------|--------------------|----------------------|-------------------------|
| CDU | 188 | 37,75% | 177 | 41,75% | +11 | -4,00% |
| SPD | 77 | 15,46% | 116 | 27,36% | -39 | -11,90% |
| GRÜNE | 118 | 23,69% | 44 | 10,38% | +74 | +13,31% |
| AfD | 27 | 5,42% | 29 | 6,84% | -2 | -1,42% |
| DIE LINKE | 18 | 3,61% | 7 | 1,65% | +11 | +1,96% |
| FDP | 31 | 6,22% | 31 | 7,31% | 0 | -1,09% |
| PIRATEN | 3 | 0,60% | 5 | 1,18% | -2 | -0,58% |
| Tierschutzpartei | 6 | 1,20% | 6 | 1,42% | 0 | -0,22% |
| NPD | 0 | 0,00% | 2 | 0,47% | -2 | -0,47% |
| Die PARTEI | 18 | 3,61% | 2 | 0,47% | +16 | +3,14% |
| FAMILIE | 3 | 0,60% | 2 | 0,47% | +1 | +0,13% |
| FREIE WÄHLER | 1 | 0,20% | 0 | 0,00% | +1 | +0,20% |
| Volksabstimmung | 0 | 0,00% | 1 | 0,24% | -1 | -0,24% |
| ÖDP | 2 | 0,40% | 1 | 0,24% | +1 | +0,16% |
| DKP | 0 | 0,00% | 0 | 0,00% | 0 | 0,00% |
| MLPD | 0 | 0,00% | 0 | 0,00% | 0 | 0,00% |
| BP | 0 | 0,00% | 0 | 0,00% | 0 | 0,00% |
| SGP | 0 | 0,00% | 0 | 0,00% | 0 | 0,00% |
| TIERSCHUTZ hier! | 0 | 0,00% | -/- | -/- | 0 | 0,00% |
| Tierschutzallianz | 1 | 0,20% | -/- | -/- | +1 | +0,20% |
| Bündnis C | 0 | 0,00% | -/- | -/- | 0 | 0,00% |
| BIG | 0 | 0,00% | -/- | -/- | 0 | 0,00% |
| BGE | 1 | 0,20% | -/- | -/- | +1 | +0,20% |
| DIE DIREKTE! | 0 | 0,00% | -/- | -/- | 0 | 0,00% |
| DiEM25 | 1 | 0,20% | -/- | -/- | +1 | +0,20% |
| III. Weg | 0 | 0,00% | -/- | -/- | 0 | 0,00% |
| Die Grauen | 0 | 0,00% | -/- | -/- | 0 | 0,00% |
| DIE RECHTE | 0 | 0,00% | -/- | -/- | 0 | 0,00% |
| DIE VIOLETTEN | 0 | 0,00% | -/- | -/- | 0 | 0,00% |
| LIEBE | 0 | 0,00% | -/- | -/- | 0 | 0,00% |
| DIE FRAUEN | 0 | 0,00% | -/- | -/- | 0 | 0,00% |
| Graue Panther | 0 | 0,00% | -/- | -/- | 0 | 0,00% |
| LKR | 0 | 0,00% | -/- | -/- | 0 | 0,00% |
| MENSCHLICHE WELT | 0 | 0,00% | -/- | -/- | 0 | 0,00% |
| NL | 0 | 0,00% | -/- | -/- | 0 | 0,00% |

| Partei | EW 2019 Stimmen | EW 2019 Prozent | EW 2014 Stimmen | EW 2014 Prozent | Differenz Stimmen | Differenz In Prozent |
|---------------------------------|--------------------|--------------------|--------------------|--------------------|----------------------|-------------------------|
| ÖkoLinX | 0 | 0,00% | -/- | -/- | 0 | 0,00% |
| Die Humanisten | 0 | 0,00% | -/- | -/- | 0 | 0,00% |
| PARTEI FÜR DIE TIERE | 1 | 0,20% | -/- | -/- | +1 | +0,20% |
| Gesundheitsforschung | 1 | 0,20% | -/- | -/- | +1 | +0,20% |
| Volt | 1 | 0,20% | -/- | -/- | +1 | +0,20% |
| AUF | -/- | -/- | 0 | 0,00% | 0 | 0,00% |
| BüSo | -/- | -/- | 0 | 0,00% | 0 | 0,00% |
| CM | -/- | -/- | 0 | 0,00% | 0 | 0,00% |
| REP | -/- | -/- | 0 | 0,00% | 0 | 0,00% |
| PBC | -/- | -/- | 1 | 0,24% | -1 | -0,24% |
| PRO NRW | -/- | -/- | 0 | 0,00% | 0 | 0,00% |

29.2 Bürgerservice Traar

| | EW 2019 | EW 2014 | Differenz |
|-----------------------------------|---------------|---------------|----------------|
| Wahlbeteiligung | 69,65% | 58,81% | +10,84% |
| Wahlberechtigte insgesamt | 1.578 | 1.583 | -5 |
| Wahlberechtigte ohne Sperrvermerk | 1.272 | 1.333 | -61 |
| Wahlberechtigte mit Sperrvermerk | 306 | 250 | +56 |
| Wahlberechtigte § 24 Abs. 2 EuWO | 0 | 0 | 0 |
| Wähler insgesamt | 886 | 784 | +102 |
| Wähler mit Wahlschein | 6 | 1 | +5 |
| Ungültige Stimmen | 7 | 12 | -5 |
| Gültige Stimmen | 879 | 772 | +107 |

| | | | | | | | | |
|-------------------|------------|------------|--------------|------------|--------------|------------|--------------|-----------------|
| In Prozent | 35,72% | 12,29% | 24,80% | 7,62% | 0,91% | 11,15% | 1,14% | 6,37% |
| Stimmen | 314 | 108 | 218 | 67 | 8 | 98 | 10 | 56 |
| Partei | CDU | SPD | GRÜNE | AfD | LINKE | FDP | Tiers | Sonstige |

| | | | | | | | | |
|---------------------------|------------|------------|--------------|------------|--------------|------------|--------------|-----------------|
| Gewinn In Prozent | | | +14,96% | +1,01% | | +2,60% | +0,10% | +2,48% |
| Verlust In Prozent | -11,56% | -8,56% | | | -1,03% | | | |
| Partei | CDU | SPD | GRÜNE | AfD | LINKE | FDP | Tiers | Sonstige |

| Partei | EW 2019 Stimmen | EW 2019 Prozent | EW 2014 Stimmen | EW 2014 Prozent | Differenz Stimmen | Differenz In Prozent |
|--------------------------|--------------------|--------------------|--------------------|--------------------|----------------------|-------------------------|
| CDU | 314 | 35,72% | 365 | 47,28% | -51 | -11,56% |
| SPD | 108 | 12,29% | 161 | 20,85% | -53 | -8,56% |
| GRÜNE | 218 | 24,80% | 76 | 9,84% | +142 | +14,96% |
| AfD | 67 | 7,62% | 51 | 6,61% | +16 | +1,01% |
| DIE LINKE | 8 | 0,91% | 15 | 1,94% | -7 | -1,03% |
| FDP | 98 | 11,15% | 66 | 8,55% | +32 | +2,60% |
| PIRATEN | 5 | 0,57% | 6 | 0,78% | -1 | -0,21% |
| Tierschutzpartei | 10 | 1,14% | 8 | 1,04% | +2 | +0,10% |
| NPD | 1 | 0,11% | 2 | 0,26% | -1 | -0,15% |
| Die PARTEI | 10 | 1,14% | 5 | 0,65% | +5 | +0,49% |
| FAMILIE | 5 | 0,57% | 2 | 0,26% | +3 | +0,31% |
| FREIE WÄHLER | 7 | 0,80% | 1 | 0,13% | +6 | +0,67% |
| Volksabstimmung | 3 | 0,34% | 4 | 0,52% | -1 | -0,18% |
| ÖDP | 4 | 0,46% | 3 | 0,39% | +1 | +0,07% |
| DKP | 0 | 0,00% | 0 | 0,00% | 0 | 0,00% |
| MLPD | 0 | 0,00% | 0 | 0,00% | 0 | 0,00% |
| BP | 0 | 0,00% | 1 | 0,13% | -1 | -0,13% |
| SGP | 0 | 0,00% | 0 | 0,00% | 0 | 0,00% |
| TIERSCHUTZ hier! | 3 | 0,34% | -/- | -/- | +3 | +0,34% |
| Tierschutzallianz | 1 | 0,11% | -/- | -/- | +1 | +0,11% |
| Bündnis C | 0 | 0,00% | -/- | -/- | 0 | 0,00% |
| BIG | 0 | 0,00% | -/- | -/- | 0 | 0,00% |
| BGE | 0 | 0,00% | -/- | -/- | 0 | 0,00% |
| DIE DIREKTE! | 0 | 0,00% | -/- | -/- | 0 | 0,00% |
| DiEM25 | 1 | 0,11% | -/- | -/- | +1 | +0,11% |
| III. Weg | 0 | 0,00% | -/- | -/- | 0 | 0,00% |
| Die Grauen | 0 | 0,00% | -/- | -/- | 0 | 0,00% |
| DIE RECHTE | 1 | 0,11% | -/- | -/- | +1 | +0,11% |
| DIE VIOLETTEN | 0 | 0,00% | -/- | -/- | 0 | 0,00% |
| LIEBE | 1 | 0,11% | -/- | -/- | +1 | +0,11% |
| DIE FRAUEN | 3 | 0,34% | -/- | -/- | +3 | +0,34% |
| Graue Panther | 0 | 0,00% | -/- | -/- | 0 | 0,00% |
| LKR | 1 | 0,11% | -/- | -/- | +1 | +0,11% |
| MENSCHLICHE WELT | 0 | 0,00% | -/- | -/- | 0 | 0,00% |
| NL | 0 | 0,00% | -/- | -/- | 0 | 0,00% |

| Partei | EW 2019 Stimmen | EW 2019 Prozent | EW 2014 Stimmen | EW 2014 Prozent | Differenz Stimmen | Differenz In Prozent |
|---------------------------------|--------------------|--------------------|--------------------|--------------------|----------------------|-------------------------|
| ÖkoLinX | 1 | 0,11% | -/- | -/- | +1 | +0,11% |
| Die Humanisten | 1 | 0,11% | -/- | -/- | +1 | +0,11% |
| PARTEI FÜR DIE TIERE | 2 | 0,23% | -/- | -/- | +2 | +0,23% |
| Gesundheitsforschung | 2 | 0,23% | -/- | -/- | +2 | +0,23% |
| Volt | 4 | 0,46% | -/- | -/- | +4 | +0,46% |
| AUF | -/- | -/- | 0 | 0,00% | 0 | 0,00% |
| BüSo | -/- | -/- | 0 | 0,00% | 0 | 0,00% |
| CM | -/- | -/- | 3 | 0,39% | -3 | -0,39% |
| REP | -/- | -/- | 0 | 0,00% | 0 | 0,00% |
| PBC | -/- | -/- | 0 | 0,00% | 0 | 0,00% |
| PRO NRW | -/- | -/- | 3 | 0,39% | -3 | -0,39% |

29.3 Kita Gattenstraße

| | EW 2019 | EW 2014 | Differenz |
|-----------------------------------|---------------|---------------|---------------|
| Wahlbeteiligung | 75,18% | 65,42% | +9,76% |
| Wahlberechtigte insgesamt | 905 | 830 | +75 |
| Wahlberechtigte ohne Sperrvermerk | 709 | 697 | +12 |
| Wahlberechtigte mit Sperrvermerk | 196 | 133 | +63 |
| Wahlberechtigte § 24 Abs. 2 EuWO | 0 | 0 | 0 |
| Wähler insgesamt | 533 | 456 | +77 |
| Wähler mit Wahlschein | 2 | 0 | +2 |
| Ungültige Stimmen | 2 | 4 | -2 |
| Gültige Stimmen | 531 | 452 | +79 |

| | CDU | SPD | GRÜNE | AfD | LINKE | FDP | PARTEI | Sonstige |
|-------------------|------------|------------|--------------|------------|--------------|------------|---------------|-----------------|
| In Prozent | 39,92% | 7,72% | 28,25% | 5,27% | 0,38% | 12,62% | 1,32% | 4,52% |
| Stimmen | 212 | 41 | 150 | 28 | 2 | 67 | 7 | 24 |
| Partei | CDU | SPD | GRÜNE | AfD | LINKE | FDP | PARTEI | Sonstige |

| | CDU | SPD | GRÜNE | AfD | LINKE | FDP | PARTEI | Sonstige |
|---------------------------|------------|------------|--------------|------------|--------------|------------|---------------|-----------------|
| Gewinn In Prozent | | | +18,29% | | | +3,55% | +1,10% | +2,53% |
| Verlust In Prozent | -8,75% | -13,30% | | -2,69% | -0,73% | | | |
| Partei | CDU | SPD | GRÜNE | AfD | LINKE | FDP | PARTEI | Sonstige |

| Partei | EW 2019 Stimmen | EW 2019 Prozent | EW 2014 Stimmen | EW 2014 Prozent | Differenz Stimmen | Differenz In Prozent |
|--------------------------|--------------------|--------------------|--------------------|--------------------|----------------------|-------------------------|
| CDU | 212 | 39,92% | 220 | 48,67% | -8 | -8,75% |
| SPD | 41 | 7,72% | 95 | 21,02% | -54 | -13,30% |
| GRÜNE | 150 | 28,25% | 45 | 9,96% | +105 | +18,29% |
| AfD | 28 | 5,27% | 36 | 7,96% | -8 | -2,69% |
| DIE LINKE | 2 | 0,38% | 5 | 1,11% | -3 | -0,73% |
| FDP | 67 | 12,62% | 41 | 9,07% | +26 | +3,55% |
| PIRATEN | 2 | 0,38% | 3 | 0,66% | -1 | -0,28% |
| Tierschutzpartei | 2 | 0,38% | 2 | 0,44% | 0 | -0,06% |
| NPD | 0 | 0,00% | 2 | 0,44% | -2 | -0,44% |
| Die PARTEI | 7 | 1,32% | 1 | 0,22% | +6 | +1,10% |
| FAMILIE | 3 | 0,56% | 0 | 0,00% | +3 | +0,56% |
| FREIE WÄHLER | 1 | 0,19% | 0 | 0,00% | +1 | +0,19% |
| Volksabstimmung | 0 | 0,00% | 0 | 0,00% | 0 | 0,00% |
| ÖDP | 7 | 1,32% | 0 | 0,00% | +7 | +1,32% |
| DKP | 0 | 0,00% | 0 | 0,00% | 0 | 0,00% |
| MLPD | 0 | 0,00% | 0 | 0,00% | 0 | 0,00% |
| BP | 1 | 0,19% | 0 | 0,00% | +1 | +0,19% |
| SGP | 0 | 0,00% | 0 | 0,00% | 0 | 0,00% |
| TIERSCHUTZ hier! | 0 | 0,00% | -/- | -/- | 0 | 0,00% |
| Tierschutzallianz | 0 | 0,00% | -/- | -/- | 0 | 0,00% |
| Bündnis C | 0 | 0,00% | -/- | -/- | 0 | 0,00% |
| BIG | 0 | 0,00% | -/- | -/- | 0 | 0,00% |
| BGE | 0 | 0,00% | -/- | -/- | 0 | 0,00% |
| DIE DIREKTE! | 0 | 0,00% | -/- | -/- | 0 | 0,00% |
| DiEM25 | 2 | 0,38% | -/- | -/- | +2 | +0,38% |
| III. Weg | 0 | 0,00% | -/- | -/- | 0 | 0,00% |
| Die Grauen | 0 | 0,00% | -/- | -/- | 0 | 0,00% |
| DIE RECHTE | 0 | 0,00% | -/- | -/- | 0 | 0,00% |
| DIE VIOLETTEN | 0 | 0,00% | -/- | -/- | 0 | 0,00% |
| LIEBE | 0 | 0,00% | -/- | -/- | 0 | 0,00% |
| DIE FRAUEN | 0 | 0,00% | -/- | -/- | 0 | 0,00% |
| Graue Panther | 0 | 0,00% | -/- | -/- | 0 | 0,00% |
| LKR | 0 | 0,00% | -/- | -/- | 0 | 0,00% |
| MENSCHLICHE WELT | 0 | 0,00% | -/- | -/- | 0 | 0,00% |
| NL | 1 | 0,19% | -/- | -/- | +1 | +0,19% |

| Partei | EW 2019 Stimmen | EW 2019 Prozent | EW 2014 Stimmen | EW 2014 Prozent | Differenz Stimmen | Differenz In Prozent |
|---------------------------------|--------------------|--------------------|--------------------|--------------------|----------------------|-------------------------|
| ÖkoLinX | 0 | 0,00% | -/- | -/- | 0 | 0,00% |
| Die Humanisten | 0 | 0,00% | -/- | -/- | 0 | 0,00% |
| PARTEI FÜR DIE TIERE | 0 | 0,00% | -/- | -/- | 0 | 0,00% |
| Gesundheitsforschung | 0 | 0,00% | -/- | -/- | 0 | 0,00% |
| Volt | 5 | 0,94% | -/- | -/- | +5 | +0,94% |
| AUF | -/- | -/- | 0 | 0,00% | 0 | 0,00% |
| BüSo | -/- | -/- | 0 | 0,00% | 0 | 0,00% |
| CM | -/- | -/- | 0 | 0,00% | 0 | 0,00% |
| REP | -/- | -/- | 0 | 0,00% | 0 | 0,00% |
| PBC | -/- | -/- | 0 | 0,00% | 0 | 0,00% |
| PRO NRW | -/- | -/- | 2 | 0,44% | -2 | -0,44% |

29.4 Gem.-Grundschule

| | EW 2019 | EW 2014 | Differenz |
|-----------------------------------|---------------|---------------|---------------|
| Wahlbeteiligung | 75,82% | 67,36% | +8,46% |
| Wahlberechtigte insgesamt | 1.043 | 1.050 | -7 |
| Wahlberechtigte ohne Sperrvermerk | 823 | 861 | -38 |
| Wahlberechtigte mit Sperrvermerk | 220 | 189 | +31 |
| Wahlberechtigte § 24 Abs. 2 EuWO | 0 | 0 | 0 |
| Wähler insgesamt | 624 | 580 | +44 |
| Wähler mit Wahlschein | 5 | 0 | +5 |
| Ungültige Stimmen | 4 | 11 | -7 |
| Gültige Stimmen | 620 | 569 | +51 |

| | CDU | SPD | GRÜNE | AfD | LINKE | FDP | PARTEI | Sonstige |
|-------------------|------------|------------|--------------|------------|--------------|------------|---------------|-----------------|
| In Prozent | 39,35% | 13,55% | 27,10% | 3,71% | 1,29% | 9,68% | 0,97% | 4,35% |
| Stimmen | 244 | 84 | 168 | 23 | 8 | 60 | 6 | 27 |
| Partei | CDU | SPD | GRÜNE | AfD | LINKE | FDP | PARTEI | Sonstige |









| | CDU | SPD | GRÜNE | AfD | LINKE | FDP | PARTEI | Sonstige |
|---------------------------|------------|------------|--------------|------------|--------------|------------|---------------|-----------------|
| Gewinn In Prozent | | | +14,62% | | | +1,95% | +0,44% | +1,01% |
| Verlust In Prozent | -4,06% | -12,64% | | -1,04% | -0,29% | | | |
| Partei | CDU | SPD | GRÜNE | AfD | LINKE | FDP | PARTEI | Sonstige |


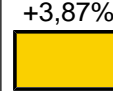

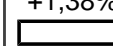

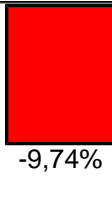


| Partei | EW 2019 Stimmen | EW 2019 Prozent | EW 2014 Stimmen | EW 2014 Prozent | Differenz Stimmen | Differenz In Prozent |
|--------------------------|--------------------|--------------------|--------------------|--------------------|----------------------|-------------------------|
| CDU | 244 | 39,35% | 247 | 43,41% | -3 | -4,06% |
| SPD | 84 | 13,55% | 149 | 26,19% | -65 | -12,64% |
| GRÜNE | 168 | 27,10% | 71 | 12,48% | +97 | +14,62% |
| AfD | 23 | 3,71% | 27 | 4,75% | -4 | -1,04% |
| DIE LINKE | 8 | 1,29% | 9 | 1,58% | -1 | -0,29% |
| FDP | 60 | 9,68% | 44 | 7,73% | +16 | +1,95% |
| PIRATEN | 0 | 0,00% | 2 | 0,35% | -2 | -0,35% |
| Tierschutzpartei | 3 | 0,48% | 7 | 1,23% | -4 | -0,75% |
| NPD | 1 | 0,16% | 3 | 0,53% | -2 | -0,37% |
| Die PARTEI | 6 | 0,97% | 3 | 0,53% | +3 | +0,44% |
| FAMILIE | 3 | 0,48% | 1 | 0,18% | +2 | +0,30% |
| FREIE WÄHLER | 2 | 0,32% | 0 | 0,00% | +2 | +0,32% |
| Volksabstimmung | 1 | 0,16% | 2 | 0,35% | -1 | -0,19% |
| ÖDP | 3 | 0,48% | 1 | 0,18% | +2 | +0,30% |
| DKP | 0 | 0,00% | 0 | 0,00% | 0 | 0,00% |
| MLPD | 0 | 0,00% | 1 | 0,18% | -1 | -0,18% |
| BP | 0 | 0,00% | 0 | 0,00% | 0 | 0,00% |
| SGP | 0 | 0,00% | 0 | 0,00% | 0 | 0,00% |
| TIERSCHUTZ hier! | 1 | 0,16% | -/- | -/- | +1 | +0,16% |
| Tierschutzallianz | 2 | 0,32% | -/- | -/- | +2 | +0,32% |
| Bündnis C | 0 | 0,00% | -/- | -/- | 0 | 0,00% |
| BIG | 0 | 0,00% | -/- | -/- | 0 | 0,00% |
| BGE | 0 | 0,00% | -/- | -/- | 0 | 0,00% |
| DIE DIREKTE! | 0 | 0,00% | -/- | -/- | 0 | 0,00% |
| DiEM25 | 2 | 0,32% | -/- | -/- | +2 | +0,32% |
| III. Weg | 0 | 0,00% | -/- | -/- | 0 | 0,00% |
| Die Grauen | 1 | 0,16% | -/- | -/- | +1 | +0,16% |
| DIE RECHTE | 0 | 0,00% | -/- | -/- | 0 | 0,00% |
| DIE VIOLETTEN | 1 | 0,16% | -/- | -/- | +1 | +0,16% |
| LIEBE | 0 | 0,00% | -/- | -/- | 0 | 0,00% |
| DIE FRAUEN | 0 | 0,00% | -/- | -/- | 0 | 0,00% |
| Graue Panther | 0 | 0,00% | -/- | -/- | 0 | 0,00% |
| LKR | 0 | 0,00% | -/- | -/- | 0 | 0,00% |
| MENSCHLICHE WELT | 2 | 0,32% | -/- | -/- | +2 | +0,32% |
| NL | 0 | 0,00% | -/- | -/- | 0 | 0,00% |

| Partei | EW 2019 Stimmen | EW 2019 Prozent | EW 2014 Stimmen | EW 2014 Prozent | Differenz Stimmen | Differenz In Prozent |
|---------------------------------|--------------------|--------------------|--------------------|--------------------|----------------------|-------------------------|
| ÖkoLinX | 0 | 0,00% | -/- | -/- | 0 | 0,00% |
| Die Humanisten | 0 | 0,00% | -/- | -/- | 0 | 0,00% |
| PARTEI FÜR DIE TIERE | 0 | 0,00% | -/- | -/- | 0 | 0,00% |
| Gesundheitsforschung | 1 | 0,16% | -/- | -/- | +1 | +0,16% |
| Volt | 4 | 0,65% | -/- | -/- | +4 | +0,65% |
| AUF | -/- | -/- | 0 | 0,00% | 0 | 0,00% |
| BüSo | -/- | -/- | 0 | 0,00% | 0 | 0,00% |
| CM | -/- | -/- | 0 | 0,00% | 0 | 0,00% |
| REP | -/- | -/- | 1 | 0,18% | -1 | -0,18% |
| PBC | -/- | -/- | 0 | 0,00% | 0 | 0,00% |
| PRO NRW | -/- | -/- | 1 | 0,18% | -1 | -0,18% |

29.5 Gerd-Jansen-Schule

| | EW 2019 | EW 2014 | Differenz |
|-----------------------------------|---------------|---------------|----------------|
| Wahlbeteiligung | 67,48% | 55,90% | +11,58% |
| Wahlberechtigte insgesamt | 1.533 | 1.504 | +29 |
| Wahlberechtigte ohne Sperrvermerk | 1.230 | 1.229 | +1 |
| Wahlberechtigte mit Sperrvermerk | 303 | 275 | +28 |
| Wahlberechtigte § 24 Abs. 2 EuWO | 0 | 0 | 0 |
| Wähler insgesamt | 830 | 687 | +143 |
| Wähler mit Wahlschein | 3 | 0 | +3 |
| Ungültige Stimmen | 5 | 9 | -4 |
| Gültige Stimmen | 825 | 678 | +147 |

| | | | | | | | | |
|-------------------|---|---|---|---|--|---|---|---|
| In Prozent |  |  |  |  |  |  |  |  |
| Stimmen | 287 | 118 | 220 | 32 | 25 | 83 | 17 | 43 |
| Partei | CDU | SPD | GRÜNE | AfD | LINKE | FDP | Tiers | Sonstige |

| | | | | | | | | |
|---------------------------|---|---|---|---|--|---|---|---|
| Gewinn In Prozent | | |  | | |  |  |  |
| Verlust In Prozent |  |  | |  |  | | | |
| Partei | CDU | SPD | GRÜNE | AfD | LINKE | FDP | Tiers | Sonstige |

| Partei | EW 2019 Stimmen | EW 2019 Prozent | EW 2014 Stimmen | EW 2014 Prozent | Differenz Stimmen | Differenz In Prozent |
|-----------------------------|--------------------|--------------------|--------------------|--------------------|----------------------|-------------------------|
| CDU | 287 | 34,79% | 314 | 46,31% | -27 | -11,52% |
| SPD | 118 | 14,30% | 163 | 24,04% | -45 | -9,74% |
| GRÜNE | 220 | 26,67% | 73 | 10,77% | +147 | +15,90% |
| AfD | 32 | 3,88% | 35 | 5,16% | -3 | -1,28% |
| DIE LINKE | 25 | 3,03% | 19 | 2,80% | +6 | +0,23% |
| FDP | 83 | 10,06% | 42 | 6,19% | +41 | +3,87% |
| PIRATEN | 2 | 0,24% | 9 | 1,33% | -7 | -1,09% |
| Tierschutzpartei | 17 | 2,06% | 6 | 0,88% | +11 | +1,18% |
| NPD | 0 | 0,00% | 3 | 0,44% | -3 | -0,44% |
| Die PARTEI | 14 | 1,70% | 4 | 0,59% | +10 | +1,11% |
| FAMILIE | 6 | 0,73% | 1 | 0,15% | +5 | +0,58% |
| FREIE WÄHLER | 2 | 0,24% | 2 | 0,29% | 0 | -0,05% |
| Volksabstimmung | 0 | 0,00% | 0 | 0,00% | 0 | 0,00% |
| ÖDP | 2 | 0,24% | 2 | 0,29% | 0 | -0,05% |
| DKP | 0 | 0,00% | 0 | 0,00% | 0 | 0,00% |
| MLPD | 0 | 0,00% | 0 | 0,00% | 0 | 0,00% |
| BP | 1 | 0,12% | 0 | 0,00% | +1 | +0,12% |
| SGP | 0 | 0,00% | 0 | 0,00% | 0 | 0,00% |
| TIERSCHUTZ hier! | 1 | 0,12% | -/- | -/- | +1 | +0,12% |
| Tierschutzallianz | 0 | 0,00% | -/- | -/- | 0 | 0,00% |
| Bündnis C | 0 | 0,00% | -/- | -/- | 0 | 0,00% |
| BIG | 0 | 0,00% | -/- | -/- | 0 | 0,00% |
| BGE | 0 | 0,00% | -/- | -/- | 0 | 0,00% |
| DIE DIREKTE! | 0 | 0,00% | -/- | -/- | 0 | 0,00% |
| DiEM25 | 5 | 0,61% | -/- | -/- | +5 | +0,61% |
| III. Weg | 2 | 0,24% | -/- | -/- | +2 | +0,24% |
| Die Grauen | 1 | 0,12% | -/- | -/- | +1 | +0,12% |
| DIE RECHTE | 0 | 0,00% | -/- | -/- | 0 | 0,00% |
| DIE VIOLETTEN | 1 | 0,12% | -/- | -/- | +1 | +0,12% |
| LIEBE | 0 | 0,00% | -/- | -/- | 0 | 0,00% |
| DIE FRAUEN | 0 | 0,00% | -/- | -/- | 0 | 0,00% |
| Graue Panther | 0 | 0,00% | -/- | -/- | 0 | 0,00% |
| LKR | 0 | 0,00% | -/- | -/- | 0 | 0,00% |
| MENSCHLICHE WELT | 0 | 0,00% | -/- | -/- | 0 | 0,00% |
| NL | 0 | 0,00% | -/- | -/- | 0 | 0,00% |

| Partei | EW 2019 Stimmen | EW 2019 Prozent | EW 2014 Stimmen | EW 2014 Prozent | Differenz Stimmen | Differenz In Prozent |
|---------------------------------|--------------------|--------------------|--------------------|--------------------|----------------------|-------------------------|
| ÖkoLinX | 1 | 0,12% | -/- | -/- | +1 | +0,12% |
| Die Humanisten | 1 | 0,12% | -/- | -/- | +1 | +0,12% |
| PARTEI FÜR DIE TIERE | 2 | 0,24% | -/- | -/- | +2 | +0,24% |
| Gesundheitsforschung | 0 | 0,00% | -/- | -/- | 0 | 0,00% |
| Volt | 2 | 0,24% | -/- | -/- | +2 | +0,24% |
| AUF | -/- | -/- | 2 | 0,29% | -2 | -0,29% |
| BüSo | -/- | -/- | 0 | 0,00% | 0 | 0,00% |
| CM | -/- | -/- | 2 | 0,29% | -2 | -0,29% |
| REP | -/- | -/- | 0 | 0,00% | 0 | 0,00% |
| PBC | -/- | -/- | 0 | 0,00% | 0 | 0,00% |
| PRO NRW | -/- | -/- | 1 | 0,15% | -1 | -0,15% |

29.6 Gerd-Jansen-Schule

| | EW 2019 | EW 2014 | Differenz |
|-----------------------------------|---------------|---------------|----------------|
| Wahlbeteiligung | 70,73% | 58,09% | +12,64% |
| Wahlberechtigte insgesamt | 1.348 | 1.411 | -63 |
| Wahlberechtigte ohne Sperrvermerk | 967 | 1.057 | -90 |
| Wahlberechtigte mit Sperrvermerk | 381 | 354 | +27 |
| Wahlberechtigte § 24 Abs. 2 EuWO | 0 | 0 | 0 |
| Wähler insgesamt | 684 | 614 | +70 |
| Wähler mit Wahlschein | 1 | 4 | -3 |
| Ungültige Stimmen | 0 | 4 | -4 |
| Gültige Stimmen | 684 | 610 | +74 |

| In Prozent | 40,35% | 9,65% | 27,19% | 3,65% | 1,61% | 12,72% | 0,73% | 4,09% |
|------------|--------|-------|--------|-------|-------|--------|-------|----------|
| Stimmen | 276 | 66 | 186 | 25 | 11 | 87 | 5 | 28 |
| Partei | CDU | SPD | GRÜNE | AfD | LINKE | FDP | Tiers | Sonstige |

| | | | | | | | | |
|--------------------|--------|---------|---------|--------|--------|--------|--------|----------|
| Gewinn In Prozent | | | +18,01% | +0,21% | | +0,59% | +0,24% | +2,61% |
| Verlust In Prozent | -7,19% | -14,45% | | | -0,03% | | | |
| Partei | CDU | SPD | GRÜNE | AfD | LINKE | FDP | Tiers | Sonstige |

| Partei | EW 2019 Stimmen | EW 2019 Prozent | EW 2014 Stimmen | EW 2014 Prozent | Differenz Stimmen | Differenz In Prozent |
|--------------------------|--------------------|--------------------|--------------------|--------------------|----------------------|-------------------------|
| CDU | 276 | 40,35% | 290 | 47,54% | -14 | -7,19% |
| SPD | 66 | 9,65% | 147 | 24,10% | -81 | -14,45% |
| GRÜNE | 186 | 27,19% | 56 | 9,18% | +130 | +18,01% |
| AfD | 25 | 3,65% | 21 | 3,44% | +4 | +0,21% |
| DIE LINKE | 11 | 1,61% | 10 | 1,64% | +1 | -0,03% |
| FDP | 87 | 12,72% | 74 | 12,13% | +13 | +0,59% |
| PIRATEN | 2 | 0,29% | 3 | 0,49% | -1 | -0,20% |
| Tierschutzpartei | 5 | 0,73% | 3 | 0,49% | +2 | +0,24% |
| NPD | 0 | 0,00% | 0 | 0,00% | 0 | 0,00% |
| Die PARTEI | 4 | 0,58% | 2 | 0,33% | +2 | +0,25% |
| FAMILIE | 2 | 0,29% | 1 | 0,16% | +1 | +0,13% |
| FREIE WÄHLER | 4 | 0,58% | 0 | 0,00% | +4 | +0,58% |
| Volksabstimmung | 0 | 0,00% | 1 | 0,16% | -1 | -0,16% |
| ÖDP | 4 | 0,58% | 0 | 0,00% | +4 | +0,58% |
| DKP | 0 | 0,00% | 0 | 0,00% | 0 | 0,00% |
| MLPD | 0 | 0,00% | 0 | 0,00% | 0 | 0,00% |
| BP | 0 | 0,00% | 1 | 0,16% | -1 | -0,16% |
| SGP | 0 | 0,00% | 0 | 0,00% | 0 | 0,00% |
| TIERSCHUTZ hier! | 1 | 0,15% | -/- | -/- | +1 | +0,15% |
| Tierschutzallianz | 1 | 0,15% | -/- | -/- | +1 | +0,15% |
| Bündnis C | 0 | 0,00% | -/- | -/- | 0 | 0,00% |
| BIG | 0 | 0,00% | -/- | -/- | 0 | 0,00% |
| BGE | 0 | 0,00% | -/- | -/- | 0 | 0,00% |
| DIE DIREKTE! | 0 | 0,00% | -/- | -/- | 0 | 0,00% |
| DiEM25 | 1 | 0,15% | -/- | -/- | +1 | +0,15% |
| III. Weg | 0 | 0,00% | -/- | -/- | 0 | 0,00% |
| Die Grauen | 0 | 0,00% | -/- | -/- | 0 | 0,00% |
| DIE RECHTE | 0 | 0,00% | -/- | -/- | 0 | 0,00% |
| DIE VIOLETTEN | 0 | 0,00% | -/- | -/- | 0 | 0,00% |
| LIEBE | 0 | 0,00% | -/- | -/- | 0 | 0,00% |
| DIE FRAUEN | 0 | 0,00% | -/- | -/- | 0 | 0,00% |
| Graue Panther | 1 | 0,15% | -/- | -/- | +1 | +0,15% |
| LKR | 0 | 0,00% | -/- | -/- | 0 | 0,00% |
| MENSCHLICHE WELT | 0 | 0,00% | -/- | -/- | 0 | 0,00% |
| NL | 1 | 0,15% | -/- | -/- | +1 | +0,15% |

| Partei | EW 2019 Stimmen | EW 2019 Prozent | EW 2014 Stimmen | EW 2014 Prozent | Differenz Stimmen | Differenz In Prozent |
|---------------------------------|--------------------|--------------------|--------------------|--------------------|----------------------|-------------------------|
| ÖkoLinX | 0 | 0,00% | -/- | -/- | 0 | 0,00% |
| Die Humanisten | 0 | 0,00% | -/- | -/- | 0 | 0,00% |
| PARTEI FÜR DIE TIERE | 1 | 0,15% | -/- | -/- | +1 | +0,15% |
| Gesundheitsforschung | 1 | 0,15% | -/- | -/- | +1 | +0,15% |
| Volt | 5 | 0,73% | -/- | -/- | +5 | +0,73% |
| AUF | -/- | -/- | 1 | 0,16% | -1 | -0,16% |
| BüSo | -/- | -/- | 0 | 0,00% | 0 | 0,00% |
| CM | -/- | -/- | 0 | 0,00% | 0 | 0,00% |
| REP | -/- | -/- | 0 | 0,00% | 0 | 0,00% |
| PBC | -/- | -/- | 0 | 0,00% | 0 | 0,00% |
| PRO NRW | -/- | -/- | 0 | 0,00% | 0 | 0,00% |

29.9 Briefwahlbezirk 29

| | EW 2019 | EW 2014 | Differenz |
|-----------------------|---------|---------|-----------|
| Wähler mit Wahrschein | 1.505 | 1.270 | +235 |
| Ungültige Stimmen | 11 | 17 | -6 |
| Gültige Stimmen | 1.494 | 1.253 | +241 |

| | | | | | | | | |
|-------------------|------------|------------|--------------|------------|--------------|------------|---------------|-----------------|
| In Prozent | 43,78% | 12,38% | 19,81% | 4,69% | 1,41% | 13,12% | 1,00% | 3,82% |
| Stimmen | 654 | 185 | 296 | 70 | 21 | 196 | 15 | 57 |
| Partei | CDU | SPD | GRÜNE | AfD | LINKE | FDP | PARTEI | Sonstige |

| | | | | | | | | |
|---------------------------|------------|------------|--------------|------------|--------------|------------|---------------|-----------------|
| Gewinn In Prozent | | | +12,23% | | | +4,42% | +0,84% | |
| Verlust In Prozent | -7,30% | -8,21% | | -1,69% | | | | -0,41% |
| Partei | CDU | SPD | GRÜNE | AfD | LINKE | FDP | PARTEI | Sonstige |

| Partei | EW 2019 Stimmen | EW 2019 Prozent | EW 2014 Stimmen | EW 2014 Prozent | Differenz Stimmen | Differenz In Prozent |
|--------------------------|--------------------|--------------------|--------------------|--------------------|----------------------|-------------------------|
| CDU | 654 | 43,78% | 640 | 51,08% | +14 | -7,30% |
| SPD | 185 | 12,38% | 258 | 20,59% | -73 | -8,21% |
| GRÜNE | 296 | 19,81% | 95 | 7,58% | +201 | +12,23% |
| AfD | 70 | 4,69% | 80 | 6,38% | -10 | -1,69% |
| DIE LINKE | 21 | 1,41% | 16 | 1,28% | +5 | +0,13% |
| FDP | 196 | 13,12% | 109 | 8,70% | +87 | +4,42% |
| PIRATEN | 8 | 0,54% | 13 | 1,04% | -5 | -0,50% |
| Tierschutzpartei | 12 | 0,80% | 13 | 1,04% | -1 | -0,24% |
| NPD | 0 | 0,00% | 1 | 0,08% | -1 | -0,08% |
| Die PARTEI | 15 | 1,00% | 2 | 0,16% | +13 | +0,84% |
| FAMILIE | 3 | 0,20% | 3 | 0,24% | 0 | -0,04% |
| FREIE WÄHLER | 2 | 0,13% | 7 | 0,56% | -5 | -0,43% |
| Volksabstimmung | 0 | 0,00% | 8 | 0,64% | -8 | -0,64% |
| ÖDP | 2 | 0,13% | 1 | 0,08% | +1 | +0,05% |
| DKP | 0 | 0,00% | 0 | 0,00% | 0 | 0,00% |
| MLPD | 1 | 0,07% | 0 | 0,00% | +1 | +0,07% |
| BP | 2 | 0,13% | 0 | 0,00% | +2 | +0,13% |
| SGP | 0 | 0,00% | 0 | 0,00% | 0 | 0,00% |
| TIERSCHUTZ hier! | 1 | 0,07% | -/- | -/- | +1 | +0,07% |
| Tierschutzallianz | 1 | 0,07% | -/- | -/- | +1 | +0,07% |
| Bündnis C | 0 | 0,00% | -/- | -/- | 0 | 0,00% |
| BIG | 0 | 0,00% | -/- | -/- | 0 | 0,00% |
| BGE | 3 | 0,20% | -/- | -/- | +3 | +0,20% |
| DIE DIREKTE! | 1 | 0,07% | -/- | -/- | +1 | +0,07% |
| DiEM25 | 3 | 0,20% | -/- | -/- | +3 | +0,20% |
| III. Weg | 0 | 0,00% | -/- | -/- | 0 | 0,00% |
| Die Grauen | 0 | 0,00% | -/- | -/- | 0 | 0,00% |
| DIE RECHTE | 1 | 0,07% | -/- | -/- | +1 | +0,07% |
| DIE VIOLETTEN | 3 | 0,20% | -/- | -/- | +3 | +0,20% |
| LIEBE | 0 | 0,00% | -/- | -/- | 0 | 0,00% |
| DIE FRAUEN | 0 | 0,00% | -/- | -/- | 0 | 0,00% |
| Graue Panther | 2 | 0,13% | -/- | -/- | +2 | +0,13% |
| LKR | 1 | 0,07% | -/- | -/- | +1 | +0,07% |
| MENSCHLICHE WELT | 1 | 0,07% | -/- | -/- | +1 | +0,07% |
| NL | 0 | 0,00% | -/- | -/- | 0 | 0,00% |

| Partei | EW 2019 Stimmen | EW 2019 Prozent | EW 2014 Stimmen | EW 2014 Prozent | Differenz Stimmen | Differenz In Prozent |
|---------------------------------|--------------------|--------------------|--------------------|--------------------|----------------------|-------------------------|
| ÖkoLinX | 2 | 0,13% | -/- | -/- | +2 | +0,13% |
| Die Humanisten | 0 | 0,00% | -/- | -/- | 0 | 0,00% |
| PARTEI FÜR DIE TIERE | 0 | 0,00% | -/- | -/- | 0 | 0,00% |
| Gesundheitsforschung | 0 | 0,00% | -/- | -/- | 0 | 0,00% |
| Volt | 8 | 0,54% | -/- | -/- | +8 | +0,54% |
| AUF | -/- | -/- | 4 | 0,32% | -4 | -0,32% |
| BüSo | -/- | -/- | 0 | 0,00% | 0 | 0,00% |
| CM | -/- | -/- | 0 | 0,00% | 0 | 0,00% |
| REP | -/- | -/- | 0 | 0,00% | 0 | 0,00% |
| PBC | -/- | -/- | 0 | 0,00% | 0 | 0,00% |
| PRO NRW | -/- | -/- | 3 | 0,24% | -3 | -0,24% |

30.2 Gesamtschule Oppum

| | EW 2019 | EW 2014 | Differenz |
|-----------------------------------|---------------|---------------|----------------|
| Wahlbeteiligung | 39,66% | 28,45% | +11,21% |
| Wahlberechtigte insgesamt | 706 | 657 | +49 |
| Wahlberechtigte ohne Sperrvermerk | 638 | 608 | +30 |
| Wahlberechtigte mit Sperrvermerk | 68 | 49 | +19 |
| Wahlberechtigte § 24 Abs. 2 EuWO | 0 | 0 | 0 |
| Wähler insgesamt | 253 | 173 | +80 |
| Wähler mit Wahlschein | 1 | 0 | +1 |
| Ungültige Stimmen | 3 | 5 | -2 |
| Gültige Stimmen | 250 | 168 | +82 |

| In Prozent | 20,00% | 18,40% | 20,40% | 12,40% | 9,20% | 6,80% | 2,40% | 10,40% |
|------------|--------|--------|--------|--------|-------|-------|-------|----------|
| Stimmen | 50 | 46 | 51 | 31 | 23 | 17 | 6 | 26 |
| Partei | CDU | SPD | GRÜNE | AfD | LINKE | FDP | FAMIL | Sonstige |

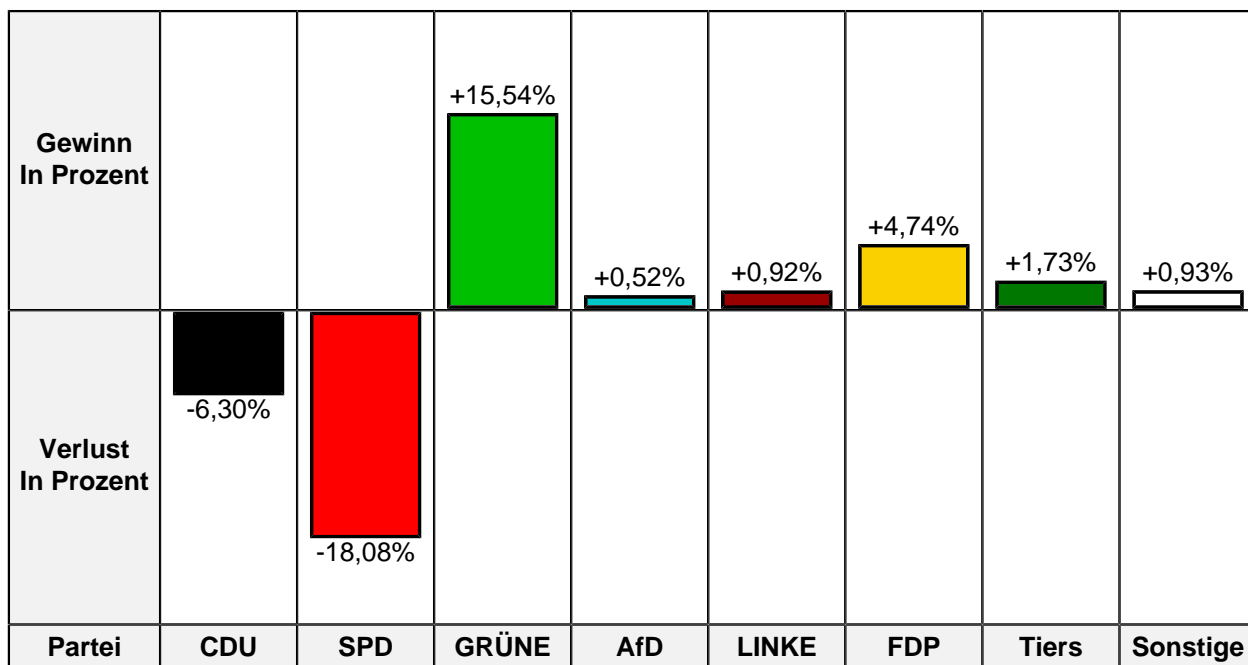
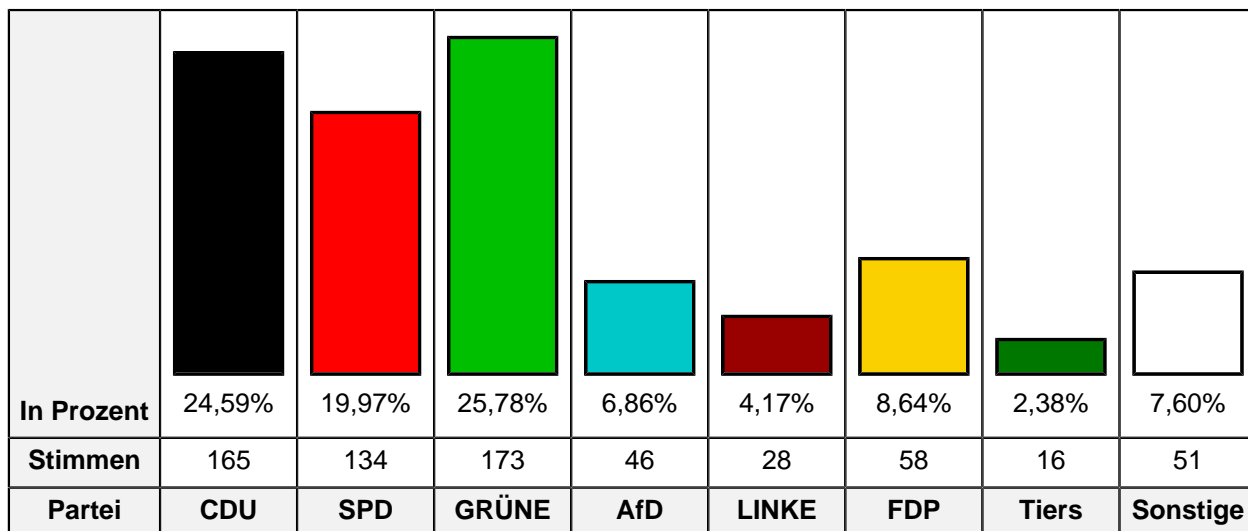
| | | | | | | | | |
|--------------------|--------|---------|---------|--------|--------|--------|--------|----------|
| Gewinn In Prozent | | | +14,45% | +8,83% | +2,06% | +5,61% | +1,21% | +2,66% |
| Verlust In Prozent | -7,38% | -27,43% | | | | | | |
| Partei | CDU | SPD | GRÜNE | AfD | LINKE | FDP | FAMIL | Sonstige |

| Partei | EW 2019 Stimmen | EW 2019 Prozent | EW 2014 Stimmen | EW 2014 Prozent | Differenz Stimmen | Differenz In Prozent |
|---------------------|--------------------|--------------------|--------------------|--------------------|----------------------|-------------------------|
| CDU | 50 | 20,00% | 46 | 27,38% | +4 | -7,38% |
| SPD | 46 | 18,40% | 77 | 45,83% | -31 | -27,43% |
| GRÜNE | 51 | 20,40% | 10 | 5,95% | +41 | +14,45% |
| AfD | 31 | 12,40% | 6 | 3,57% | +25 | +8,83% |
| DIE LINKE | 23 | 9,20% | 12 | 7,14% | +11 | +2,06% |
| FDP | 17 | 6,80% | 2 | 1,19% | +15 | +5,61% |
| PIRATEN | 1 | 0,40% | 4 | 2,38% | -3 | -1,98% |
| Tierschutzpartei | 3 | 1,20% | 1 | 0,60% | +2 | +0,60% |
| NPD | 1 | 0,40% | 4 | 2,38% | -3 | -1,98% |
| Die PARTEI | 3 | 1,20% | 2 | 1,19% | +1 | +0,01% |
| FAMILIE | 6 | 2,40% | 2 | 1,19% | +4 | +1,21% |
| FREIE WÄHLER | 2 | 0,80% | 0 | 0,00% | +2 | +0,80% |
| Volksabstimmung | 3 | 1,20% | 0 | 0,00% | +3 | +1,20% |
| ÖDP | 0 | 0,00% | 0 | 0,00% | 0 | 0,00% |
| DKP | 0 | 0,00% | 1 | 0,60% | -1 | -0,60% |
| MLPD | 1 | 0,40% | 0 | 0,00% | +1 | +0,40% |
| BP | 0 | 0,00% | 0 | 0,00% | 0 | 0,00% |
| SGP | 1 | 0,40% | 0 | 0,00% | +1 | +0,40% |
| TIERSCHUTZ hier! | 1 | 0,40% | -/- | -/- | +1 | +0,40% |
| Tierschutzallianz | 0 | 0,00% | -/- | -/- | 0 | 0,00% |
| Bündnis C | 0 | 0,00% | -/- | -/- | 0 | 0,00% |
| BIG | 2 | 0,80% | -/- | -/- | +2 | +0,80% |
| BGE | 0 | 0,00% | -/- | -/- | 0 | 0,00% |
| DIE DIREKTE! | 1 | 0,40% | -/- | -/- | +1 | +0,40% |
| DiEM25 | 0 | 0,00% | -/- | -/- | 0 | 0,00% |
| III. Weg | 1 | 0,40% | -/- | -/- | +1 | +0,40% |
| Die Grauen | 0 | 0,00% | -/- | -/- | 0 | 0,00% |
| DIE RECHTE | 0 | 0,00% | -/- | -/- | 0 | 0,00% |
| DIE VIOLETTEN | 0 | 0,00% | -/- | -/- | 0 | 0,00% |
| LIEBE | 0 | 0,00% | -/- | -/- | 0 | 0,00% |
| DIE FRAUEN | 0 | 0,00% | -/- | -/- | 0 | 0,00% |
| Graue Panther | 0 | 0,00% | -/- | -/- | 0 | 0,00% |
| LKR | 0 | 0,00% | -/- | -/- | 0 | 0,00% |
| MENSCHLICHE WELT | 3 | 1,20% | -/- | -/- | +3 | +1,20% |
| NL | 0 | 0,00% | -/- | -/- | 0 | 0,00% |

| Partei | EW 2019 Stimmen | EW 2019 Prozent | EW 2014 Stimmen | EW 2014 Prozent | Differenz Stimmen | Differenz In Prozent |
|---------------------------------|--------------------|--------------------|--------------------|--------------------|----------------------|-------------------------|
| ÖkoLinX | 0 | 0,00% | -/- | -/- | 0 | 0,00% |
| Die Humanisten | 1 | 0,40% | -/- | -/- | +1 | +0,40% |
| PARTEI FÜR DIE TIERE | 1 | 0,40% | -/- | -/- | +1 | +0,40% |
| Gesundheitsforschung | 0 | 0,00% | -/- | -/- | 0 | 0,00% |
| Volt | 1 | 0,40% | -/- | -/- | +1 | +0,40% |
| AUF | -/- | -/- | 0 | 0,00% | 0 | 0,00% |
| BüSo | -/- | -/- | 0 | 0,00% | 0 | 0,00% |
| CM | -/- | -/- | 0 | 0,00% | 0 | 0,00% |
| REP | -/- | -/- | 0 | 0,00% | 0 | 0,00% |
| PBC | -/- | -/- | 1 | 0,60% | -1 | -0,60% |
| PRO NRW | -/- | -/- | 0 | 0,00% | 0 | 0,00% |

30.4 Haus Schönwasser

| | EW 2019 | EW 2014 | Differenz |
|-----------------------------------|---------------|---------------|---------------|
| Wahlbeteiligung | 59,28% | 50,20% | +9,08% |
| Wahlberechtigte insgesamt | 1.403 | 1.489 | -86 |
| Wahlberechtigte ohne Sperrvermerk | 1.132 | 1.241 | -109 |
| Wahlberechtigte mit Sperrvermerk | 271 | 248 | +23 |
| Wahlberechtigte § 24 Abs. 2 EuWO | 0 | 0 | 0 |
| Wähler insgesamt | 671 | 623 | +48 |
| Wähler mit Wahlschein | 0 | 0 | 0 |
| Ungültige Stimmen | 0 | 8 | -8 |
| Gültige Stimmen | 671 | 615 | +56 |

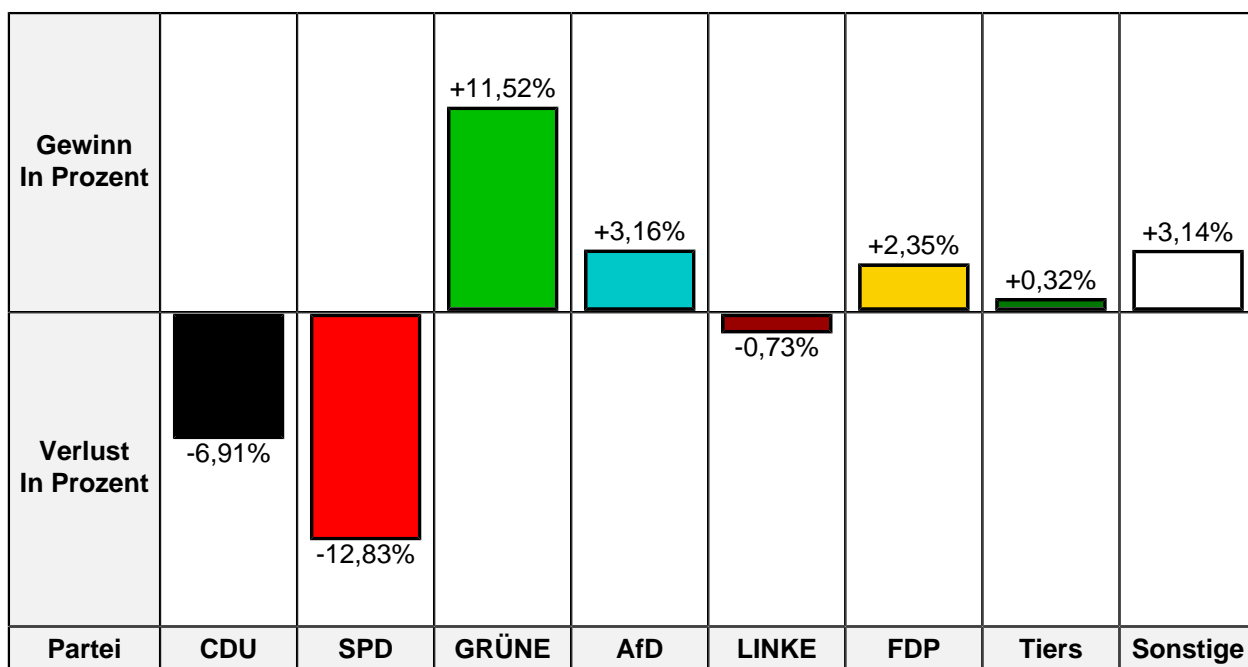
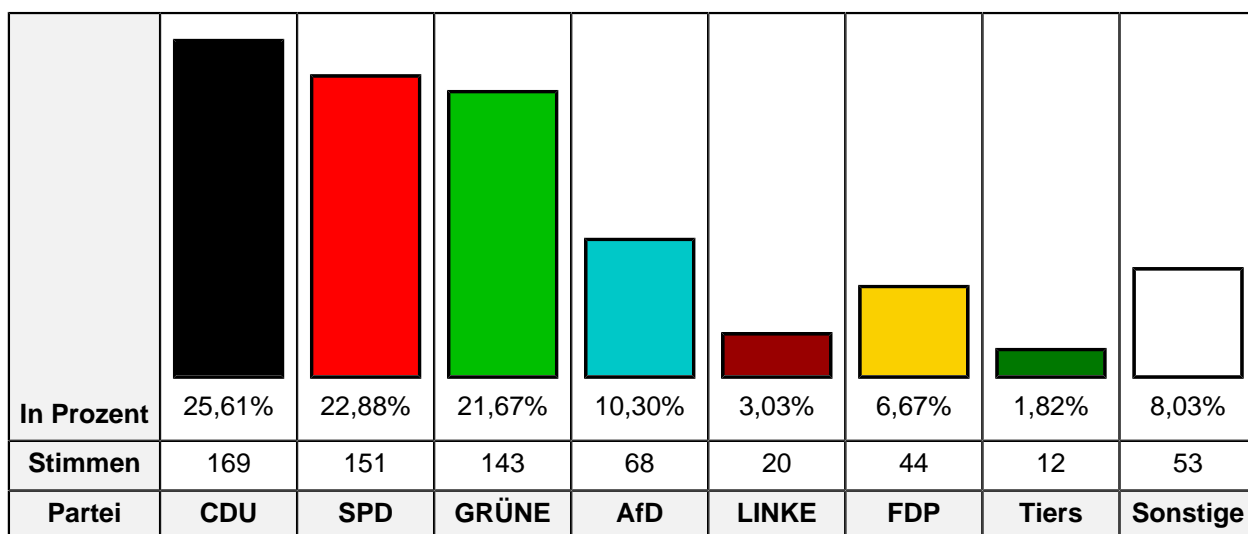


| Partei | EW 2019 Stimmen | EW 2019 Prozent | EW 2014 Stimmen | EW 2014 Prozent | Differenz Stimmen | Differenz In Prozent |
|--------------------------|--------------------|--------------------|--------------------|--------------------|----------------------|-------------------------|
| CDU | 165 | 24,59% | 190 | 30,89% | -25 | -6,30% |
| SPD | 134 | 19,97% | 234 | 38,05% | -100 | -18,08% |
| GRÜNE | 173 | 25,78% | 63 | 10,24% | +110 | +15,54% |
| AfD | 46 | 6,86% | 39 | 6,34% | +7 | +0,52% |
| DIE LINKE | 28 | 4,17% | 20 | 3,25% | +8 | +0,92% |
| FDP | 58 | 8,64% | 24 | 3,90% | +34 | +4,74% |
| PIRATEN | 2 | 0,30% | 11 | 1,79% | -9 | -1,49% |
| Tierschutzpartei | 16 | 2,38% | 4 | 0,65% | +12 | +1,73% |
| NPD | 0 | 0,00% | 2 | 0,33% | -2 | -0,33% |
| Die PARTEI | 14 | 2,09% | 7 | 1,14% | +7 | +0,95% |
| FAMILIE | 3 | 0,45% | 4 | 0,65% | -1 | -0,20% |
| FREIE WÄHLER | 2 | 0,30% | 1 | 0,16% | +1 | +0,14% |
| Volksabstimmung | 0 | 0,00% | 1 | 0,16% | -1 | -0,16% |
| ÖDP | 5 | 0,75% | 3 | 0,49% | +2 | +0,26% |
| DKP | 0 | 0,00% | 1 | 0,16% | -1 | -0,16% |
| MLPD | 0 | 0,00% | 1 | 0,16% | -1 | -0,16% |
| BP | 0 | 0,00% | 1 | 0,16% | -1 | -0,16% |
| SGP | 0 | 0,00% | 0 | 0,00% | 0 | 0,00% |
| TIERSCHUTZ hier! | 3 | 0,45% | -/- | -/- | +3 | +0,45% |
| Tierschutzallianz | 1 | 0,15% | -/- | -/- | +1 | +0,15% |
| Bündnis C | 3 | 0,45% | -/- | -/- | +3 | +0,45% |
| BIG | 0 | 0,00% | -/- | -/- | 0 | 0,00% |
| BGE | 0 | 0,00% | -/- | -/- | 0 | 0,00% |
| DIE DIREKTE! | 1 | 0,15% | -/- | -/- | +1 | +0,15% |
| DiEM25 | 2 | 0,30% | -/- | -/- | +2 | +0,30% |
| III. Weg | 0 | 0,00% | -/- | -/- | 0 | 0,00% |
| Die Grauen | 0 | 0,00% | -/- | -/- | 0 | 0,00% |
| DIE RECHTE | 0 | 0,00% | -/- | -/- | 0 | 0,00% |
| DIE VIOLETTEN | 0 | 0,00% | -/- | -/- | 0 | 0,00% |
| LIEBE | 0 | 0,00% | -/- | -/- | 0 | 0,00% |
| DIE FRAUEN | 1 | 0,15% | -/- | -/- | +1 | +0,15% |
| Graue Panther | 0 | 0,00% | -/- | -/- | 0 | 0,00% |
| LKR | 1 | 0,15% | -/- | -/- | +1 | +0,15% |
| MENSCHLICHE WELT | 0 | 0,00% | -/- | -/- | 0 | 0,00% |
| NL | 0 | 0,00% | -/- | -/- | 0 | 0,00% |

| Partei | EW 2019 Stimmen | EW 2019 Prozent | EW 2014 Stimmen | EW 2014 Prozent | Differenz Stimmen | Differenz In Prozent |
|---------------------------------|--------------------|--------------------|--------------------|--------------------|----------------------|-------------------------|
| ÖkoLinX | 0 | 0,00% | -/- | -/- | 0 | 0,00% |
| Die Humanisten | 1 | 0,15% | -/- | -/- | +1 | +0,15% |
| PARTEI FÜR DIE TIERE | 3 | 0,45% | -/- | -/- | +3 | +0,45% |
| Gesundheitsforschung | 2 | 0,30% | -/- | -/- | +2 | +0,30% |
| Volt | 7 | 1,04% | -/- | -/- | +7 | +1,04% |
| AUF | -/- | -/- | 1 | 0,16% | -1 | -0,16% |
| BüSo | -/- | -/- | 0 | 0,00% | 0 | 0,00% |
| CM | -/- | -/- | 1 | 0,16% | -1 | -0,16% |
| REP | -/- | -/- | 2 | 0,33% | -2 | -0,33% |
| PBC | -/- | -/- | 4 | 0,65% | -4 | -0,65% |
| PRO NRW | -/- | -/- | 1 | 0,16% | -1 | -0,16% |

30.5 Gesamtschule Oppum

| | EW 2019 | EW 2014 | Differenz |
|-----------------------------------|---------------|---------------|----------------|
| Wahlbeteiligung | 54,01% | 43,98% | +10,03% |
| Wahlberechtigte insgesamt | 1.469 | 1.428 | +41 |
| Wahlberechtigte ohne Sperrvermerk | 1.233 | 1.237 | -4 |
| Wahlberechtigte mit Sperrvermerk | 236 | 191 | +45 |
| Wahlberechtigte § 24 Abs. 2 EuWO | 0 | 0 | 0 |
| Wähler insgesamt | 666 | 544 | +122 |
| Wähler mit Wahlschein | 1 | 1 | 0 |
| Ungültige Stimmen | 6 | 12 | -6 |
| Gültige Stimmen | 660 | 532 | +128 |



| Partei | EW 2019 Stimmen | EW 2019 Prozent | EW 2014 Stimmen | EW 2014 Prozent | Differenz Stimmen | Differenz In Prozent |
|---------------------|--------------------|--------------------|--------------------|--------------------|----------------------|-------------------------|
| CDU | 169 | 25,61% | 173 | 32,52% | -4 | -6,91% |
| SPD | 151 | 22,88% | 190 | 35,71% | -39 | -12,83% |
| GRÜNE | 143 | 21,67% | 54 | 10,15% | +89 | +11,52% |
| AfD | 68 | 10,30% | 38 | 7,14% | +30 | +3,16% |
| DIE LINKE | 20 | 3,03% | 20 | 3,76% | 0 | -0,73% |
| FDP | 44 | 6,67% | 23 | 4,32% | +21 | +2,35% |
| PIRATEN | 8 | 1,21% | 8 | 1,50% | 0 | -0,29% |
| Tierschutzpartei | 12 | 1,82% | 8 | 1,50% | +4 | +0,32% |
| NPD | 0 | 0,00% | 4 | 0,75% | -4 | -0,75% |
| Die PARTEI | 6 | 0,91% | 5 | 0,94% | +1 | -0,03% |
| FAMILIE | 6 | 0,91% | 2 | 0,38% | +4 | +0,53% |
| FREIE WÄHLER | 4 | 0,61% | 2 | 0,38% | +2 | +0,23% |
| Volksabstimmung | 0 | 0,00% | 3 | 0,56% | -3 | -0,56% |
| ÖDP | 0 | 0,00% | 0 | 0,00% | 0 | 0,00% |
| DKP | 0 | 0,00% | 0 | 0,00% | 0 | 0,00% |
| MLPD | 0 | 0,00% | 0 | 0,00% | 0 | 0,00% |
| BP | 0 | 0,00% | 0 | 0,00% | 0 | 0,00% |
| SGP | 0 | 0,00% | 0 | 0,00% | 0 | 0,00% |
| TIERSCHUTZ hier! | 1 | 0,15% | -/- | -/- | +1 | +0,15% |
| Tierschutzallianz | 3 | 0,45% | -/- | -/- | +3 | +0,45% |
| Bündnis C | 0 | 0,00% | -/- | -/- | 0 | 0,00% |
| BIG | 4 | 0,61% | -/- | -/- | +4 | +0,61% |
| BGE | 0 | 0,00% | -/- | -/- | 0 | 0,00% |
| DIE DIREKTE! | 0 | 0,00% | -/- | -/- | 0 | 0,00% |
| DiEM25 | 0 | 0,00% | -/- | -/- | 0 | 0,00% |
| III. Weg | 0 | 0,00% | -/- | -/- | 0 | 0,00% |
| Die Grauen | 4 | 0,61% | -/- | -/- | +4 | +0,61% |
| DIE RECHTE | 0 | 0,00% | -/- | -/- | 0 | 0,00% |
| DIE VIOLETTEN | 0 | 0,00% | -/- | -/- | 0 | 0,00% |
| LIEBE | 1 | 0,15% | -/- | -/- | +1 | +0,15% |
| DIE FRAUEN | 1 | 0,15% | -/- | -/- | +1 | +0,15% |
| Graue Panther | 3 | 0,45% | -/- | -/- | +3 | +0,45% |
| LKR | 0 | 0,00% | -/- | -/- | 0 | 0,00% |
| MENSCHLICHE WELT | 0 | 0,00% | -/- | -/- | 0 | 0,00% |
| NL | 0 | 0,00% | -/- | -/- | 0 | 0,00% |

| Partei | EW 2019 Stimmen | EW 2019 Prozent | EW 2014 Stimmen | EW 2014 Prozent | Differenz Stimmen | Differenz In Prozent |
|---------------------------------|--------------------|--------------------|--------------------|--------------------|----------------------|-------------------------|
| ÖkoLinX | 0 | 0,00% | -/- | -/- | 0 | 0,00% |
| Die Humanisten | 1 | 0,15% | -/- | -/- | +1 | +0,15% |
| PARTEI FÜR DIE TIERE | 2 | 0,30% | -/- | -/- | +2 | +0,30% |
| Gesundheitsforschung | 1 | 0,15% | -/- | -/- | +1 | +0,15% |
| Volt | 8 | 1,21% | -/- | -/- | +8 | +1,21% |
| AUF | -/- | -/- | 0 | 0,00% | 0 | 0,00% |
| BüSo | -/- | -/- | 0 | 0,00% | 0 | 0,00% |
| CM | -/- | -/- | 1 | 0,19% | -1 | -0,19% |
| REP | -/- | -/- | 0 | 0,00% | 0 | 0,00% |
| PBC | -/- | -/- | 0 | 0,00% | 0 | 0,00% |
| PRO NRW | -/- | -/- | 1 | 0,19% | -1 | -0,19% |

30.6 Schönwasserschule

| | EW 2019 | EW 2014 | Differenz |
|-----------------------------------|---------------|---------------|---------------|
| Wahlbeteiligung | 45,62% | 38,19% | +7,43% |
| Wahlberechtigte insgesamt | 1.179 | 1.201 | -22 |
| Wahlberechtigte ohne Sperrvermerk | 1.061 | 1.071 | -10 |
| Wahlberechtigte mit Sperrvermerk | 118 | 130 | -12 |
| Wahlberechtigte § 24 Abs. 2 EuWO | 0 | 0 | 0 |
| Wähler insgesamt | 484 | 409 | +75 |
| Wähler mit Wahlschein | 0 | 1 | -1 |
| Ungültige Stimmen | 6 | 6 | 0 |
| Gültige Stimmen | 478 | 403 | +75 |

| | | | | | | | | |
|-------------------|------------|------------|--------------|------------|--------------|------------|---------------|-----------------|
| In Prozent | 19,46% | 18,20% | 21,97% | 11,51% | 8,37% | 6,49% | 1,88% | 12,13% |
| Stimmen | 93 | 87 | 105 | 55 | 40 | 31 | 9 | 58 |
| Partei | CDU | SPD | GRÜNE | AfD | LINKE | FDP | PARTEI | Sonstige |

| | | | | | | | | |
|---------------------------|------------|------------|--------------|------------|--------------|------------|---------------|-----------------|
| Gewinn In Prozent | | | +10,56% | +1,83% | +1,17% | +1,28% | +0,89% | +4,93% |
| Verlust In Prozent | -2,87% | -17,78% | | | | | | |
| Partei | CDU | SPD | GRÜNE | AfD | LINKE | FDP | PARTEI | Sonstige |

| Partei | EW 2019 Stimmen | EW 2019 Prozent | EW 2014 Stimmen | EW 2014 Prozent | Differenz Stimmen | Differenz In Prozent |
|--------------------------|--------------------|--------------------|--------------------|--------------------|----------------------|-------------------------|
| CDU | 93 | 19,46% | 90 | 22,33% | +3 | -2,87% |
| SPD | 87 | 18,20% | 145 | 35,98% | -58 | -17,78% |
| GRÜNE | 105 | 21,97% | 46 | 11,41% | +59 | +10,56% |
| AfD | 55 | 11,51% | 39 | 9,68% | +16 | +1,83% |
| DIE LINKE | 40 | 8,37% | 29 | 7,20% | +11 | +1,17% |
| FDP | 31 | 6,49% | 21 | 5,21% | +10 | +1,28% |
| PIRATEN | 3 | 0,63% | 12 | 2,98% | -9 | -2,35% |
| Tierschutzpartei | 8 | 1,67% | 7 | 1,74% | +1 | -0,07% |
| NPD | 1 | 0,21% | 2 | 0,50% | -1 | -0,29% |
| Die PARTEI | 9 | 1,88% | 4 | 0,99% | +5 | +0,89% |
| FAMILIE | 9 | 1,88% | 4 | 0,99% | +5 | +0,89% |
| FREIE WÄHLER | 4 | 0,84% | 0 | 0,00% | +4 | +0,84% |
| Volksabstimmung | 0 | 0,00% | 0 | 0,00% | 0 | 0,00% |
| ÖDP | 1 | 0,21% | 1 | 0,25% | 0 | -0,04% |
| DKP | 0 | 0,00% | 0 | 0,00% | 0 | 0,00% |
| MLPD | 0 | 0,00% | 0 | 0,00% | 0 | 0,00% |
| BP | 0 | 0,00% | 0 | 0,00% | 0 | 0,00% |
| SGP | 0 | 0,00% | 0 | 0,00% | 0 | 0,00% |
| TIERSCHUTZ hier! | 0 | 0,00% | -/- | -/- | 0 | 0,00% |
| Tierschutzallianz | 1 | 0,21% | -/- | -/- | +1 | +0,21% |
| Bündnis C | 0 | 0,00% | -/- | -/- | 0 | 0,00% |
| BIG | 8 | 1,67% | -/- | -/- | +8 | +1,67% |
| BGE | 1 | 0,21% | -/- | -/- | +1 | +0,21% |
| DIE DIREKTE! | 2 | 0,42% | -/- | -/- | +2 | +0,42% |
| DiEM25 | 6 | 1,26% | -/- | -/- | +6 | +1,26% |
| III. Weg | 0 | 0,00% | -/- | -/- | 0 | 0,00% |
| Die Grauen | 3 | 0,63% | -/- | -/- | +3 | +0,63% |
| DIE RECHTE | 0 | 0,00% | -/- | -/- | 0 | 0,00% |
| DIE VIOLETTEN | 0 | 0,00% | -/- | -/- | 0 | 0,00% |
| LIEBE | 0 | 0,00% | -/- | -/- | 0 | 0,00% |
| DIE FRAUEN | 0 | 0,00% | -/- | -/- | 0 | 0,00% |
| Graue Panther | 5 | 1,05% | -/- | -/- | +5 | +1,05% |
| LKR | 1 | 0,21% | -/- | -/- | +1 | +0,21% |
| MENSCHLICHE WELT | 0 | 0,00% | -/- | -/- | 0 | 0,00% |
| NL | 0 | 0,00% | -/- | -/- | 0 | 0,00% |

| Partei | EW 2019 Stimmen | EW 2019 Prozent | EW 2014 Stimmen | EW 2014 Prozent | Differenz Stimmen | Differenz In Prozent |
|---------------------------------|--------------------|--------------------|--------------------|--------------------|----------------------|-------------------------|
| ÖkoLinX | 0 | 0,00% | -/- | -/- | 0 | 0,00% |
| Die Humanisten | 0 | 0,00% | -/- | -/- | 0 | 0,00% |
| PARTEI FÜR DIE TIERE | 2 | 0,42% | -/- | -/- | +2 | +0,42% |
| Gesundheitsforschung | 0 | 0,00% | -/- | -/- | 0 | 0,00% |
| Volt | 3 | 0,63% | -/- | -/- | +3 | +0,63% |
| AUF | -/- | -/- | 0 | 0,00% | 0 | 0,00% |
| BüSo | -/- | -/- | 0 | 0,00% | 0 | 0,00% |
| CM | -/- | -/- | 1 | 0,25% | -1 | -0,25% |
| REP | -/- | -/- | 0 | 0,00% | 0 | 0,00% |
| PBC | -/- | -/- | 0 | 0,00% | 0 | 0,00% |
| PRO NRW | -/- | -/- | 2 | 0,50% | -2 | -0,50% |

30.9 Briefwahlbezirk 30

| | EW 2019 | EW 2014 | Differenz |
|-----------------------|---------|---------|-----------|
| Wähler mit Wahrschein | 650 | 557 | +93 |
| Ungültige Stimmen | 10 | 5 | +5 |
| Gültige Stimmen | 640 | 552 | +88 |

| | | | | | | | | |
|-------------------|------------|------------|--------------|------------|--------------|------------|---------------|-----------------|
| In Prozent | 27,50% | 20,78% | 22,34% | 7,66% | 3,13% | 8,91% | 2,97% | 6,72% |
| Stimmen | 176 | 133 | 143 | 49 | 20 | 57 | 19 | 43 |
| Partei | CDU | SPD | GRÜNE | AfD | LINKE | FDP | PARTEI | Sonstige |

| | | | | | | | | |
|---------------------------|------------|------------|--------------|------------|--------------|------------|---------------|-----------------|
| Gewinn In Prozent | | | +12,01% | | | +5,29% | +2,79% | +0,38% |
| Verlust In Prozent | -7,46% | -10,02% | | -2,67% | -0,31% | | | |
| Partei | CDU | SPD | GRÜNE | AfD | LINKE | FDP | PARTEI | Sonstige |

| Partei | EW 2019 Stimmen | EW 2019 Prozent | EW 2014 Stimmen | EW 2014 Prozent | Differenz Stimmen | Differenz In Prozent |
|--------------------------|--------------------|--------------------|--------------------|--------------------|----------------------|-------------------------|
| CDU | 176 | 27,50% | 193 | 34,96% | -17 | -7,46% |
| SPD | 133 | 20,78% | 170 | 30,80% | -37 | -10,02% |
| GRÜNE | 143 | 22,34% | 57 | 10,33% | +86 | +12,01% |
| AfD | 49 | 7,66% | 57 | 10,33% | -8 | -2,67% |
| DIE LINKE | 20 | 3,13% | 19 | 3,44% | +1 | -0,31% |
| FDP | 57 | 8,91% | 20 | 3,62% | +37 | +5,29% |
| PIRATEN | 5 | 0,78% | 5 | 0,91% | 0 | -0,13% |
| Tierschutzpartei | 11 | 1,72% | 8 | 1,45% | +3 | +0,27% |
| NPD | 0 | 0,00% | 3 | 0,54% | -3 | -0,54% |
| Die PARTEI | 19 | 2,97% | 1 | 0,18% | +18 | +2,79% |
| FAMILIE | 2 | 0,31% | 1 | 0,18% | +1 | +0,13% |
| FREIE WÄHLER | 1 | 0,16% | 7 | 1,27% | -6 | -1,11% |
| Volksabstimmung | 1 | 0,16% | 3 | 0,54% | -2 | -0,38% |
| ÖDP | 2 | 0,31% | 2 | 0,36% | 0 | -0,05% |
| DKP | 0 | 0,00% | 0 | 0,00% | 0 | 0,00% |
| MLPD | 0 | 0,00% | 0 | 0,00% | 0 | 0,00% |
| BP | 0 | 0,00% | 0 | 0,00% | 0 | 0,00% |
| SGP | 0 | 0,00% | 0 | 0,00% | 0 | 0,00% |
| TIERSCHUTZ hier! | 5 | 0,78% | -/- | -/- | +5 | +0,78% |
| Tierschutzallianz | 3 | 0,47% | -/- | -/- | +3 | +0,47% |
| Bündnis C | 0 | 0,00% | -/- | -/- | 0 | 0,00% |
| BIG | 1 | 0,16% | -/- | -/- | +1 | +0,16% |
| BGE | 3 | 0,47% | -/- | -/- | +3 | +0,47% |
| DIE DIREKTE! | 0 | 0,00% | -/- | -/- | 0 | 0,00% |
| DiEM25 | 0 | 0,00% | -/- | -/- | 0 | 0,00% |
| III. Weg | 0 | 0,00% | -/- | -/- | 0 | 0,00% |
| Die Grauen | 1 | 0,16% | -/- | -/- | +1 | +0,16% |
| DIE RECHTE | 0 | 0,00% | -/- | -/- | 0 | 0,00% |
| DIE VIOLETTEN | 0 | 0,00% | -/- | -/- | 0 | 0,00% |
| LIEBE | 0 | 0,00% | -/- | -/- | 0 | 0,00% |
| DIE FRAUEN | 0 | 0,00% | -/- | -/- | 0 | 0,00% |
| Graue Panther | 0 | 0,00% | -/- | -/- | 0 | 0,00% |
| LKR | 2 | 0,31% | -/- | -/- | +2 | +0,31% |
| MENSCHLICHE WELT | 0 | 0,00% | -/- | -/- | 0 | 0,00% |
| NL | 0 | 0,00% | -/- | -/- | 0 | 0,00% |

| Partei | EW 2019 Stimmen | EW 2019 Prozent | EW 2014 Stimmen | EW 2014 Prozent | Differenz Stimmen | Differenz In Prozent |
|---------------------------------|--------------------|--------------------|--------------------|--------------------|----------------------|-------------------------|
| ÖkoLinX | 0 | 0,00% | -/- | -/- | 0 | 0,00% |
| Die Humanisten | 0 | 0,00% | -/- | -/- | 0 | 0,00% |
| PARTEI FÜR DIE TIERE | 2 | 0,31% | -/- | -/- | +2 | +0,31% |
| Gesundheitsforschung | 0 | 0,00% | -/- | -/- | 0 | 0,00% |
| Volt | 4 | 0,63% | -/- | -/- | +4 | +0,63% |
| AUF | -/- | -/- | 1 | 0,18% | -1 | -0,18% |
| BüSo | -/- | -/- | 0 | 0,00% | 0 | 0,00% |
| CM | -/- | -/- | 0 | 0,00% | 0 | 0,00% |
| REP | -/- | -/- | 0 | 0,00% | 0 | 0,00% |
| PBC | -/- | -/- | 1 | 0,18% | -1 | -0,18% |
| PRO NRW | -/- | -/- | 4 | 0,72% | -4 | -0,72% |

31.1 Fr.-von-Bodelschwing-Schule

| | EW 2019 | EW 2014 | Differenz |
|-----------------------------------|---------------|---------------|---------------|
| Wahlbeteiligung | 48,84% | 39,68% | +9,16% |
| Wahlberechtigte insgesamt | 1.305 | 1.299 | +6 |
| Wahlberechtigte ohne Sperrvermerk | 1.206 | 1.197 | +9 |
| Wahlberechtigte mit Sperrvermerk | 99 | 102 | -3 |
| Wahlberechtigte § 24 Abs. 2 EuWO | 0 | 0 | 0 |
| Wähler insgesamt | 589 | 475 | +114 |
| Wähler mit Wahlschein | 0 | 0 | 0 |
| Ungültige Stimmen | 12 | 11 | +1 |
| Gültige Stimmen | 577 | 464 | +113 |

| | | | | | | | | |
|-------------------|------------|------------|--------------|------------|--------------|------------|---------------|-----------------|
| In Prozent | 20,97% | 27,21% | 15,94% | 11,27% | 5,37% | 7,63% | 2,60% | 9,01% |
| Stimmen | 121 | 157 | 92 | 65 | 31 | 44 | 15 | 52 |
| Partei | CDU | SPD | GRÜNE | AfD | LINKE | FDP | PARTEI | Sonstige |

| | | | | | | | | |
|---------------------------|------------|------------|--------------|------------|--------------|------------|---------------|-----------------|
| Gewinn In Prozent | | | +9,69% | +6,31% | +0,84% | +4,61% | +1,52% | +4,48% |
| Verlust In Prozent | -0,80% | -26,67% | | | | | | |
| Partei | CDU | SPD | GRÜNE | AfD | LINKE | FDP | PARTEI | Sonstige |

| Partei | EW 2019 Stimmen | EW 2019 Prozent | EW 2014 Stimmen | EW 2014 Prozent | Differenz Stimmen | Differenz In Prozent |
|---------------------|--------------------|--------------------|--------------------|--------------------|----------------------|-------------------------|
| CDU | 121 | 20,97% | 101 | 21,77% | +20 | -0,80% |
| SPD | 157 | 27,21% | 250 | 53,88% | -93 | -26,67% |
| GRÜNE | 92 | 15,94% | 29 | 6,25% | +63 | +9,69% |
| AfD | 65 | 11,27% | 23 | 4,96% | +42 | +6,31% |
| DIE LINKE | 31 | 5,37% | 21 | 4,53% | +10 | +0,84% |
| FDP | 44 | 7,63% | 14 | 3,02% | +30 | +4,61% |
| PIRATEN | 5 | 0,87% | 7 | 1,51% | -2 | -0,64% |
| Tierschutzpartei | 14 | 2,43% | 3 | 0,65% | +11 | +1,78% |
| NPD | 0 | 0,00% | 2 | 0,43% | -2 | -0,43% |
| Die PARTEI | 15 | 2,60% | 5 | 1,08% | +10 | +1,52% |
| FAMILIE | 8 | 1,39% | 5 | 1,08% | +3 | +0,31% |
| FREIE WÄHLER | 2 | 0,35% | 1 | 0,22% | +1 | +0,13% |
| Volksabstimmung | 3 | 0,52% | 0 | 0,00% | +3 | +0,52% |
| ÖDP | 3 | 0,52% | 1 | 0,22% | +2 | +0,30% |
| DKP | 0 | 0,00% | 0 | 0,00% | 0 | 0,00% |
| MLPD | 1 | 0,17% | 0 | 0,00% | +1 | +0,17% |
| BP | 0 | 0,00% | 0 | 0,00% | 0 | 0,00% |
| SGP | 0 | 0,00% | 0 | 0,00% | 0 | 0,00% |
| TIERSCHUTZ hier! | 4 | 0,69% | -/- | -/- | +4 | +0,69% |
| Tierschutzallianz | 1 | 0,17% | -/- | -/- | +1 | +0,17% |
| Bündnis C | 0 | 0,00% | -/- | -/- | 0 | 0,00% |
| BIG | 1 | 0,17% | -/- | -/- | +1 | +0,17% |
| BGE | 0 | 0,00% | -/- | -/- | 0 | 0,00% |
| DIE DIREKTE! | 0 | 0,00% | -/- | -/- | 0 | 0,00% |
| DiEM25 | 3 | 0,52% | -/- | -/- | +3 | +0,52% |
| III. Weg | 0 | 0,00% | -/- | -/- | 0 | 0,00% |
| Die Grauen | 0 | 0,00% | -/- | -/- | 0 | 0,00% |
| DIE RECHTE | 0 | 0,00% | -/- | -/- | 0 | 0,00% |
| DIE VIOLETTEN | 0 | 0,00% | -/- | -/- | 0 | 0,00% |
| LIEBE | 1 | 0,17% | -/- | -/- | +1 | +0,17% |
| DIE FRAUEN | 1 | 0,17% | -/- | -/- | +1 | +0,17% |
| Graue Panther | 0 | 0,00% | -/- | -/- | 0 | 0,00% |
| LKR | 0 | 0,00% | -/- | -/- | 0 | 0,00% |
| MENSCHLICHE WELT | 0 | 0,00% | -/- | -/- | 0 | 0,00% |
| NL | 0 | 0,00% | -/- | -/- | 0 | 0,00% |

| Partei | EW 2019 Stimmen | EW 2019 Prozent | EW 2014 Stimmen | EW 2014 Prozent | Differenz Stimmen | Differenz In Prozent |
|---------------------------------|--------------------|--------------------|--------------------|--------------------|----------------------|-------------------------|
| ÖkoLinX | 0 | 0,00% | -/- | -/- | 0 | 0,00% |
| Die Humanisten | 1 | 0,17% | -/- | -/- | +1 | +0,17% |
| PARTEI FÜR DIE TIERE | 1 | 0,17% | -/- | -/- | +1 | +0,17% |
| Gesundheitsforschung | 0 | 0,00% | -/- | -/- | 0 | 0,00% |
| Volt | 3 | 0,52% | -/- | -/- | +3 | +0,52% |
| AUF | -/- | -/- | 0 | 0,00% | 0 | 0,00% |
| BüSo | -/- | -/- | 0 | 0,00% | 0 | 0,00% |
| CM | -/- | -/- | 0 | 0,00% | 0 | 0,00% |
| REP | -/- | -/- | 1 | 0,22% | -1 | -0,22% |
| PBC | -/- | -/- | 0 | 0,00% | 0 | 0,00% |
| PRO NRW | -/- | -/- | 1 | 0,22% | -1 | -0,22% |

31.2 Fr.-von-Bodelsching-Schule

| | EW 2019 | EW 2014 | Differenz |
|-----------------------------------|---------------|---------------|---------------|
| Wahlbeteiligung | 52,24% | 42,72% | +9,52% |
| Wahlberechtigte insgesamt | 995 | 822 | +173 |
| Wahlberechtigte ohne Sperrvermerk | 850 | 721 | +129 |
| Wahlberechtigte mit Sperrvermerk | 145 | 101 | +44 |
| Wahlberechtigte § 24 Abs. 2 EuWO | 0 | 0 | 0 |
| Wähler insgesamt | 444 | 308 | +136 |
| Wähler mit Wahlschein | 0 | 0 | 0 |
| Ungültige Stimmen | 5 | 9 | -4 |
| Gültige Stimmen | 439 | 299 | +140 |

| In Prozent | 25,97% | 25,06% | 16,86% | 12,07% | 3,42% | 7,06% | 2,51% | 7,06% |
|------------|--------|--------|--------|--------|-------|-------|-------|----------|
| Stimmen | 114 | 110 | 74 | 53 | 15 | 31 | 11 | 31 |
| Partei | CDU | SPD | GRÜNE | AfD | LINKE | FDP | Tiers | Sonstige |

| | | | | | | | | |
|--------------------|--------|---------|--------|--------|--------|--------|--------|----------|
| Gewinn In Prozent | | | +8,83% | +8,73% | | +3,72% | +1,51% | +0,37% |
| Verlust In Prozent | -0,12% | -22,77% | | | -0,26% | | | |
| Partei | CDU | SPD | GRÜNE | AfD | LINKE | FDP | Tiers | Sonstige |

| Partei | EW 2019 Stimmen | EW 2019 Prozent | EW 2014 Stimmen | EW 2014 Prozent | Differenz Stimmen | Differenz In Prozent |
|---------------------|--------------------|--------------------|--------------------|--------------------|----------------------|-------------------------|
| CDU | 114 | 25,97% | 78 | 26,09% | +36 | -0,12% |
| SPD | 110 | 25,06% | 143 | 47,83% | -33 | -22,77% |
| GRÜNE | 74 | 16,86% | 24 | 8,03% | +50 | +8,83% |
| AfD | 53 | 12,07% | 10 | 3,34% | +43 | +8,73% |
| DIE LINKE | 15 | 3,42% | 11 | 3,68% | +4 | -0,26% |
| FDP | 31 | 7,06% | 10 | 3,34% | +21 | +3,72% |
| PIRATEN | 4 | 0,91% | 5 | 1,67% | -1 | -0,76% |
| Tierschutzpartei | 11 | 2,51% | 3 | 1,00% | +8 | +1,51% |
| NPD | 1 | 0,23% | 4 | 1,34% | -3 | -1,11% |
| Die PARTEI | 6 | 1,37% | 2 | 0,67% | +4 | +0,70% |
| FAMILIE | 2 | 0,46% | 2 | 0,67% | 0 | -0,21% |
| FREIE WÄHLER | 3 | 0,68% | 2 | 0,67% | +1 | +0,01% |
| Volksabstimmung | 0 | 0,00% | 0 | 0,00% | 0 | 0,00% |
| ÖDP | 0 | 0,00% | 0 | 0,00% | 0 | 0,00% |
| DKP | 0 | 0,00% | 0 | 0,00% | 0 | 0,00% |
| MLPD | 2 | 0,46% | 1 | 0,33% | +1 | +0,13% |
| BP | 0 | 0,00% | 0 | 0,00% | 0 | 0,00% |
| SGP | 1 | 0,23% | 0 | 0,00% | +1 | +0,23% |
| TIERSCHUTZ hier! | 0 | 0,00% | -/- | -/- | 0 | 0,00% |
| Tierschutzallianz | 0 | 0,00% | -/- | -/- | 0 | 0,00% |
| Bündnis C | 0 | 0,00% | -/- | -/- | 0 | 0,00% |
| BIG | 0 | 0,00% | -/- | -/- | 0 | 0,00% |
| BGE | 0 | 0,00% | -/- | -/- | 0 | 0,00% |
| DIE DIREKTE! | 1 | 0,23% | -/- | -/- | +1 | +0,23% |
| DiEM25 | 3 | 0,68% | -/- | -/- | +3 | +0,68% |
| III. Weg | 0 | 0,00% | -/- | -/- | 0 | 0,00% |
| Die Grauen | 1 | 0,23% | -/- | -/- | +1 | +0,23% |
| DIE RECHTE | 0 | 0,00% | -/- | -/- | 0 | 0,00% |
| DIE VIOLETTEN | 1 | 0,23% | -/- | -/- | +1 | +0,23% |
| LIEBE | 0 | 0,00% | -/- | -/- | 0 | 0,00% |
| DIE FRAUEN | 1 | 0,23% | -/- | -/- | +1 | +0,23% |
| Graue Panther | 3 | 0,68% | -/- | -/- | +3 | +0,68% |
| LKR | 0 | 0,00% | -/- | -/- | 0 | 0,00% |
| MENSCHLICHE WELT | 1 | 0,23% | -/- | -/- | +1 | +0,23% |
| NL | 0 | 0,00% | -/- | -/- | 0 | 0,00% |

| Partei | EW 2019 Stimmen | EW 2019 Prozent | EW 2014 Stimmen | EW 2014 Prozent | Differenz Stimmen | Differenz In Prozent |
|---------------------------------|--------------------|--------------------|--------------------|--------------------|----------------------|-------------------------|
| ÖkoLinX | 0 | 0,00% | -/- | -/- | 0 | 0,00% |
| Die Humanisten | 1 | 0,23% | -/- | -/- | +1 | +0,23% |
| PARTEI FÜR DIE TIERE | 0 | 0,00% | -/- | -/- | 0 | 0,00% |
| Gesundheitsforschung | 0 | 0,00% | -/- | -/- | 0 | 0,00% |
| Volt | 0 | 0,00% | -/- | -/- | 0 | 0,00% |
| AUF | -/- | -/- | 1 | 0,33% | -1 | -0,33% |
| BüSo | -/- | -/- | 0 | 0,00% | 0 | 0,00% |
| CM | -/- | -/- | 0 | 0,00% | 0 | 0,00% |
| REP | -/- | -/- | 2 | 0,67% | -2 | -0,67% |
| PBC | -/- | -/- | 0 | 0,00% | 0 | 0,00% |
| PRO NRW | -/- | -/- | 1 | 0,33% | -1 | -0,33% |

31.3 Schule an Haus Rath

| | EW 2019 | EW 2014 | Differenz |
|-----------------------------------|---------------|---------------|---------------|
| Wahlbeteiligung | 50,00% | 40,77% | +9,23% |
| Wahlberechtigte insgesamt | 1.044 | 1.104 | -60 |
| Wahlberechtigte ohne Sperrvermerk | 934 | 1.040 | -106 |
| Wahlberechtigte mit Sperrvermerk | 110 | 64 | +46 |
| Wahlberechtigte § 24 Abs. 2 EuWO | 0 | 0 | 0 |
| Wähler insgesamt | 467 | 424 | +43 |
| Wähler mit Wahlschein | 0 | 1 | -1 |
| Ungültige Stimmen | 8 | 3 | +5 |
| Gültige Stimmen | 459 | 421 | +38 |

| | | | | | | | | |
|-------------------|------------|------------|--------------|------------|--------------|------------|--------------|-----------------|
| In Prozent | 28,54% | 20,26% | 15,03% | 12,64% | 3,27% | 9,80% | 1,74% | 8,71% |
| Stimmen | 131 | 93 | 69 | 58 | 15 | 45 | 8 | 40 |
| Partei | CDU | SPD | GRÜNE | AfD | LINKE | FDP | PIRAT | Sonstige |

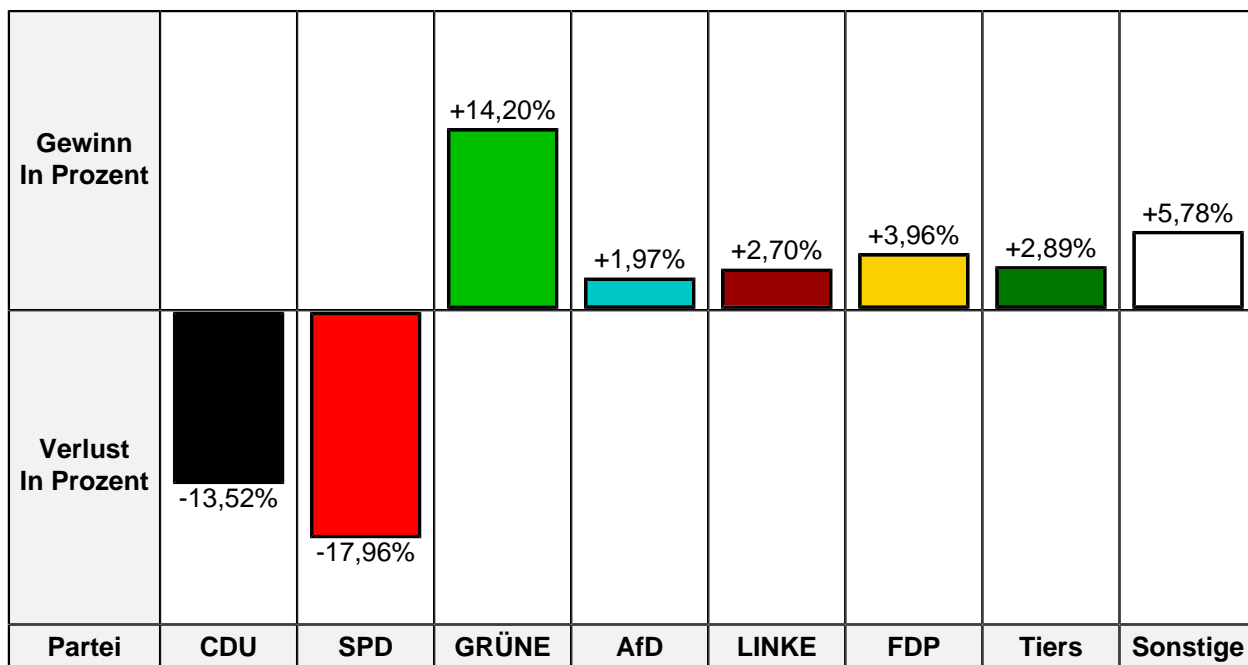
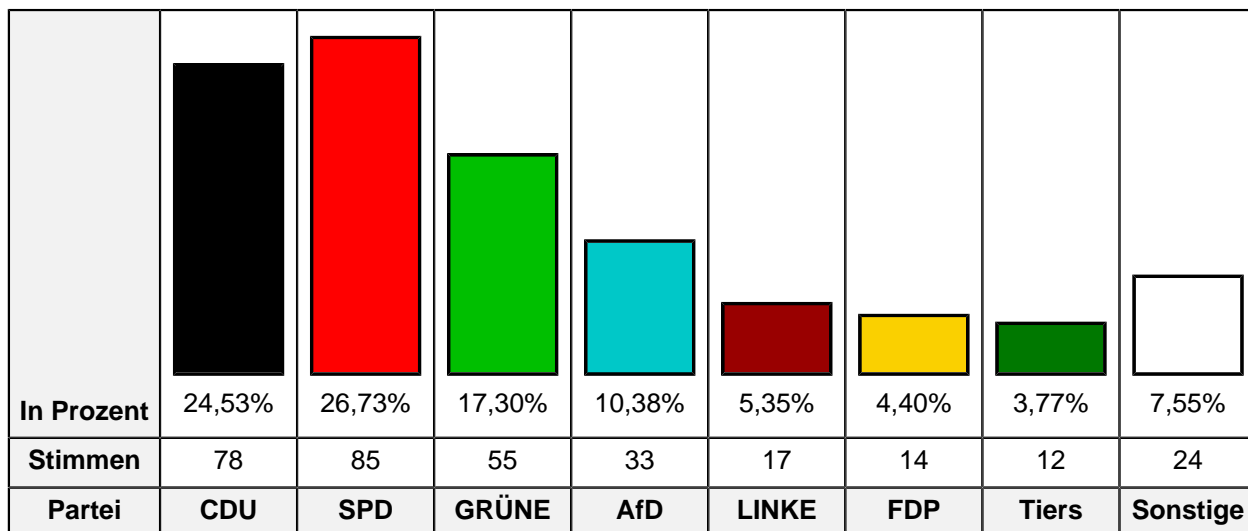
| | | | | | | | | |
|---------------------------|------------|------------|--------------|------------|--------------|------------|--------------|-----------------|
| Gewinn In Prozent | | | +10,28% | +6,46% | | +5,52% | | +6,33% |
| Verlust In Prozent | -4,95% | -20,36% | | | -3,14% | | -0,16% | |
| Partei | CDU | SPD | GRÜNE | AfD | LINKE | FDP | PIRAT | Sonstige |

| Partei | EW 2019 Stimmen | EW 2019 Prozent | EW 2014 Stimmen | EW 2014 Prozent | Differenz Stimmen | Differenz In Prozent |
|--------------------------|--------------------|--------------------|--------------------|--------------------|----------------------|-------------------------|
| CDU | 131 | 28,54% | 141 | 33,49% | -10 | -4,95% |
| SPD | 93 | 20,26% | 171 | 40,62% | -78 | -20,36% |
| GRÜNE | 69 | 15,03% | 20 | 4,75% | +49 | +10,28% |
| AfD | 58 | 12,64% | 26 | 6,18% | +32 | +6,46% |
| DIE LINKE | 15 | 3,27% | 27 | 6,41% | -12 | -3,14% |
| FDP | 45 | 9,80% | 18 | 4,28% | +27 | +5,52% |
| PIRATEN | 8 | 1,74% | 8 | 1,90% | 0 | -0,16% |
| Tierschutzpartei | 8 | 1,74% | 2 | 0,48% | +6 | +1,26% |
| NPD | 0 | 0,00% | 1 | 0,24% | -1 | -0,24% |
| Die PARTEI | 8 | 1,74% | 1 | 0,24% | +7 | +1,50% |
| FAMILIE | 8 | 1,74% | 2 | 0,48% | +6 | +1,26% |
| FREIE WÄHLER | 4 | 0,87% | 0 | 0,00% | +4 | +0,87% |
| Volksabstimmung | 0 | 0,00% | 0 | 0,00% | 0 | 0,00% |
| ÖDP | 3 | 0,65% | 0 | 0,00% | +3 | +0,65% |
| DKP | 0 | 0,00% | 0 | 0,00% | 0 | 0,00% |
| MLPD | 0 | 0,00% | 0 | 0,00% | 0 | 0,00% |
| BP | 0 | 0,00% | 0 | 0,00% | 0 | 0,00% |
| SGP | 0 | 0,00% | 0 | 0,00% | 0 | 0,00% |
| TIERSCHUTZ hier! | 2 | 0,44% | -/- | -/- | +2 | +0,44% |
| Tierschutzallianz | 0 | 0,00% | -/- | -/- | 0 | 0,00% |
| Bündnis C | 0 | 0,00% | -/- | -/- | 0 | 0,00% |
| BIG | 0 | 0,00% | -/- | -/- | 0 | 0,00% |
| BGE | 1 | 0,22% | -/- | -/- | +1 | +0,22% |
| DIE DIREKTE! | 0 | 0,00% | -/- | -/- | 0 | 0,00% |
| DiEM25 | 0 | 0,00% | -/- | -/- | 0 | 0,00% |
| III. Weg | 0 | 0,00% | -/- | -/- | 0 | 0,00% |
| Die Grauen | 1 | 0,22% | -/- | -/- | +1 | +0,22% |
| DIE RECHTE | 1 | 0,22% | -/- | -/- | +1 | +0,22% |
| DIE VIOLETTEN | 0 | 0,00% | -/- | -/- | 0 | 0,00% |
| LIEBE | 0 | 0,00% | -/- | -/- | 0 | 0,00% |
| DIE FRAUEN | 0 | 0,00% | -/- | -/- | 0 | 0,00% |
| Graue Panther | 0 | 0,00% | -/- | -/- | 0 | 0,00% |
| LKR | 0 | 0,00% | -/- | -/- | 0 | 0,00% |
| MENSCHLICHE WELT | 0 | 0,00% | -/- | -/- | 0 | 0,00% |
| NL | 0 | 0,00% | -/- | -/- | 0 | 0,00% |

| Partei | EW 2019 Stimmen | EW 2019 Prozent | EW 2014 Stimmen | EW 2014 Prozent | Differenz Stimmen | Differenz In Prozent |
|---------------------------------|--------------------|--------------------|--------------------|--------------------|----------------------|-------------------------|
| ÖkoLinX | 1 | 0,22% | -/- | -/- | +1 | +0,22% |
| Die Humanisten | 0 | 0,00% | -/- | -/- | 0 | 0,00% |
| PARTEI FÜR DIE TIERE | 0 | 0,00% | -/- | -/- | 0 | 0,00% |
| Gesundheitsforschung | 0 | 0,00% | -/- | -/- | 0 | 0,00% |
| Volt | 3 | 0,65% | -/- | -/- | +3 | +0,65% |
| AUF | -/- | -/- | 0 | 0,00% | 0 | 0,00% |
| BüSo | -/- | -/- | 0 | 0,00% | 0 | 0,00% |
| CM | -/- | -/- | 1 | 0,24% | -1 | -0,24% |
| REP | -/- | -/- | 0 | 0,00% | 0 | 0,00% |
| PBC | -/- | -/- | 0 | 0,00% | 0 | 0,00% |
| PRO NRW | -/- | -/- | 3 | 0,71% | -3 | -0,71% |

31.4 Fr.-von-Bodelschwingh-Schule

| | EW 2019 | EW 2014 | Differenz |
|-----------------------------------|---------------|---------------|----------------|
| Wahlbeteiligung | 49,77% | 37,27% | +12,50% |
| Wahlberechtigte insgesamt | 743 | 685 | +58 |
| Wahlberechtigte ohne Sperrvermerk | 653 | 609 | +44 |
| Wahlberechtigte mit Sperrvermerk | 90 | 76 | +14 |
| Wahlberechtigte § 24 Abs. 2 EuWO | 0 | 0 | 0 |
| Wähler insgesamt | 325 | 227 | +98 |
| Wähler mit Wahlschein | 0 | 0 | 0 |
| Ungültige Stimmen | 7 | 1 | +6 |
| Gültige Stimmen | 318 | 226 | +92 |



| Partei | EW 2019 Stimmen | EW 2019 Prozent | EW 2014 Stimmen | EW 2014 Prozent | Differenz Stimmen | Differenz In Prozent |
|---------------------|--------------------|--------------------|--------------------|--------------------|----------------------|-------------------------|
| CDU | 78 | 24,53% | 86 | 38,05% | -8 | -13,52% |
| SPD | 85 | 26,73% | 101 | 44,69% | -16 | -17,96% |
| GRÜNE | 55 | 17,30% | 7 | 3,10% | +48 | +14,20% |
| AfD | 33 | 10,38% | 19 | 8,41% | +14 | +1,97% |
| DIE LINKE | 17 | 5,35% | 6 | 2,65% | +11 | +2,70% |
| FDP | 14 | 4,40% | 1 | 0,44% | +13 | +3,96% |
| PIRATEN | 2 | 0,63% | 2 | 0,88% | 0 | -0,25% |
| Tierschutzpartei | 12 | 3,77% | 2 | 0,88% | +10 | +2,89% |
| NPD | 0 | 0,00% | 1 | 0,44% | -1 | -0,44% |
| Die PARTEI | 10 | 3,14% | 1 | 0,44% | +9 | +2,70% |
| FAMILIE | 1 | 0,31% | 0 | 0,00% | +1 | +0,31% |
| FREIE WÄHLER | 0 | 0,00% | 0 | 0,00% | 0 | 0,00% |
| Volksabstimmung | 0 | 0,00% | 0 | 0,00% | 0 | 0,00% |
| ÖDP | 0 | 0,00% | 0 | 0,00% | 0 | 0,00% |
| DKP | 0 | 0,00% | 0 | 0,00% | 0 | 0,00% |
| MLPD | 0 | 0,00% | 0 | 0,00% | 0 | 0,00% |
| BP | 0 | 0,00% | 0 | 0,00% | 0 | 0,00% |
| SGP | 0 | 0,00% | 0 | 0,00% | 0 | 0,00% |
| TIERSCHUTZ hier! | 0 | 0,00% | -/- | -/- | 0 | 0,00% |
| Tierschutzallianz | 0 | 0,00% | -/- | -/- | 0 | 0,00% |
| Bündnis C | 0 | 0,00% | -/- | -/- | 0 | 0,00% |
| BIG | 2 | 0,63% | -/- | -/- | +2 | +0,63% |
| BGE | 0 | 0,00% | -/- | -/- | 0 | 0,00% |
| DIE DIREKTE! | 0 | 0,00% | -/- | -/- | 0 | 0,00% |
| DiEM25 | 0 | 0,00% | -/- | -/- | 0 | 0,00% |
| III. Weg | 0 | 0,00% | -/- | -/- | 0 | 0,00% |
| Die Grauen | 0 | 0,00% | -/- | -/- | 0 | 0,00% |
| DIE RECHTE | 0 | 0,00% | -/- | -/- | 0 | 0,00% |
| DIE VIOLETTEN | 0 | 0,00% | -/- | -/- | 0 | 0,00% |
| LIEBE | 1 | 0,31% | -/- | -/- | +1 | +0,31% |
| DIE FRAUEN | 0 | 0,00% | -/- | -/- | 0 | 0,00% |
| Graue Panther | 1 | 0,31% | -/- | -/- | +1 | +0,31% |
| LKR | 0 | 0,00% | -/- | -/- | 0 | 0,00% |
| MENSCHLICHE WELT | 0 | 0,00% | -/- | -/- | 0 | 0,00% |
| NL | 0 | 0,00% | -/- | -/- | 0 | 0,00% |

| Partei | EW 2019 Stimmen | EW 2019 Prozent | EW 2014 Stimmen | EW 2014 Prozent | Differenz Stimmen | Differenz In Prozent |
|---------------------------------|--------------------|--------------------|--------------------|--------------------|----------------------|-------------------------|
| ÖkoLinX | 1 | 0,31% | -/- | -/- | +1 | +0,31% |
| Die Humanisten | 0 | 0,00% | -/- | -/- | 0 | 0,00% |
| PARTEI FÜR DIE TIERE | 1 | 0,31% | -/- | -/- | +1 | +0,31% |
| Gesundheitsforschung | 1 | 0,31% | -/- | -/- | +1 | +0,31% |
| Volt | 4 | 1,26% | -/- | -/- | +4 | +1,26% |
| AUF | -/- | -/- | 0 | 0,00% | 0 | 0,00% |
| BüSo | -/- | -/- | 0 | 0,00% | 0 | 0,00% |
| CM | -/- | -/- | 0 | 0,00% | 0 | 0,00% |
| REP | -/- | -/- | 0 | 0,00% | 0 | 0,00% |
| PBC | -/- | -/- | 0 | 0,00% | 0 | 0,00% |
| PRO NRW | -/- | -/- | 0 | 0,00% | 0 | 0,00% |

31.6 Schule an Haus Rath

| | EW 2019 | EW 2014 | Differenz |
|-----------------------------------|---------------|---------------|----------------|
| Wahlbeteiligung | 45,62% | 34,69% | +10,93% |
| Wahlberechtigte insgesamt | 1.076 | 1.169 | -93 |
| Wahlberechtigte ohne Sperrvermerk | 993 | 1.107 | -114 |
| Wahlberechtigte mit Sperrvermerk | 83 | 62 | +21 |
| Wahlberechtigte § 24 Abs. 2 EuWO | 0 | 0 | 0 |
| Wähler insgesamt | 453 | 384 | +69 |
| Wähler mit Wahlschein | 1 | 1 | 0 |
| Ungültige Stimmen | 3 | 7 | -4 |
| Gültige Stimmen | 450 | 377 | +73 |

| | | | | | | | | |
|-------------------|------------|------------|--------------|------------|--------------|------------|--------------|-----------------|
| In Prozent | 24,44% | 18,00% | 19,56% | 15,78% | 4,67% | 4,89% | 3,33% | 9,33% |
| Stimmen | 110 | 81 | 88 | 71 | 21 | 22 | 15 | 42 |
| Partei | CDU | SPD | GRÜNE | AfD | LINKE | FDP | Tiers | Sonstige |

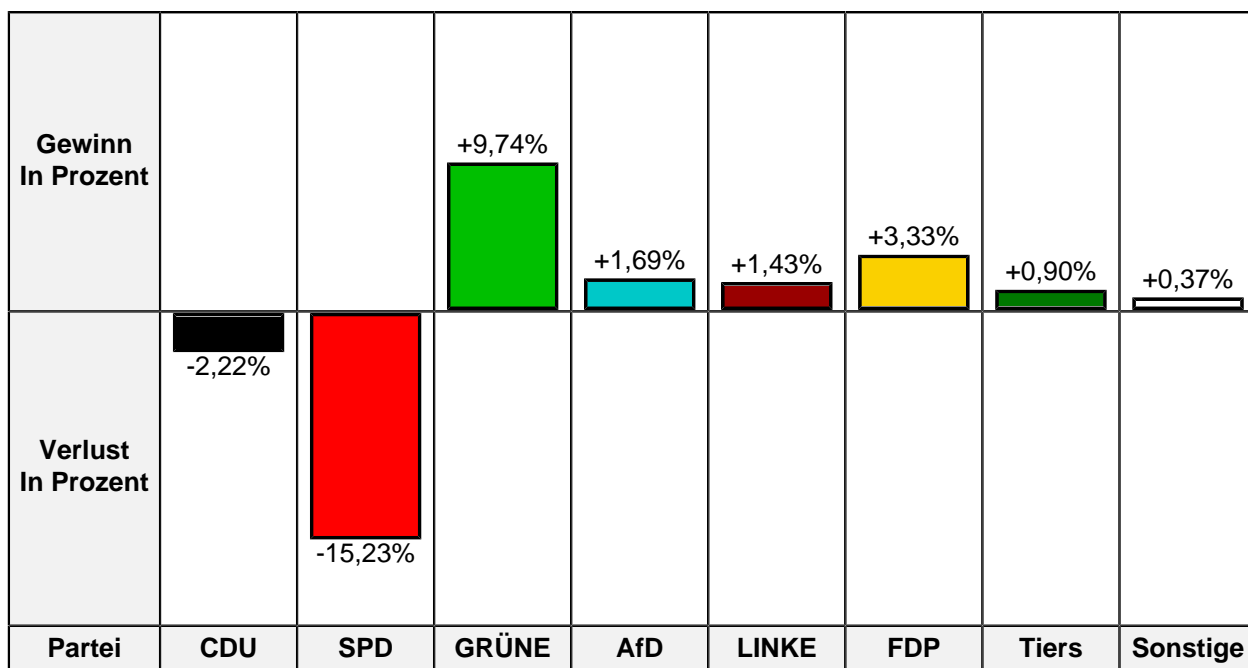
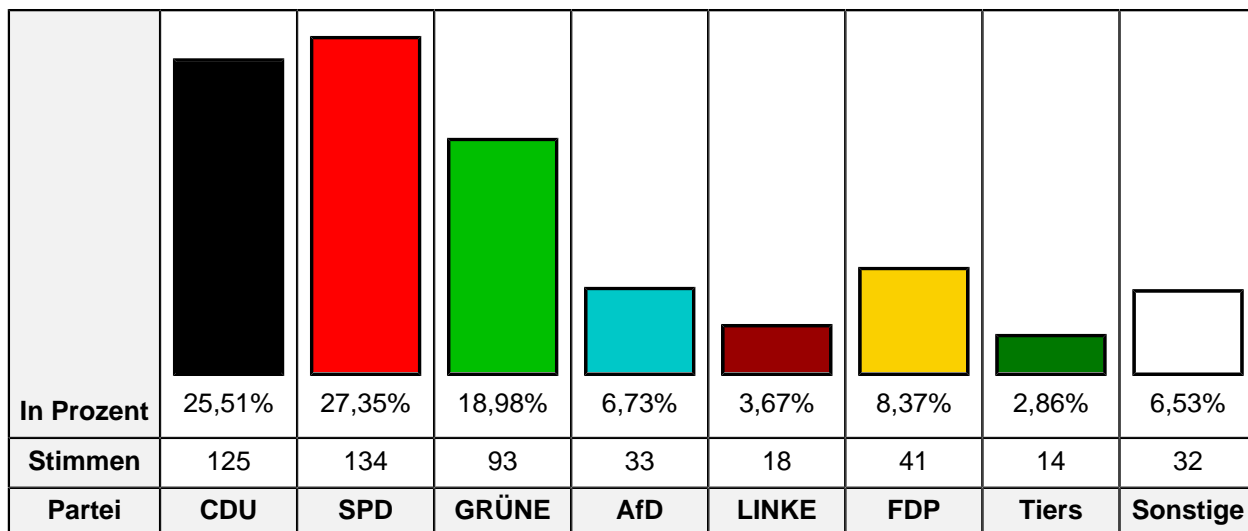
| | | | | | | | | |
|---------------------------|------------|------------|--------------|------------|--------------|------------|--------------|-----------------|
| Gewinn In Prozent | | | +12,66% | +8,09% | | +2,24% | +2,53% | +4,29% |
| Verlust In Prozent | -7,39% | -18,07% | | | -4,35% | | | |
| Partei | CDU | SPD | GRÜNE | AfD | LINKE | FDP | Tiers | Sonstige |

| Partei | EW 2019 Stimmen | EW 2019 Prozent | EW 2014 Stimmen | EW 2014 Prozent | Differenz Stimmen | Differenz In Prozent |
|-----------------------------|--------------------|--------------------|--------------------|--------------------|----------------------|-------------------------|
| CDU | 110 | 24,44% | 120 | 31,83% | -10 | -7,39% |
| SPD | 81 | 18,00% | 136 | 36,07% | -55 | -18,07% |
| GRÜNE | 88 | 19,56% | 26 | 6,90% | +62 | +12,66% |
| AfD | 71 | 15,78% | 29 | 7,69% | +42 | +8,09% |
| DIE LINKE | 21 | 4,67% | 34 | 9,02% | -13 | -4,35% |
| FDP | 22 | 4,89% | 10 | 2,65% | +12 | +2,24% |
| PIRATEN | 3 | 0,67% | 5 | 1,33% | -2 | -0,66% |
| Tierschutzpartei | 15 | 3,33% | 3 | 0,80% | +12 | +2,53% |
| NPD | 1 | 0,22% | 3 | 0,80% | -2 | -0,58% |
| Die PARTEI | 12 | 2,67% | 1 | 0,27% | +11 | +2,40% |
| FAMILIE | 2 | 0,44% | 1 | 0,27% | +1 | +0,17% |
| FREIE WÄHLER | 8 | 1,78% | 0 | 0,00% | +8 | +1,78% |
| Volksabstimmung | 0 | 0,00% | 0 | 0,00% | 0 | 0,00% |
| ÖDP | 1 | 0,22% | 0 | 0,00% | +1 | +0,22% |
| DKP | 0 | 0,00% | 0 | 0,00% | 0 | 0,00% |
| MLPD | 1 | 0,22% | 0 | 0,00% | +1 | +0,22% |
| BP | 0 | 0,00% | 1 | 0,27% | -1 | -0,27% |
| SGP | 0 | 0,00% | 0 | 0,00% | 0 | 0,00% |
| TIERSCHUTZ hier! | 2 | 0,44% | -/- | -/- | +2 | +0,44% |
| Tierschutzallianz | 2 | 0,44% | -/- | -/- | +2 | +0,44% |
| Bündnis C | 2 | 0,44% | -/- | -/- | +2 | +0,44% |
| BIG | 0 | 0,00% | -/- | -/- | 0 | 0,00% |
| BGE | 0 | 0,00% | -/- | -/- | 0 | 0,00% |
| DIE DIREKTE! | 0 | 0,00% | -/- | -/- | 0 | 0,00% |
| DiEM25 | 0 | 0,00% | -/- | -/- | 0 | 0,00% |
| III. Weg | 0 | 0,00% | -/- | -/- | 0 | 0,00% |
| Die Grauen | 1 | 0,22% | -/- | -/- | +1 | +0,22% |
| DIE RECHTE | 0 | 0,00% | -/- | -/- | 0 | 0,00% |
| DIE VIOLETTEN | 0 | 0,00% | -/- | -/- | 0 | 0,00% |
| LIEBE | 0 | 0,00% | -/- | -/- | 0 | 0,00% |
| DIE FRAUEN | 0 | 0,00% | -/- | -/- | 0 | 0,00% |
| Graue Panther | 1 | 0,22% | -/- | -/- | +1 | +0,22% |
| LKR | 0 | 0,00% | -/- | -/- | 0 | 0,00% |
| MENSCHLICHE WELT | 1 | 0,22% | -/- | -/- | +1 | +0,22% |
| NL | 0 | 0,00% | -/- | -/- | 0 | 0,00% |

| Partei | EW 2019 Stimmen | EW 2019 Prozent | EW 2014 Stimmen | EW 2014 Prozent | Differenz Stimmen | Differenz In Prozent |
|---------------------------------|--------------------|--------------------|--------------------|--------------------|----------------------|-------------------------|
| ÖkoLinX | 0 | 0,00% | -/- | -/- | 0 | 0,00% |
| Die Humanisten | 1 | 0,22% | -/- | -/- | +1 | +0,22% |
| PARTEI FÜR DIE TIERE | 0 | 0,00% | -/- | -/- | 0 | 0,00% |
| Gesundheitsforschung | 2 | 0,44% | -/- | -/- | +2 | +0,44% |
| Volt | 2 | 0,44% | -/- | -/- | +2 | +0,44% |
| AUF | -/- | -/- | 0 | 0,00% | 0 | 0,00% |
| BüSo | -/- | -/- | 0 | 0,00% | 0 | 0,00% |
| CM | -/- | -/- | 0 | 0,00% | 0 | 0,00% |
| REP | -/- | -/- | 2 | 0,53% | -2 | -0,53% |
| PBC | -/- | -/- | 1 | 0,27% | -1 | -0,27% |
| PRO NRW | -/- | -/- | 5 | 1,33% | -5 | -1,33% |

31.9 Briefwahlbezirk 31

| | EW 2019 | EW 2014 | Differenz |
|-----------------------|---------|---------|-----------|
| Wähler mit Wahrschein | 493 | 364 | +129 |
| Ungültige Stimmen | 3 | 7 | -4 |
| Gültige Stimmen | 490 | 357 | +133 |



| Partei | EW 2019 Stimmen | EW 2019 Prozent | EW 2014 Stimmen | EW 2014 Prozent | Differenz Stimmen | Differenz In Prozent |
|-----------------------------|--------------------|--------------------|--------------------|--------------------|----------------------|-------------------------|
| CDU | 125 | 25,51% | 99 | 27,73% | +26 | -2,22% |
| SPD | 134 | 27,35% | 152 | 42,58% | -18 | -15,23% |
| GRÜNE | 93 | 18,98% | 33 | 9,24% | +60 | +9,74% |
| AfD | 33 | 6,73% | 18 | 5,04% | +15 | +1,69% |
| DIE LINKE | 18 | 3,67% | 8 | 2,24% | +10 | +1,43% |
| FDP | 41 | 8,37% | 18 | 5,04% | +23 | +3,33% |
| PIRATEN | 3 | 0,61% | 6 | 1,68% | -3 | -1,07% |
| Tierschutzpartei | 14 | 2,86% | 7 | 1,96% | +7 | +0,90% |
| NPD | 1 | 0,20% | 4 | 1,12% | -3 | -0,92% |
| Die PARTEI | 11 | 2,24% | 3 | 0,84% | +8 | +1,40% |
| FAMILIE | 2 | 0,41% | 3 | 0,84% | -1 | -0,43% |
| FREIE WÄHLER | 3 | 0,61% | 0 | 0,00% | +3 | +0,61% |
| Volksabstimmung | 3 | 0,61% | 1 | 0,28% | +2 | +0,33% |
| ÖDP | 0 | 0,00% | 1 | 0,28% | -1 | -0,28% |
| DKP | 0 | 0,00% | 0 | 0,00% | 0 | 0,00% |
| MLPD | 0 | 0,00% | 1 | 0,28% | -1 | -0,28% |
| BP | 0 | 0,00% | 0 | 0,00% | 0 | 0,00% |
| SGP | 0 | 0,00% | 0 | 0,00% | 0 | 0,00% |
| TIERSCHUTZ hier! | 1 | 0,20% | -/- | -/- | +1 | +0,20% |
| Tierschutzallianz | 1 | 0,20% | -/- | -/- | +1 | +0,20% |
| Bündnis C | 0 | 0,00% | -/- | -/- | 0 | 0,00% |
| BIG | 0 | 0,00% | -/- | -/- | 0 | 0,00% |
| BGE | 1 | 0,20% | -/- | -/- | +1 | +0,20% |
| DIE DIREKTE! | 2 | 0,41% | -/- | -/- | +2 | +0,41% |
| DiEM25 | 0 | 0,00% | -/- | -/- | 0 | 0,00% |
| III. Weg | 0 | 0,00% | -/- | -/- | 0 | 0,00% |
| Die Grauen | 1 | 0,20% | -/- | -/- | +1 | +0,20% |
| DIE RECHTE | 0 | 0,00% | -/- | -/- | 0 | 0,00% |
| DIE VIOLETTEN | 0 | 0,00% | -/- | -/- | 0 | 0,00% |
| LIEBE | 1 | 0,20% | -/- | -/- | +1 | +0,20% |
| DIE FRAUEN | 1 | 0,20% | -/- | -/- | +1 | +0,20% |
| Graue Panther | 0 | 0,00% | -/- | -/- | 0 | 0,00% |
| LKR | 0 | 0,00% | -/- | -/- | 0 | 0,00% |
| MENSCHLICHE WELT | 1 | 0,20% | -/- | -/- | +1 | +0,20% |
| NL | 0 | 0,00% | -/- | -/- | 0 | 0,00% |

| Partei | EW 2019 Stimmen | EW 2019 Prozent | EW 2014 Stimmen | EW 2014 Prozent | Differenz Stimmen | Differenz In Prozent |
|---------------------------------|--------------------|--------------------|--------------------|--------------------|----------------------|-------------------------|
| ÖkoLinX | 0 | 0,00% | -/- | -/- | 0 | 0,00% |
| Die Humanisten | 0 | 0,00% | -/- | -/- | 0 | 0,00% |
| PARTEI FÜR DIE TIERE | 0 | 0,00% | -/- | -/- | 0 | 0,00% |
| Gesundheitsforschung | 0 | 0,00% | -/- | -/- | 0 | 0,00% |
| Volt | 0 | 0,00% | -/- | -/- | 0 | 0,00% |
| AUF | -/- | -/- | 0 | 0,00% | 0 | 0,00% |
| BüSo | -/- | -/- | 1 | 0,28% | -1 | -0,28% |
| CM | -/- | -/- | 0 | 0,00% | 0 | 0,00% |
| REP | -/- | -/- | 0 | 0,00% | 0 | 0,00% |
| PBC | -/- | -/- | 1 | 0,28% | -1 | -0,28% |
| PRO NRW | -/- | -/- | 1 | 0,28% | -1 | -0,28% |

32.1 Städt. Jugendeinrichtung

| | EW 2019 | EW 2014 | Differenz |
|-----------------------------------|---------------|---------------|---------------|
| Wahlbeteiligung | 43,20% | 36,34% | +6,86% |
| Wahlberechtigte insgesamt | 496 | 442 | +54 |
| Wahlberechtigte ohne Sperrvermerk | 456 | 410 | +46 |
| Wahlberechtigte mit Sperrvermerk | 40 | 32 | +8 |
| Wahlberechtigte § 24 Abs. 2 EuWO | 0 | 0 | 0 |
| Wähler insgesamt | 197 | 149 | +48 |
| Wähler mit Wahlschein | 0 | 0 | 0 |
| Ungültige Stimmen | 3 | 2 | +1 |
| Gültige Stimmen | 194 | 147 | +47 |

| | | | | | | | | |
|-------------------|------------|------------|--------------|------------|--------------|------------|---------------|-----------------|
| In Prozent | 18,04% | 25,77% | 26,29% | 8,76% | 3,09% | 4,12% | 3,09% | 10,82% |
| Stimmen | 35 | 50 | 51 | 17 | 6 | 8 | 6 | 21 |
| Partei | CDU | SPD | GRÜNE | AfD | LINKE | FDP | PARTEI | Sonstige |

| | | | | | | | | |
|---------------------------|------------|------------|--------------|------------|--------------|------------|---------------|-----------------|
| Gewinn In Prozent | | | +13,36% | +3,32% | | +2,76% | +1,73% | +4,70% |
| Verlust In Prozent | -6,45% | -15,73% | | | -3,71% | | | |
| Partei | CDU | SPD | GRÜNE | AfD | LINKE | FDP | PARTEI | Sonstige |

| Partei | EW 2019 Stimmen | EW 2019 Prozent | EW 2014 Stimmen | EW 2014 Prozent | Differenz Stimmen | Differenz In Prozent |
|---------------------|--------------------|--------------------|--------------------|--------------------|----------------------|-------------------------|
| CDU | 35 | 18,04% | 36 | 24,49% | -1 | -6,45% |
| SPD | 50 | 25,77% | 61 | 41,50% | -11 | -15,73% |
| GRÜNE | 51 | 26,29% | 19 | 12,93% | +32 | +13,36% |
| AfD | 17 | 8,76% | 8 | 5,44% | +9 | +3,32% |
| DIE LINKE | 6 | 3,09% | 10 | 6,80% | -4 | -3,71% |
| FDP | 8 | 4,12% | 2 | 1,36% | +6 | +2,76% |
| PIRATEN | 2 | 1,03% | 5 | 3,40% | -3 | -2,37% |
| Tierschutzpartei | 5 | 2,58% | 1 | 0,68% | +4 | +1,90% |
| NPD | 0 | 0,00% | 0 | 0,00% | 0 | 0,00% |
| Die PARTEI | 6 | 3,09% | 2 | 1,36% | +4 | +1,73% |
| FAMILIE | 3 | 1,55% | 0 | 0,00% | +3 | +1,55% |
| FREIE WÄHLER | 3 | 1,55% | 1 | 0,68% | +2 | +0,87% |
| Volksabstimmung | 0 | 0,00% | 0 | 0,00% | 0 | 0,00% |
| ÖDP | 0 | 0,00% | 0 | 0,00% | 0 | 0,00% |
| DKP | 0 | 0,00% | 1 | 0,68% | -1 | -0,68% |
| MLPD | 0 | 0,00% | 0 | 0,00% | 0 | 0,00% |
| BP | 0 | 0,00% | 0 | 0,00% | 0 | 0,00% |
| SGP | 0 | 0,00% | 0 | 0,00% | 0 | 0,00% |
| TIERSCHUTZ hier! | 0 | 0,00% | -/- | -/- | 0 | 0,00% |
| Tierschutzallianz | 0 | 0,00% | -/- | -/- | 0 | 0,00% |
| Bündnis C | 0 | 0,00% | -/- | -/- | 0 | 0,00% |
| BIG | 0 | 0,00% | -/- | -/- | 0 | 0,00% |
| BGE | 0 | 0,00% | -/- | -/- | 0 | 0,00% |
| DIE DIREKTE! | 0 | 0,00% | -/- | -/- | 0 | 0,00% |
| DiEM25 | 0 | 0,00% | -/- | -/- | 0 | 0,00% |
| III. Weg | 0 | 0,00% | -/- | -/- | 0 | 0,00% |
| Die Grauen | 0 | 0,00% | -/- | -/- | 0 | 0,00% |
| DIE RECHTE | 0 | 0,00% | -/- | -/- | 0 | 0,00% |
| DIE VIOLETTEN | 0 | 0,00% | -/- | -/- | 0 | 0,00% |
| LIEBE | 0 | 0,00% | -/- | -/- | 0 | 0,00% |
| DIE FRAUEN | 1 | 0,52% | -/- | -/- | +1 | +0,52% |
| Graue Panther | 0 | 0,00% | -/- | -/- | 0 | 0,00% |
| LKR | 0 | 0,00% | -/- | -/- | 0 | 0,00% |
| MENSCHLICHE WELT | 0 | 0,00% | -/- | -/- | 0 | 0,00% |
| NL | 0 | 0,00% | -/- | -/- | 0 | 0,00% |

| Partei | EW 2019 Stimmen | EW 2019 Prozent | EW 2014 Stimmen | EW 2014 Prozent | Differenz Stimmen | Differenz In Prozent |
|---------------------------------|--------------------|--------------------|--------------------|--------------------|----------------------|-------------------------|
| ÖkoLinX | 0 | 0,00% | -/- | -/- | 0 | 0,00% |
| Die Humanisten | 1 | 0,52% | -/- | -/- | +1 | +0,52% |
| PARTEI FÜR DIE TIERE | 5 | 2,58% | -/- | -/- | +5 | +2,58% |
| Gesundheitsforschung | 0 | 0,00% | -/- | -/- | 0 | 0,00% |
| Volt | 1 | 0,52% | -/- | -/- | +1 | +0,52% |
| AUF | -/- | -/- | 0 | 0,00% | 0 | 0,00% |
| BüSo | -/- | -/- | 0 | 0,00% | 0 | 0,00% |
| CM | -/- | -/- | 0 | 0,00% | 0 | 0,00% |
| REP | -/- | -/- | 1 | 0,68% | -1 | -0,68% |
| PBC | -/- | -/- | 0 | 0,00% | 0 | 0,00% |
| PRO NRW | -/- | -/- | 0 | 0,00% | 0 | 0,00% |

32.2 Fr.-von-Bodelschwing-Schule

| | EW 2019 | EW 2014 | Differenz |
|-----------------------------------|---------------|---------------|----------------|
| Wahlbeteiligung | 38,53% | 26,82% | +11,71% |
| Wahlberechtigte insgesamt | 945 | 942 | +3 |
| Wahlberechtigte ohne Sperrvermerk | 885 | 906 | -21 |
| Wahlberechtigte mit Sperrvermerk | 60 | 36 | +24 |
| Wahlberechtigte § 24 Abs. 2 EuWO | 0 | 0 | 0 |
| Wähler insgesamt | 341 | 243 | +98 |
| Wähler mit Wahlschein | 0 | 0 | 0 |
| Ungültige Stimmen | 1 | 1 | 0 |
| Gültige Stimmen | 340 | 242 | +98 |

| | | | | | | | | |
|-------------------|------------|------------|--------------|------------|--------------|------------|------------|-----------------|
| In Prozent | 19,12% | 21,47% | 17,35% | 12,94% | 7,06% | 7,35% | 3,24% | 11,47% |
| Stimmen | 65 | 73 | 59 | 44 | 24 | 25 | 11 | 39 |
| Partei | CDU | SPD | GRÜNE | AfD | LINKE | FDP | BIG | Sonstige |

| | | | | | | | | |
|---------------------------|------------|------------|--------------|------------|--------------|------------|------------|-----------------|
| Gewinn In Prozent | | | +9,50% | +6,74% | | +3,22% | +3,24% | +1,55% |
| Verlust In Prozent | -8,57% | -13,65% | | | -2,03% | | | |
| Partei | CDU | SPD | GRÜNE | AfD | LINKE | FDP | BIG | Sonstige |

| Partei | EW 2019 Stimmen | EW 2019 Prozent | EW 2014 Stimmen | EW 2014 Prozent | Differenz Stimmen | Differenz In Prozent |
|---------------------|--------------------|--------------------|--------------------|--------------------|----------------------|-------------------------|
| CDU | 65 | 19,12% | 67 | 27,69% | -2 | -8,57% |
| SPD | 73 | 21,47% | 85 | 35,12% | -12 | -13,65% |
| GRÜNE | 59 | 17,35% | 19 | 7,85% | +40 | +9,50% |
| AfD | 44 | 12,94% | 15 | 6,20% | +29 | +6,74% |
| DIE LINKE | 24 | 7,06% | 22 | 9,09% | +2 | -2,03% |
| FDP | 25 | 7,35% | 10 | 4,13% | +15 | +3,22% |
| PIRATEN | 2 | 0,59% | 8 | 3,31% | -6 | -2,72% |
| Tierschutzpartei | 8 | 2,35% | 2 | 0,83% | +6 | +1,52% |
| NPD | 2 | 0,59% | 4 | 1,65% | -2 | -1,06% |
| Die PARTEI | 9 | 2,65% | 1 | 0,41% | +8 | +2,24% |
| FAMILIE | 1 | 0,29% | 2 | 0,83% | -1 | -0,54% |
| FREIE WÄHLER | 0 | 0,00% | 1 | 0,41% | -1 | -0,41% |
| Volksabstimmung | 2 | 0,59% | 2 | 0,83% | 0 | -0,24% |
| ÖDP | 0 | 0,00% | 0 | 0,00% | 0 | 0,00% |
| DKP | 0 | 0,00% | 0 | 0,00% | 0 | 0,00% |
| MLPD | 0 | 0,00% | 0 | 0,00% | 0 | 0,00% |
| BP | 0 | 0,00% | 0 | 0,00% | 0 | 0,00% |
| SGP | 0 | 0,00% | 0 | 0,00% | 0 | 0,00% |
| TIERSCHUTZ hier! | 1 | 0,29% | -/- | -/- | +1 | +0,29% |
| Tierschutzallianz | 0 | 0,00% | -/- | -/- | 0 | 0,00% |
| Bündnis C | 0 | 0,00% | -/- | -/- | 0 | 0,00% |
| BIG | 11 | 3,24% | -/- | -/- | +11 | +3,24% |
| BGE | 1 | 0,29% | -/- | -/- | +1 | +0,29% |
| DIE DIREKTE! | 0 | 0,00% | -/- | -/- | 0 | 0,00% |
| DiEM25 | 3 | 0,88% | -/- | -/- | +3 | +0,88% |
| III. Weg | 0 | 0,00% | -/- | -/- | 0 | 0,00% |
| Die Grauen | 0 | 0,00% | -/- | -/- | 0 | 0,00% |
| DIE RECHTE | 0 | 0,00% | -/- | -/- | 0 | 0,00% |
| DIE VIOLETTEN | 0 | 0,00% | -/- | -/- | 0 | 0,00% |
| LIEBE | 0 | 0,00% | -/- | -/- | 0 | 0,00% |
| DIE FRAUEN | 2 | 0,59% | -/- | -/- | +2 | +0,59% |
| Graue Panther | 1 | 0,29% | -/- | -/- | +1 | +0,29% |
| LKR | 0 | 0,00% | -/- | -/- | 0 | 0,00% |
| MENSCHLICHE WELT | 0 | 0,00% | -/- | -/- | 0 | 0,00% |
| NL | 0 | 0,00% | -/- | -/- | 0 | 0,00% |

| Partei | EW 2019 Stimmen | EW 2019 Prozent | EW 2014 Stimmen | EW 2014 Prozent | Differenz Stimmen | Differenz In Prozent |
|---------------------------------|--------------------|--------------------|--------------------|--------------------|----------------------|-------------------------|
| ÖkoLinX | 0 | 0,00% | -/- | -/- | 0 | 0,00% |
| Die Humanisten | 1 | 0,29% | -/- | -/- | +1 | +0,29% |
| PARTEI FÜR DIE TIERE | 1 | 0,29% | -/- | -/- | +1 | +0,29% |
| Gesundheitsforschung | 2 | 0,59% | -/- | -/- | +2 | +0,59% |
| Volt | 3 | 0,88% | -/- | -/- | +3 | +0,88% |
| AUF | -/- | -/- | 1 | 0,41% | -1 | -0,41% |
| BüSo | -/- | -/- | 0 | 0,00% | 0 | 0,00% |
| CM | -/- | -/- | 0 | 0,00% | 0 | 0,00% |
| REP | -/- | -/- | 1 | 0,41% | -1 | -0,41% |
| PBC | -/- | -/- | 1 | 0,41% | -1 | -0,41% |
| PRO NRW | -/- | -/- | 1 | 0,41% | -1 | -0,41% |

32.4 Städt. Seniorenheim

| | EW 2019 | EW 2014 | Differenz |
|-----------------------------------|---------------|---------------|---------------|
| Wahlbeteiligung | 41,46% | 32,85% | +8,61% |
| Wahlberechtigte insgesamt | 1.102 | 1.150 | -48 |
| Wahlberechtigte ohne Sperrvermerk | 972 | 1.029 | -57 |
| Wahlberechtigte mit Sperrvermerk | 130 | 121 | +9 |
| Wahlberechtigte § 24 Abs. 2 EuWO | 0 | 0 | 0 |
| Wähler insgesamt | 403 | 338 | +65 |
| Wähler mit Wahlschein | 0 | 1 | -1 |
| Ungültige Stimmen | 4 | 8 | -4 |
| Gültige Stimmen | 399 | 330 | +69 |

| In Prozent | 17,54% | 28,57% | 17,54% | 14,29% | 3,76% | 5,26% | 3,01% | 10,03% |
|------------|--------|--------|--------|--------|-------|-------|-------|----------|
| Stimmen | 70 | 114 | 70 | 57 | 15 | 21 | 12 | 40 |
| Partei | CDU | SPD | GRÜNE | AfD | LINKE | FDP | Tiers | Sonstige |

| | | | | | | | | |
|--------------------|--------|---------|--------|---------|--------|--------|--------|----------|
| Gewinn In Prozent | | | +9,66% | +10,65% | | +3,14% | +2,71% | +2,76% |
| Verlust In Prozent | -9,13% | -19,01% | | | -0,79% | | | |
| Partei | CDU | SPD | GRÜNE | AfD | LINKE | FDP | Tiers | Sonstige |

| Partei | EW 2019 Stimmen | EW 2019 Prozent | EW 2014 Stimmen | EW 2014 Prozent | Differenz Stimmen | Differenz In Prozent |
|---------------------|--------------------|--------------------|--------------------|--------------------|----------------------|-------------------------|
| CDU | 70 | 17,54% | 88 | 26,67% | -18 | -9,13% |
| SPD | 114 | 28,57% | 157 | 47,58% | -43 | -19,01% |
| GRÜNE | 70 | 17,54% | 26 | 7,88% | +44 | +9,66% |
| AfD | 57 | 14,29% | 12 | 3,64% | +45 | +10,65% |
| DIE LINKE | 15 | 3,76% | 15 | 4,55% | 0 | -0,79% |
| FDP | 21 | 5,26% | 7 | 2,12% | +14 | +3,14% |
| PIRATEN | 5 | 1,25% | 4 | 1,21% | +1 | +0,04% |
| Tierschutzpartei | 12 | 3,01% | 1 | 0,30% | +11 | +2,71% |
| NPD | 0 | 0,00% | 5 | 1,52% | -5 | -1,52% |
| Die PARTEI | 11 | 2,76% | 8 | 2,42% | +3 | +0,34% |
| FAMILIE | 4 | 1,00% | 3 | 0,91% | +1 | +0,09% |
| FREIE WÄHLER | 2 | 0,50% | 1 | 0,30% | +1 | +0,20% |
| Volksabstimmung | 0 | 0,00% | 0 | 0,00% | 0 | 0,00% |
| ÖDP | 2 | 0,50% | 2 | 0,61% | 0 | -0,11% |
| DKP | 0 | 0,00% | 0 | 0,00% | 0 | 0,00% |
| MLPD | 0 | 0,00% | 0 | 0,00% | 0 | 0,00% |
| BP | 0 | 0,00% | 0 | 0,00% | 0 | 0,00% |
| SGP | 0 | 0,00% | 0 | 0,00% | 0 | 0,00% |
| TIERSCHUTZ hier! | 5 | 1,25% | -/- | -/- | +5 | +1,25% |
| Tierschutzallianz | 0 | 0,00% | -/- | -/- | 0 | 0,00% |
| Bündnis C | 0 | 0,00% | -/- | -/- | 0 | 0,00% |
| BIG | 2 | 0,50% | -/- | -/- | +2 | +0,50% |
| BGE | 0 | 0,00% | -/- | -/- | 0 | 0,00% |
| DIE DIREKTE! | 1 | 0,25% | -/- | -/- | +1 | +0,25% |
| DiEM25 | 1 | 0,25% | -/- | -/- | +1 | +0,25% |
| III. Weg | 0 | 0,00% | -/- | -/- | 0 | 0,00% |
| Die Grauen | 0 | 0,00% | -/- | -/- | 0 | 0,00% |
| DIE RECHTE | 0 | 0,00% | -/- | -/- | 0 | 0,00% |
| DIE VIOLETTEN | 0 | 0,00% | -/- | -/- | 0 | 0,00% |
| LIEBE | 0 | 0,00% | -/- | -/- | 0 | 0,00% |
| DIE FRAUEN | 1 | 0,25% | -/- | -/- | +1 | +0,25% |
| Graue Panther | 0 | 0,00% | -/- | -/- | 0 | 0,00% |
| LKR | 1 | 0,25% | -/- | -/- | +1 | +0,25% |
| MENSCHLICHE WELT | 0 | 0,00% | -/- | -/- | 0 | 0,00% |
| NL | 0 | 0,00% | -/- | -/- | 0 | 0,00% |

| Partei | EW 2019 Stimmen | EW 2019 Prozent | EW 2014 Stimmen | EW 2014 Prozent | Differenz Stimmen | Differenz In Prozent |
|---------------------------------|--------------------|--------------------|--------------------|--------------------|----------------------|-------------------------|
| ÖkoLinX | 0 | 0,00% | -/- | -/- | 0 | 0,00% |
| Die Humanisten | 0 | 0,00% | -/- | -/- | 0 | 0,00% |
| PARTEI FÜR DIE TIERE | 2 | 0,50% | -/- | -/- | +2 | +0,50% |
| Gesundheitsforschung | 2 | 0,50% | -/- | -/- | +2 | +0,50% |
| Volt | 1 | 0,25% | -/- | -/- | +1 | +0,25% |
| AUF | -/- | -/- | 0 | 0,00% | 0 | 0,00% |
| BüSo | -/- | -/- | 0 | 0,00% | 0 | 0,00% |
| CM | -/- | -/- | 0 | 0,00% | 0 | 0,00% |
| REP | -/- | -/- | 0 | 0,00% | 0 | 0,00% |
| PBC | -/- | -/- | 0 | 0,00% | 0 | 0,00% |
| PRO NRW | -/- | -/- | 1 | 0,30% | -1 | -0,30% |

32.5 Geschwister-Scholl-Schule

| | EW 2019 | EW 2014 | Differenz |
|-----------------------------------|---------------|---------------|---------------|
| Wahlbeteiligung | 58,23% | 49,09% | +9,14% |
| Wahlberechtigte insgesamt | 1.670 | 1.697 | -27 |
| Wahlberechtigte ohne Sperrvermerk | 1.403 | 1.485 | -82 |
| Wahlberechtigte mit Sperrvermerk | 267 | 212 | +55 |
| Wahlberechtigte § 24 Abs. 2 EuWO | 0 | 0 | 0 |
| Wähler insgesamt | 817 | 729 | +88 |
| Wähler mit Wahlschein | 5 | 0 | +5 |
| Ungültige Stimmen | 11 | 2 | +9 |
| Gültige Stimmen | 806 | 727 | +79 |

| In Prozent | 23,82% | 22,95% | 21,59% | 10,42% | 3,23% | 8,19% | 1,74% | 8,06% |
|------------|--------|--------|--------|--------|-------|-------|-------|----------|
| Stimmen | 192 | 185 | 174 | 84 | 26 | 66 | 14 | 65 |
| Partei | CDU | SPD | GRÜNE | AfD | LINKE | FDP | Tiers | Sonstige |

| | | | | | | | | |
|--------------------|--------|---------|--------|--------|--------|--------|--------|----------|
| Gewinn In Prozent | | | +7,70% | +4,51% | | +4,75% | +0,78% | +2,70% |
| Verlust In Prozent | -2,87% | -17,08% | | | -0,48% | | | |
| Partei | CDU | SPD | GRÜNE | AfD | LINKE | FDP | Tiers | Sonstige |

| Partei | EW 2019 Stimmen | EW 2019 Prozent | EW 2014 Stimmen | EW 2014 Prozent | Differenz Stimmen | Differenz In Prozent |
|---------------------|--------------------|--------------------|--------------------|--------------------|----------------------|-------------------------|
| CDU | 192 | 23,82% | 194 | 26,69% | -2 | -2,87% |
| SPD | 185 | 22,95% | 291 | 40,03% | -106 | -17,08% |
| GRÜNE | 174 | 21,59% | 101 | 13,89% | +73 | +7,70% |
| AfD | 84 | 10,42% | 43 | 5,91% | +41 | +4,51% |
| DIE LINKE | 26 | 3,23% | 27 | 3,71% | -1 | -0,48% |
| FDP | 66 | 8,19% | 25 | 3,44% | +41 | +4,75% |
| PIRATEN | 6 | 0,74% | 9 | 1,24% | -3 | -0,50% |
| Tierschutzpartei | 14 | 1,74% | 7 | 0,96% | +7 | +0,78% |
| NPD | 2 | 0,25% | 6 | 0,83% | -4 | -0,58% |
| Die PARTEI | 14 | 1,74% | 6 | 0,83% | +8 | +0,91% |
| FAMILIE | 12 | 1,49% | 3 | 0,41% | +9 | +1,08% |
| FREIE WÄHLER | 6 | 0,74% | 6 | 0,83% | 0 | -0,09% |
| Volksabstimmung | 0 | 0,00% | 2 | 0,28% | -2 | -0,28% |
| ÖDP | 2 | 0,25% | 1 | 0,14% | +1 | +0,11% |
| DKP | 0 | 0,00% | 0 | 0,00% | 0 | 0,00% |
| MLPD | 0 | 0,00% | 1 | 0,14% | -1 | -0,14% |
| BP | 0 | 0,00% | 0 | 0,00% | 0 | 0,00% |
| SGP | 0 | 0,00% | 0 | 0,00% | 0 | 0,00% |
| TIERSCHUTZ hier! | 1 | 0,12% | -/- | -/- | +1 | +0,12% |
| Tierschutzallianz | 1 | 0,12% | -/- | -/- | +1 | +0,12% |
| Bündnis C | 0 | 0,00% | -/- | -/- | 0 | 0,00% |
| BIG | 0 | 0,00% | -/- | -/- | 0 | 0,00% |
| BGE | 0 | 0,00% | -/- | -/- | 0 | 0,00% |
| DIE DIREKTE! | 0 | 0,00% | -/- | -/- | 0 | 0,00% |
| DiEM25 | 9 | 1,12% | -/- | -/- | +9 | +1,12% |
| III. Weg | 0 | 0,00% | -/- | -/- | 0 | 0,00% |
| Die Grauen | 1 | 0,12% | -/- | -/- | +1 | +0,12% |
| DIE RECHTE | 1 | 0,12% | -/- | -/- | +1 | +0,12% |
| DIE VIOLETTEN | 0 | 0,00% | -/- | -/- | 0 | 0,00% |
| LIEBE | 0 | 0,00% | -/- | -/- | 0 | 0,00% |
| DIE FRAUEN | 1 | 0,12% | -/- | -/- | +1 | +0,12% |
| Graue Panther | 1 | 0,12% | -/- | -/- | +1 | +0,12% |
| LKR | 1 | 0,12% | -/- | -/- | +1 | +0,12% |
| MENSCHLICHE WELT | 1 | 0,12% | -/- | -/- | +1 | +0,12% |
| NL | 1 | 0,12% | -/- | -/- | +1 | +0,12% |

| Partei | EW 2019 Stimmen | EW 2019 Prozent | EW 2014 Stimmen | EW 2014 Prozent | Differenz Stimmen | Differenz In Prozent |
|---------------------------------|--------------------|--------------------|--------------------|--------------------|----------------------|-------------------------|
| ÖkoLinX | 1 | 0,12% | -/- | -/- | +1 | +0,12% |
| Die Humanisten | 0 | 0,00% | -/- | -/- | 0 | 0,00% |
| PARTEI FÜR DIE TIERE | 2 | 0,25% | -/- | -/- | +2 | +0,25% |
| Gesundheitsforschung | 0 | 0,00% | -/- | -/- | 0 | 0,00% |
| Volt | 2 | 0,25% | -/- | -/- | +2 | +0,25% |
| AUF | -/- | -/- | 1 | 0,14% | -1 | -0,14% |
| BüSo | -/- | -/- | 0 | 0,00% | 0 | 0,00% |
| CM | -/- | -/- | 0 | 0,00% | 0 | 0,00% |
| REP | -/- | -/- | 2 | 0,28% | -2 | -0,28% |
| PBC | -/- | -/- | 0 | 0,00% | 0 | 0,00% |
| PRO NRW | -/- | -/- | 2 | 0,28% | -2 | -0,28% |

32.6 Geschwister-Scholl-Schule

| | EW 2019 | EW 2014 | Differenz |
|-----------------------------------|---------------|---------------|----------------|
| Wahlbeteiligung | 62,41% | 51,86% | +10,55% |
| Wahlberechtigte insgesamt | 1.421 | 1.435 | -14 |
| Wahlberechtigte ohne Sperrvermerk | 1.072 | 1.182 | -110 |
| Wahlberechtigte mit Sperrvermerk | 349 | 253 | +96 |
| Wahlberechtigte § 24 Abs. 2 EuWO | 0 | 0 | 0 |
| Wähler insgesamt | 669 | 613 | +56 |
| Wähler mit Wahlschein | 2 | 2 | 0 |
| Ungültige Stimmen | 4 | 12 | -8 |
| Gültige Stimmen | 665 | 601 | +64 |

| In Prozent | 26,02% | 17,89% | 30,08% | 7,52% | 2,41% | 6,47% | 1,95% | 7,67% |
|------------|--------|--------|--------|-------|-------|-------|-------|----------|
| Stimmen | 173 | 119 | 200 | 50 | 16 | 43 | 13 | 51 |
| Partei | CDU | SPD | GRÜNE | AfD | LINKE | FDP | Tiers | Sonstige |








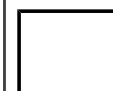
| | | | | | | | | |
|--------------------|---------|---------|---------|--------|--------|--------|--------|----------|
| Gewinn In Prozent | | | +21,26% | +2,69% | | +1,48% | +0,62% | +3,84% |
| Verlust In Prozent | -13,75% | -16,05% | | | -0,09% | | | |
| Partei | CDU | SPD | GRÜNE | AfD | LINKE | FDP | Tiers | Sonstige |


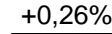
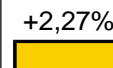

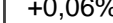



| Partei | EW 2019 Stimmen | EW 2019 Prozent | EW 2014 Stimmen | EW 2014 Prozent | Differenz Stimmen | Differenz In Prozent |
|---------------------|--------------------|--------------------|--------------------|--------------------|----------------------|-------------------------|
| CDU | 173 | 26,02% | 239 | 39,77% | -66 | -13,75% |
| SPD | 119 | 17,89% | 204 | 33,94% | -85 | -16,05% |
| GRÜNE | 200 | 30,08% | 53 | 8,82% | +147 | +21,26% |
| AfD | 50 | 7,52% | 29 | 4,83% | +21 | +2,69% |
| DIE LINKE | 16 | 2,41% | 15 | 2,50% | +1 | -0,09% |
| FDP | 43 | 6,47% | 30 | 4,99% | +13 | +1,48% |
| PIRATEN | 1 | 0,15% | 8 | 1,33% | -7 | -1,18% |
| Tierschutzpartei | 13 | 1,95% | 8 | 1,33% | +5 | +0,62% |
| NPD | 1 | 0,15% | 4 | 0,67% | -3 | -0,52% |
| Die PARTEI | 11 | 1,65% | 3 | 0,50% | +8 | +1,15% |
| FAMILIE | 3 | 0,45% | 2 | 0,33% | +1 | +0,12% |
| FREIE WÄHLER | 3 | 0,45% | 1 | 0,17% | +2 | +0,28% |
| Volksabstimmung | 1 | 0,15% | 1 | 0,17% | 0 | -0,02% |
| ÖDP | 3 | 0,45% | 1 | 0,17% | +2 | +0,28% |
| DKP | 0 | 0,00% | 1 | 0,17% | -1 | -0,17% |
| MLPD | 1 | 0,15% | 0 | 0,00% | +1 | +0,15% |
| BP | 2 | 0,30% | 0 | 0,00% | +2 | +0,30% |
| SGP | 0 | 0,00% | 0 | 0,00% | 0 | 0,00% |
| TIERSCHUTZ hier! | 1 | 0,15% | -/- | -/- | +1 | +0,15% |
| Tierschutzallianz | 0 | 0,00% | -/- | -/- | 0 | 0,00% |
| Bündnis C | 2 | 0,30% | -/- | -/- | +2 | +0,30% |
| BIG | 2 | 0,30% | -/- | -/- | +2 | +0,30% |
| BGE | 0 | 0,00% | -/- | -/- | 0 | 0,00% |
| DIE DIREKTE! | 0 | 0,00% | -/- | -/- | 0 | 0,00% |
| DiEM25 | 0 | 0,00% | -/- | -/- | 0 | 0,00% |
| III. Weg | 0 | 0,00% | -/- | -/- | 0 | 0,00% |
| Die Grauen | 1 | 0,15% | -/- | -/- | +1 | +0,15% |
| DIE RECHTE | 0 | 0,00% | -/- | -/- | 0 | 0,00% |
| DIE VIOLETTEN | 0 | 0,00% | -/- | -/- | 0 | 0,00% |
| LIEBE | 0 | 0,00% | -/- | -/- | 0 | 0,00% |
| DIE FRAUEN | 0 | 0,00% | -/- | -/- | 0 | 0,00% |
| Graue Panther | 3 | 0,45% | -/- | -/- | +3 | +0,45% |
| LKR | 0 | 0,00% | -/- | -/- | 0 | 0,00% |
| MENSCHLICHE WELT | 0 | 0,00% | -/- | -/- | 0 | 0,00% |
| NL | 1 | 0,15% | -/- | -/- | +1 | +0,15% |

| Partei | EW 2019 Stimmen | EW 2019 Prozent | EW 2014 Stimmen | EW 2014 Prozent | Differenz Stimmen | Differenz In Prozent |
|---------------------------------|--------------------|--------------------|--------------------|--------------------|----------------------|-------------------------|
| ÖkoLinX | 1 | 0,15% | -/- | -/- | +1 | +0,15% |
| Die Humanisten | 2 | 0,30% | -/- | -/- | +2 | +0,30% |
| PARTEI FÜR DIE TIERE | 0 | 0,00% | -/- | -/- | 0 | 0,00% |
| Gesundheitsforschung | 1 | 0,15% | -/- | -/- | +1 | +0,15% |
| Volt | 11 | 1,65% | -/- | -/- | +11 | +1,65% |
| AUF | -/- | -/- | 0 | 0,00% | 0 | 0,00% |
| BüSo | -/- | -/- | 0 | 0,00% | 0 | 0,00% |
| CM | -/- | -/- | 0 | 0,00% | 0 | 0,00% |
| REP | -/- | -/- | 0 | 0,00% | 0 | 0,00% |
| PBC | -/- | -/- | 0 | 0,00% | 0 | 0,00% |
| PRO NRW | -/- | -/- | 2 | 0,33% | -2 | -0,33% |

32.9 Briefwahlbezirk 32

| | EW 2019 | EW 2014 | Differenz |
|-----------------------|---------|---------|-----------|
| Wähler mit Wahrschein | 788 | 574 | +214 |
| Ungültige Stimmen | 0 | 4 | -4 |
| Gültige Stimmen | 788 | 570 | +218 |

| | | | | | | | | |
|-------------------|--|--|--|---|--|---|---|---|
| In Prozent |  27,54% |  23,48% |  23,60% |  6,73% |  2,54% |  7,36% |  2,03% |  6,73% |
| Stimmen | 217 | 185 | 186 | 53 | 20 | 58 | 16 | 53 |
| Partei | CDU | SPD | GRÜNE | AfD | LINKE | FDP | PARTEI | Sonstige |

| | | | | | | | | |
|---------------------------|--|---|---|--|---|--|--|--|
| Gewinn In Prozent | | |  +16,06% | |  +0,26% |  +2,27% |  +1,33% |  +0,06% |
| Verlust In Prozent |  -5,62% |  -13,54% | |  -0,81% | | | | |
| Partei | CDU | SPD | GRÜNE | AfD | LINKE | FDP | PARTEI | Sonstige |

| Partei | EW 2019 Stimmen | EW 2019 Prozent | EW 2014 Stimmen | EW 2014 Prozent | Differenz Stimmen | Differenz In Prozent |
|---------------------|--------------------|--------------------|--------------------|--------------------|----------------------|-------------------------|
| CDU | 217 | 27,54% | 189 | 33,16% | +28 | -5,62% |
| SPD | 185 | 23,48% | 211 | 37,02% | -26 | -13,54% |
| GRÜNE | 186 | 23,60% | 43 | 7,54% | +143 | +16,06% |
| AfD | 53 | 6,73% | 43 | 7,54% | +10 | -0,81% |
| DIE LINKE | 20 | 2,54% | 13 | 2,28% | +7 | +0,26% |
| FDP | 58 | 7,36% | 29 | 5,09% | +29 | +2,27% |
| PIRATEN | 6 | 0,76% | 5 | 0,88% | +1 | -0,12% |
| Tierschutzpartei | 9 | 1,14% | 13 | 2,28% | -4 | -1,14% |
| NPD | 0 | 0,00% | 1 | 0,18% | -1 | -0,18% |
| Die PARTEI | 16 | 2,03% | 4 | 0,70% | +12 | +1,33% |
| FAMILIE | 6 | 0,76% | 4 | 0,70% | +2 | +0,06% |
| FREIE WÄHLER | 2 | 0,25% | 4 | 0,70% | -2 | -0,45% |
| Volksabstimmung | 2 | 0,25% | 3 | 0,53% | -1 | -0,28% |
| ÖDP | 0 | 0,00% | 1 | 0,18% | -1 | -0,18% |
| DKP | 1 | 0,13% | 0 | 0,00% | +1 | +0,13% |
| MLPD | 0 | 0,00% | 0 | 0,00% | 0 | 0,00% |
| BP | 0 | 0,00% | 2 | 0,35% | -2 | -0,35% |
| SGP | 0 | 0,00% | 0 | 0,00% | 0 | 0,00% |
| TIERSCHUTZ hier! | 3 | 0,38% | -/- | -/- | +3 | +0,38% |
| Tierschutzallianz | 3 | 0,38% | -/- | -/- | +3 | +0,38% |
| Bündnis C | 2 | 0,25% | -/- | -/- | +2 | +0,25% |
| BIG | 1 | 0,13% | -/- | -/- | +1 | +0,13% |
| BGE | 3 | 0,38% | -/- | -/- | +3 | +0,38% |
| DIE DIREKTE! | 0 | 0,00% | -/- | -/- | 0 | 0,00% |
| DiEM25 | 1 | 0,13% | -/- | -/- | +1 | +0,13% |
| III. Weg | 0 | 0,00% | -/- | -/- | 0 | 0,00% |
| Die Grauen | 3 | 0,38% | -/- | -/- | +3 | +0,38% |
| DIE RECHTE | 0 | 0,00% | -/- | -/- | 0 | 0,00% |
| DIE VIOLETTEN | 0 | 0,00% | -/- | -/- | 0 | 0,00% |
| LIEBE | 0 | 0,00% | -/- | -/- | 0 | 0,00% |
| DIE FRAUEN | 0 | 0,00% | -/- | -/- | 0 | 0,00% |
| Graue Panther | 2 | 0,25% | -/- | -/- | +2 | +0,25% |
| LKR | 3 | 0,38% | -/- | -/- | +3 | +0,38% |
| MENSCHLICHE WELT | 1 | 0,13% | -/- | -/- | +1 | +0,13% |
| NL | 1 | 0,13% | -/- | -/- | +1 | +0,13% |

| Partei | EW 2019 Stimmen | EW 2019 Prozent | EW 2014 Stimmen | EW 2014 Prozent | Differenz Stimmen | Differenz In Prozent |
|---------------------------------|--------------------|--------------------|--------------------|--------------------|----------------------|-------------------------|
| ÖkoLinX | 0 | 0,00% | -/- | -/- | 0 | 0,00% |
| Die Humanisten | 1 | 0,13% | -/- | -/- | +1 | +0,13% |
| PARTEI FÜR DIE TIERE | 0 | 0,00% | -/- | -/- | 0 | 0,00% |
| Gesundheitsforschung | 1 | 0,13% | -/- | -/- | +1 | +0,13% |
| Volt | 2 | 0,25% | -/- | -/- | +2 | +0,25% |
| AUF | -/- | -/- | 0 | 0,00% | 0 | 0,00% |
| BüSo | -/- | -/- | 0 | 0,00% | 0 | 0,00% |
| CM | -/- | -/- | 0 | 0,00% | 0 | 0,00% |
| REP | -/- | -/- | 1 | 0,18% | -1 | -0,18% |
| PBC | -/- | -/- | 2 | 0,35% | -2 | -0,35% |
| PRO NRW | -/- | -/- | 2 | 0,35% | -2 | -0,35% |

34.1 Gaststätte "Em Kontörke"

| | EW 2019 | EW 2014 | Differenz |
|-----------------------------------|---------------|---------------|---------------|
| Wahlbeteiligung | 55,27% | 48,11% | +7,16% |
| Wahlberechtigte insgesamt | 1.517 | 1.534 | -17 |
| Wahlberechtigte ohne Sperrvermerk | 1.252 | 1.297 | -45 |
| Wahlberechtigte mit Sperrvermerk | 265 | 237 | +28 |
| Wahlberechtigte § 24 Abs. 2 EuWO | 0 | 0 | 0 |
| Wähler insgesamt | 692 | 624 | +68 |
| Wähler mit Wahlschein | 1 | 4 | -3 |
| Ungültige Stimmen | 2 | 11 | -9 |
| Gültige Stimmen | 690 | 613 | +77 |

| | | | | | | | | |
|-------------------|------------|------------|--------------|------------|--------------|------------|---------------|-----------------|
| In Prozent | 24,06% | 18,70% | 24,64% | 8,26% | 3,91% | 7,68% | 2,17% | 10,58% |
| Stimmen | 166 | 129 | 170 | 57 | 27 | 53 | 15 | 73 |
| Partei | CDU | SPD | GRÜNE | AfD | LINKE | FDP | PARTEI | Sonstige |

| | | | | | | | | |
|---------------------------|------------|------------|--------------|------------|--------------|------------|---------------|-----------------|
| Gewinn In Prozent | | | +15,83% | +3,53% | +0,65% | +2,30% | +2,17% | +4,54% |
| Verlust In Prozent | -11,83% | -17,19% | | | | | | |
| Partei | CDU | SPD | GRÜNE | AfD | LINKE | FDP | PARTEI | Sonstige |

| Partei | EW 2019 Stimmen | EW 2019 Prozent | EW 2014 Stimmen | EW 2014 Prozent | Differenz Stimmen | Differenz In Prozent |
|---------------------|--------------------|--------------------|--------------------|--------------------|----------------------|-------------------------|
| CDU | 166 | 24,06% | 220 | 35,89% | -54 | -11,83% |
| SPD | 129 | 18,70% | 220 | 35,89% | -91 | -17,19% |
| GRÜNE | 170 | 24,64% | 54 | 8,81% | +116 | +15,83% |
| AfD | 57 | 8,26% | 29 | 4,73% | +28 | +3,53% |
| DIE LINKE | 27 | 3,91% | 20 | 3,26% | +7 | +0,65% |
| FDP | 53 | 7,68% | 33 | 5,38% | +20 | +2,30% |
| PIRATEN | 6 | 0,87% | 15 | 2,45% | -9 | -1,58% |
| Tierschutzpartei | 12 | 1,74% | 11 | 1,79% | +1 | -0,05% |
| NPD | 0 | 0,00% | 1 | 0,16% | -1 | -0,16% |
| Die PARTEI | 15 | 2,17% | 0 | 0,00% | +15 | +2,17% |
| FAMILIE | 9 | 1,30% | 6 | 0,98% | +3 | +0,32% |
| FREIE WÄHLER | 4 | 0,58% | 0 | 0,00% | +4 | +0,58% |
| Volksabstimmung | 3 | 0,43% | 0 | 0,00% | +3 | +0,43% |
| ÖDP | 3 | 0,43% | 0 | 0,00% | +3 | +0,43% |
| DKP | 0 | 0,00% | 0 | 0,00% | 0 | 0,00% |
| MLPD | 0 | 0,00% | 0 | 0,00% | 0 | 0,00% |
| BP | 0 | 0,00% | 0 | 0,00% | 0 | 0,00% |
| SGP | 0 | 0,00% | 0 | 0,00% | 0 | 0,00% |
| TIERSCHUTZ hier! | 3 | 0,43% | -/- | -/- | +3 | +0,43% |
| Tierschutzallianz | 0 | 0,00% | -/- | -/- | 0 | 0,00% |
| Bündnis C | 0 | 0,00% | -/- | -/- | 0 | 0,00% |
| BIG | 4 | 0,58% | -/- | -/- | +4 | +0,58% |
| BGE | 0 | 0,00% | -/- | -/- | 0 | 0,00% |
| DIE DIREKTE! | 0 | 0,00% | -/- | -/- | 0 | 0,00% |
| DiEM25 | 8 | 1,16% | -/- | -/- | +8 | +1,16% |
| III. Weg | 0 | 0,00% | -/- | -/- | 0 | 0,00% |
| Die Grauen | 0 | 0,00% | -/- | -/- | 0 | 0,00% |
| DIE RECHTE | 0 | 0,00% | -/- | -/- | 0 | 0,00% |
| DIE VIOLETTEN | 0 | 0,00% | -/- | -/- | 0 | 0,00% |
| LIEBE | 2 | 0,29% | -/- | -/- | +2 | +0,29% |
| DIE FRAUEN | 1 | 0,14% | -/- | -/- | +1 | +0,14% |
| Graue Panther | 1 | 0,14% | -/- | -/- | +1 | +0,14% |
| LKR | 0 | 0,00% | -/- | -/- | 0 | 0,00% |
| MENSCHLICHE WELT | 1 | 0,14% | -/- | -/- | +1 | +0,14% |
| NL | 0 | 0,00% | -/- | -/- | 0 | 0,00% |

| Partei | EW 2019 Stimmen | EW 2019 Prozent | EW 2014 Stimmen | EW 2014 Prozent | Differenz Stimmen | Differenz In Prozent |
|---------------------------------|--------------------|--------------------|--------------------|--------------------|----------------------|-------------------------|
| ÖkoLinX | 1 | 0,14% | -/- | -/- | +1 | +0,14% |
| Die Humanisten | 3 | 0,43% | -/- | -/- | +3 | +0,43% |
| PARTEI FÜR DIE TIERE | 3 | 0,43% | -/- | -/- | +3 | +0,43% |
| Gesundheitsforschung | 2 | 0,29% | -/- | -/- | +2 | +0,29% |
| Volt | 7 | 1,01% | -/- | -/- | +7 | +1,01% |
| AUF | -/- | -/- | 0 | 0,00% | 0 | 0,00% |
| BüSo | -/- | -/- | 0 | 0,00% | 0 | 0,00% |
| CM | -/- | -/- | 1 | 0,16% | -1 | -0,16% |
| REP | -/- | -/- | 1 | 0,16% | -1 | -0,16% |
| PBC | -/- | -/- | 2 | 0,33% | -2 | -0,33% |
| PRO NRW | -/- | -/- | 0 | 0,00% | 0 | 0,00% |

34.2 Kindergarten St. Mariä H.

| | EW 2019 | EW 2014 | Differenz |
|-----------------------------------|---------------|---------------|---------------|
| Wahlbeteiligung | 48,88% | 40,78% | +8,10% |
| Wahlberechtigte insgesamt | 1.076 | 1.094 | -18 |
| Wahlberechtigte ohne Sperrvermerk | 980 | 1.003 | -23 |
| Wahlberechtigte mit Sperrvermerk | 96 | 91 | +5 |
| Wahlberechtigte § 24 Abs. 2 EuWO | 0 | 0 | 0 |
| Wähler insgesamt | 479 | 409 | +70 |
| Wähler mit Wahlschein | 0 | 0 | 0 |
| Ungültige Stimmen | 8 | 8 | 0 |
| Gültige Stimmen | 471 | 401 | +70 |

| In Prozent | 21,44% | 24,84% | 18,90% | 12,95% | 4,03% | 4,46% | 2,34% | 11,04% |
|------------|--------|--------|--------|--------|-------|-------|--------|----------|
| Stimmen | 101 | 117 | 89 | 61 | 19 | 21 | 11 | 52 |
| Partei | CDU | SPD | GRÜNE | AfD | LINKE | FDP | PARTEI | Sonstige |

| | | | | | | | | |
|--------------------|---------|---------|---------|--------|--------|--------|--------|----------|
| Gewinn In Prozent | | | +14,66% | +7,46% | +0,54% | +2,46% | +1,84% | +4,06% |
| Verlust In Prozent | -16,47% | -14,56% | | | | | | |
| Partei | CDU | SPD | GRÜNE | AfD | LINKE | FDP | PARTEI | Sonstige |

| Partei | EW 2019 Stimmen | EW 2019 Prozent | EW 2014 Stimmen | EW 2014 Prozent | Differenz Stimmen | Differenz In Prozent |
|---------------------|--------------------|--------------------|--------------------|--------------------|----------------------|-------------------------|
| CDU | 101 | 21,44% | 152 | 37,91% | -51 | -16,47% |
| SPD | 117 | 24,84% | 158 | 39,40% | -41 | -14,56% |
| GRÜNE | 89 | 18,90% | 17 | 4,24% | +72 | +14,66% |
| AfD | 61 | 12,95% | 22 | 5,49% | +39 | +7,46% |
| DIE LINKE | 19 | 4,03% | 14 | 3,49% | +5 | +0,54% |
| FDP | 21 | 4,46% | 8 | 2,00% | +13 | +2,46% |
| PIRATEN | 6 | 1,27% | 8 | 2,00% | -2 | -0,73% |
| Tierschutzpartei | 10 | 2,12% | 8 | 2,00% | +2 | +0,12% |
| NPD | 4 | 0,85% | 5 | 1,25% | -1 | -0,40% |
| Die PARTEI | 11 | 2,34% | 2 | 0,50% | +9 | +1,84% |
| FAMILIE | 4 | 0,85% | 0 | 0,00% | +4 | +0,85% |
| FREIE WÄHLER | 1 | 0,21% | 0 | 0,00% | +1 | +0,21% |
| Volksabstimmung | 1 | 0,21% | 2 | 0,50% | -1 | -0,29% |
| ÖDP | 8 | 1,70% | 0 | 0,00% | +8 | +1,70% |
| DKP | 0 | 0,00% | 0 | 0,00% | 0 | 0,00% |
| MLPD | 0 | 0,00% | 0 | 0,00% | 0 | 0,00% |
| BP | 0 | 0,00% | 1 | 0,25% | -1 | -0,25% |
| SGP | 0 | 0,00% | 0 | 0,00% | 0 | 0,00% |
| TIERSCHUTZ hier! | 3 | 0,64% | -/- | -/- | +3 | +0,64% |
| Tierschutzallianz | 0 | 0,00% | -/- | -/- | 0 | 0,00% |
| Bündnis C | 1 | 0,21% | -/- | -/- | +1 | +0,21% |
| BIG | 2 | 0,42% | -/- | -/- | +2 | +0,42% |
| BGE | 0 | 0,00% | -/- | -/- | 0 | 0,00% |
| DIE DIREKTE! | 0 | 0,00% | -/- | -/- | 0 | 0,00% |
| DiEM25 | 3 | 0,64% | -/- | -/- | +3 | +0,64% |
| III. Weg | 0 | 0,00% | -/- | -/- | 0 | 0,00% |
| Die Grauen | 1 | 0,21% | -/- | -/- | +1 | +0,21% |
| DIE RECHTE | 1 | 0,21% | -/- | -/- | +1 | +0,21% |
| DIE VIOLETTEN | 0 | 0,00% | -/- | -/- | 0 | 0,00% |
| LIEBE | 1 | 0,21% | -/- | -/- | +1 | +0,21% |
| DIE FRAUEN | 1 | 0,21% | -/- | -/- | +1 | +0,21% |
| Graue Panther | 1 | 0,21% | -/- | -/- | +1 | +0,21% |
| LKR | 1 | 0,21% | -/- | -/- | +1 | +0,21% |
| MENSCHLICHE WELT | 0 | 0,00% | -/- | -/- | 0 | 0,00% |
| NL | 0 | 0,00% | -/- | -/- | 0 | 0,00% |

| Partei | EW 2019 Stimmen | EW 2019 Prozent | EW 2014 Stimmen | EW 2014 Prozent | Differenz Stimmen | Differenz In Prozent |
|---------------------------------|--------------------|--------------------|--------------------|--------------------|----------------------|-------------------------|
| ÖkoLinX | 1 | 0,21% | -/- | -/- | +1 | +0,21% |
| Die Humanisten | 0 | 0,00% | -/- | -/- | 0 | 0,00% |
| PARTEI FÜR DIE TIERE | 2 | 0,42% | -/- | -/- | +2 | +0,42% |
| Gesundheitsforschung | 0 | 0,00% | -/- | -/- | 0 | 0,00% |
| Volt | 0 | 0,00% | -/- | -/- | 0 | 0,00% |
| AUF | -/- | -/- | 0 | 0,00% | 0 | 0,00% |
| BüSo | -/- | -/- | 0 | 0,00% | 0 | 0,00% |
| CM | -/- | -/- | 2 | 0,50% | -2 | -0,50% |
| REP | -/- | -/- | 1 | 0,25% | -1 | -0,25% |
| PBC | -/- | -/- | 1 | 0,25% | -1 | -0,25% |
| PRO NRW | -/- | -/- | 0 | 0,00% | 0 | 0,00% |

34.3 Johansenschule

| | EW 2019 | EW 2014 | Differenz |
|-----------------------------------|---------------|---------------|---------------|
| Wahlbeteiligung | 41,53% | 37,83% | +3,70% |
| Wahlberechtigte insgesamt | 1.300 | 1.370 | -70 |
| Wahlberechtigte ohne Sperrvermerk | 1.192 | 1.237 | -45 |
| Wahlberechtigte mit Sperrvermerk | 108 | 133 | -25 |
| Wahlberechtigte § 24 Abs. 2 EuWO | 0 | 0 | 0 |
| Wähler insgesamt | 495 | 468 | +27 |
| Wähler mit Wahlschein | 3 | 1 | +2 |
| Ungültige Stimmen | 8 | 10 | -2 |
| Gültige Stimmen | 487 | 458 | +29 |

| | | | | | | | | |
|-------------------|------------|------------|--------------|------------|--------------|------------|---------------|-----------------|
| In Prozent | 22,38% | 26,90% | 19,51% | 9,86% | 5,95% | 4,72% | 3,08% | 7,60% |
| Stimmen | 109 | 131 | 95 | 48 | 29 | 23 | 15 | 37 |
| Partei | CDU | SPD | GRÜNE | AfD | LINKE | FDP | PARTEI | Sonstige |

| | | | | | | | | |
|---------------------------|------------|------------|--------------|------------|--------------|------------|---------------|-----------------|
| Gewinn In Prozent | | | +13,61% | +5,06% | | +2,32% | +2,42% | |
| Verlust In Prozent | -7,31% | -15,02% | | | -0,60% | | | -0,48% |
| Partei | CDU | SPD | GRÜNE | AfD | LINKE | FDP | PARTEI | Sonstige |

| Partei | EW 2019 Stimmen | EW 2019 Prozent | EW 2014 Stimmen | EW 2014 Prozent | Differenz Stimmen | Differenz In Prozent |
|---------------------|--------------------|--------------------|--------------------|--------------------|----------------------|-------------------------|
| CDU | 109 | 22,38% | 136 | 29,69% | -27 | -7,31% |
| SPD | 131 | 26,90% | 192 | 41,92% | -61 | -15,02% |
| GRÜNE | 95 | 19,51% | 27 | 5,90% | +68 | +13,61% |
| AfD | 48 | 9,86% | 22 | 4,80% | +26 | +5,06% |
| DIE LINKE | 29 | 5,95% | 30 | 6,55% | -1 | -0,60% |
| FDP | 23 | 4,72% | 11 | 2,40% | +12 | +2,32% |
| PIRATEN | 5 | 1,03% | 5 | 1,09% | 0 | -0,06% |
| Tierschutzpartei | 10 | 2,05% | 9 | 1,97% | +1 | +0,08% |
| NPD | 1 | 0,21% | 3 | 0,66% | -2 | -0,45% |
| Die PARTEI | 15 | 3,08% | 3 | 0,66% | +12 | +2,42% |
| FAMILIE | 4 | 0,82% | 6 | 1,31% | -2 | -0,49% |
| FREIE WÄHLER | 1 | 0,21% | 2 | 0,44% | -1 | -0,23% |
| Volksabstimmung | 1 | 0,21% | 0 | 0,00% | +1 | +0,21% |
| ÖDP | 4 | 0,82% | 1 | 0,22% | +3 | +0,60% |
| DKP | 0 | 0,00% | 1 | 0,22% | -1 | -0,22% |
| MLPD | 0 | 0,00% | 0 | 0,00% | 0 | 0,00% |
| BP | 0 | 0,00% | 0 | 0,00% | 0 | 0,00% |
| SGP | 0 | 0,00% | 0 | 0,00% | 0 | 0,00% |
| TIERSCHUTZ hier! | 1 | 0,21% | -/- | -/- | +1 | +0,21% |
| Tierschutzallianz | 0 | 0,00% | -/- | -/- | 0 | 0,00% |
| Bündnis C | 0 | 0,00% | -/- | -/- | 0 | 0,00% |
| BIG | 0 | 0,00% | -/- | -/- | 0 | 0,00% |
| BGE | 1 | 0,21% | -/- | -/- | +1 | +0,21% |
| DIE DIREKTE! | 1 | 0,21% | -/- | -/- | +1 | +0,21% |
| DiEM25 | 0 | 0,00% | -/- | -/- | 0 | 0,00% |
| III. Weg | 0 | 0,00% | -/- | -/- | 0 | 0,00% |
| Die Grauen | 0 | 0,00% | -/- | -/- | 0 | 0,00% |
| DIE RECHTE | 0 | 0,00% | -/- | -/- | 0 | 0,00% |
| DIE VIOLETTEN | 0 | 0,00% | -/- | -/- | 0 | 0,00% |
| LIEBE | 1 | 0,21% | -/- | -/- | +1 | +0,21% |
| DIE FRAUEN | 0 | 0,00% | -/- | -/- | 0 | 0,00% |
| Graue Panther | 0 | 0,00% | -/- | -/- | 0 | 0,00% |
| LKR | 1 | 0,21% | -/- | -/- | +1 | +0,21% |
| MENSCHLICHE WELT | 1 | 0,21% | -/- | -/- | +1 | +0,21% |
| NL | 1 | 0,21% | -/- | -/- | +1 | +0,21% |

| Partei | EW 2019 Stimmen | EW 2019 Prozent | EW 2014 Stimmen | EW 2014 Prozent | Differenz Stimmen | Differenz In Prozent |
|---------------------------------|--------------------|--------------------|--------------------|--------------------|----------------------|-------------------------|
| ÖkoLinX | 1 | 0,21% | -/- | -/- | +1 | +0,21% |
| Die Humanisten | 0 | 0,00% | -/- | -/- | 0 | 0,00% |
| PARTEI FÜR DIE TIERE | 0 | 0,00% | -/- | -/- | 0 | 0,00% |
| Gesundheitsforschung | 1 | 0,21% | -/- | -/- | +1 | +0,21% |
| Volt | 2 | 0,41% | -/- | -/- | +2 | +0,41% |
| AUF | -/- | -/- | 2 | 0,44% | -2 | -0,44% |
| BüSo | -/- | -/- | 0 | 0,00% | 0 | 0,00% |
| CM | -/- | -/- | 0 | 0,00% | 0 | 0,00% |
| REP | -/- | -/- | 6 | 1,31% | -6 | -1,31% |
| PBC | -/- | -/- | 0 | 0,00% | 0 | 0,00% |
| PRO NRW | -/- | -/- | 2 | 0,44% | -2 | -0,44% |

34.4 Johansenschule

| | EW 2019 | EW 2014 | Differenz |
|-----------------------------------|---------------|---------------|---------------|
| Wahlbeteiligung | 42,79% | 35,64% | +7,15% |
| Wahlberechtigte insgesamt | 722 | 707 | +15 |
| Wahlberechtigte ohne Sperrvermerk | 638 | 606 | +32 |
| Wahlberechtigte mit Sperrvermerk | 84 | 101 | -17 |
| Wahlberechtigte § 24 Abs. 2 EuWO | 0 | 0 | 0 |
| Wähler insgesamt | 273 | 216 | +57 |
| Wähler mit Wahlschein | 1 | 0 | +1 |
| Ungültige Stimmen | 1 | 3 | -2 |
| Gültige Stimmen | 272 | 213 | +59 |

| | | | | | | | | |
|-------------------|------------|------------|--------------|------------|--------------|------------|---------------|-----------------|
| In Prozent | 25,00% | 29,41% | 15,81% | 4,78% | 5,51% | 6,25% | 4,04% | 9,19% |
| Stimmen | 68 | 80 | 43 | 13 | 15 | 17 | 11 | 25 |
| Partei | CDU | SPD | GRÜNE | AfD | LINKE | FDP | PARTEI | Sonstige |

| | | | | | | | | |
|---------------------------|------------|------------|--------------|------------|--------------|------------|---------------|-----------------|
| Gewinn In Prozent | +2,00% | | +9,24% | | | +4,84% | +2,63% | +2,15% |
| Verlust In Prozent | | -17,07% | | -2,73% | -1,06% | | | |
| Partei | CDU | SPD | GRÜNE | AfD | LINKE | FDP | PARTEI | Sonstige |

| Partei | EW 2019 Stimmen | EW 2019 Prozent | EW 2014 Stimmen | EW 2014 Prozent | Differenz Stimmen | Differenz In Prozent |
|---------------------|--------------------|--------------------|--------------------|--------------------|----------------------|-------------------------|
| CDU | 68 | 25,00% | 49 | 23,00% | +19 | +2,00% |
| SPD | 80 | 29,41% | 99 | 46,48% | -19 | -17,07% |
| GRÜNE | 43 | 15,81% | 14 | 6,57% | +29 | +9,24% |
| AfD | 13 | 4,78% | 16 | 7,51% | -3 | -2,73% |
| DIE LINKE | 15 | 5,51% | 14 | 6,57% | +1 | -1,06% |
| FDP | 17 | 6,25% | 3 | 1,41% | +14 | +4,84% |
| PIRATEN | 1 | 0,37% | 5 | 2,35% | -4 | -1,98% |
| Tierschutzpartei | 5 | 1,84% | 4 | 1,88% | +1 | -0,04% |
| NPD | 1 | 0,37% | 1 | 0,47% | 0 | -0,10% |
| Die PARTEI | 11 | 4,04% | 3 | 1,41% | +8 | +2,63% |
| FAMILIE | 3 | 1,10% | 0 | 0,00% | +3 | +1,10% |
| FREIE WÄHLER | 1 | 0,37% | 1 | 0,47% | 0 | -0,10% |
| Volksabstimmung | 0 | 0,00% | 0 | 0,00% | 0 | 0,00% |
| ÖDP | 4 | 1,47% | 0 | 0,00% | +4 | +1,47% |
| DKP | 0 | 0,00% | 0 | 0,00% | 0 | 0,00% |
| MLPD | 0 | 0,00% | 0 | 0,00% | 0 | 0,00% |
| BP | 0 | 0,00% | 0 | 0,00% | 0 | 0,00% |
| SGP | 0 | 0,00% | 0 | 0,00% | 0 | 0,00% |
| TIERSCHUTZ hier! | 0 | 0,00% | -/- | -/- | 0 | 0,00% |
| Tierschutzallianz | 0 | 0,00% | -/- | -/- | 0 | 0,00% |
| Bündnis C | 0 | 0,00% | -/- | -/- | 0 | 0,00% |
| BIG | 4 | 1,47% | -/- | -/- | +4 | +1,47% |
| BGE | 0 | 0,00% | -/- | -/- | 0 | 0,00% |
| DIE DIREKTE! | 1 | 0,37% | -/- | -/- | +1 | +0,37% |
| DiEM25 | 0 | 0,00% | -/- | -/- | 0 | 0,00% |
| III. Weg | 0 | 0,00% | -/- | -/- | 0 | 0,00% |
| Die Grauen | 1 | 0,37% | -/- | -/- | +1 | +0,37% |
| DIE RECHTE | 0 | 0,00% | -/- | -/- | 0 | 0,00% |
| DIE VIOLETTEN | 0 | 0,00% | -/- | -/- | 0 | 0,00% |
| LIEBE | 1 | 0,37% | -/- | -/- | +1 | +0,37% |
| DIE FRAUEN | 0 | 0,00% | -/- | -/- | 0 | 0,00% |
| Graue Panther | 1 | 0,37% | -/- | -/- | +1 | +0,37% |
| LKR | 0 | 0,00% | -/- | -/- | 0 | 0,00% |
| MENSCHLICHE WELT | 0 | 0,00% | -/- | -/- | 0 | 0,00% |
| NL | 0 | 0,00% | -/- | -/- | 0 | 0,00% |

| Partei | EW 2019 Stimmen | EW 2019 Prozent | EW 2014 Stimmen | EW 2014 Prozent | Differenz Stimmen | Differenz In Prozent |
|---------------------------------|--------------------|--------------------|--------------------|--------------------|----------------------|-------------------------|
| ÖkoLinX | 0 | 0,00% | -/- | -/- | 0 | 0,00% |
| Die Humanisten | 0 | 0,00% | -/- | -/- | 0 | 0,00% |
| PARTEI FÜR DIE TIERE | 2 | 0,74% | -/- | -/- | +2 | +0,74% |
| Gesundheitsforschung | 0 | 0,00% | -/- | -/- | 0 | 0,00% |
| Volt | 0 | 0,00% | -/- | -/- | 0 | 0,00% |
| AUF | -/- | -/- | 2 | 0,94% | -2 | -0,94% |
| BüSo | -/- | -/- | 0 | 0,00% | 0 | 0,00% |
| CM | -/- | -/- | 0 | 0,00% | 0 | 0,00% |
| REP | -/- | -/- | 1 | 0,47% | -1 | -0,47% |
| PBC | -/- | -/- | 1 | 0,47% | -1 | -0,47% |
| PRO NRW | -/- | -/- | 0 | 0,00% | 0 | 0,00% |

34.9 Briefwahlbezirk 34

| | EW 2019 | EW 2014 | Differenz |
|-----------------------|---------|---------|-----------|
| Wähler mit Wahrschein | 522 | 508 | +14 |
| Ungültige Stimmen | 1 | 1 | 0 |
| Gültige Stimmen | 521 | 507 | +14 |

| | | | | | | | | |
|-------------------|------------|------------|--------------|------------|--------------|------------|--------------|-----------------|
| In Prozent | 34,36% | 21,69% | 20,15% | 4,22% | 3,65% | 7,29% | 1,54% | 7,10% |
| Stimmen | 179 | 113 | 105 | 22 | 19 | 38 | 8 | 37 |
| Partei | CDU | SPD | GRÜNE | AfD | LINKE | FDP | Tiers | Sonstige |

| | | | | | | | | |
|---------------------------|------------|------------|--------------|------------|--------------|------------|--------------|-----------------|
| Gewinn In Prozent | | | +11,67% | +1,85% | | +4,13% | +0,55% | +1,18% |
| Verlust In Prozent | -2,13% | -17,17% | | | -0,10% | | | |
| Partei | CDU | SPD | GRÜNE | AfD | LINKE | FDP | Tiers | Sonstige |

| Partei | EW 2019 Stimmen | EW 2019 Prozent | EW 2014 Stimmen | EW 2014 Prozent | Differenz Stimmen | Differenz In Prozent |
|---------------------|--------------------|--------------------|--------------------|--------------------|----------------------|-------------------------|
| CDU | 179 | 34,36% | 185 | 36,49% | -6 | -2,13% |
| SPD | 113 | 21,69% | 197 | 38,86% | -84 | -17,17% |
| GRÜNE | 105 | 20,15% | 43 | 8,48% | +62 | +11,67% |
| AfD | 22 | 4,22% | 12 | 2,37% | +10 | +1,85% |
| DIE LINKE | 19 | 3,65% | 19 | 3,75% | 0 | -0,10% |
| FDP | 38 | 7,29% | 16 | 3,16% | +22 | +4,13% |
| PIRATEN | 7 | 1,34% | 17 | 3,35% | -10 | -2,01% |
| Tierschutzpartei | 8 | 1,54% | 5 | 0,99% | +3 | +0,55% |
| NPD | 0 | 0,00% | 3 | 0,59% | -3 | -0,59% |
| Die PARTEI | 8 | 1,54% | 1 | 0,20% | +7 | +1,34% |
| FAMILIE | 1 | 0,19% | 3 | 0,59% | -2 | -0,40% |
| FREIE WÄHLER | 0 | 0,00% | 0 | 0,00% | 0 | 0,00% |
| Volksabstimmung | 1 | 0,19% | 1 | 0,20% | 0 | -0,01% |
| ÖDP | 3 | 0,58% | 1 | 0,20% | +2 | +0,38% |
| DKP | 0 | 0,00% | 0 | 0,00% | 0 | 0,00% |
| MLPD | 0 | 0,00% | 0 | 0,00% | 0 | 0,00% |
| BP | 0 | 0,00% | 0 | 0,00% | 0 | 0,00% |
| SGP | 0 | 0,00% | 0 | 0,00% | 0 | 0,00% |
| TIERSCHUTZ hier! | 3 | 0,58% | -/- | -/- | +3 | +0,58% |
| Tierschutzallianz | 1 | 0,19% | -/- | -/- | +1 | +0,19% |
| Bündnis C | 0 | 0,00% | -/- | -/- | 0 | 0,00% |
| BIG | 0 | 0,00% | -/- | -/- | 0 | 0,00% |
| BGE | 1 | 0,19% | -/- | -/- | +1 | +0,19% |
| DIE DIREKTE! | 0 | 0,00% | -/- | -/- | 0 | 0,00% |
| DiEM25 | 0 | 0,00% | -/- | -/- | 0 | 0,00% |
| III. Weg | 0 | 0,00% | -/- | -/- | 0 | 0,00% |
| Die Grauen | 2 | 0,38% | -/- | -/- | +2 | +0,38% |
| DIE RECHTE | 0 | 0,00% | -/- | -/- | 0 | 0,00% |
| DIE VIOLETTEN | 0 | 0,00% | -/- | -/- | 0 | 0,00% |
| LIEBE | 1 | 0,19% | -/- | -/- | +1 | +0,19% |
| DIE FRAUEN | 0 | 0,00% | -/- | -/- | 0 | 0,00% |
| Graue Panther | 4 | 0,77% | -/- | -/- | +4 | +0,77% |
| LKR | 0 | 0,00% | -/- | -/- | 0 | 0,00% |
| MENSCHLICHE WELT | 0 | 0,00% | -/- | -/- | 0 | 0,00% |
| NL | 1 | 0,19% | -/- | -/- | +1 | +0,19% |

| Partei | EW 2019 Stimmen | EW 2019 Prozent | EW 2014 Stimmen | EW 2014 Prozent | Differenz Stimmen | Differenz In Prozent |
|---------------------------------|--------------------|--------------------|--------------------|--------------------|----------------------|-------------------------|
| ÖkoLinX | 1 | 0,19% | -/- | -/- | +1 | +0,19% |
| Die Humanisten | 1 | 0,19% | -/- | -/- | +1 | +0,19% |
| PARTEI FÜR DIE TIERE | 2 | 0,38% | -/- | -/- | +2 | +0,38% |
| Gesundheitsforschung | 0 | 0,00% | -/- | -/- | 0 | 0,00% |
| Volt | 0 | 0,00% | -/- | -/- | 0 | 0,00% |
| AUF | -/- | -/- | 0 | 0,00% | 0 | 0,00% |
| BüSo | -/- | -/- | 1 | 0,20% | -1 | -0,20% |
| CM | -/- | -/- | 0 | 0,00% | 0 | 0,00% |
| REP | -/- | -/- | 0 | 0,00% | 0 | 0,00% |
| PBC | -/- | -/- | 1 | 0,20% | -1 | -0,20% |
| PRO NRW | -/- | -/- | 2 | 0,39% | -2 | -0,39% |

35.2 Gym. am Stadtpark Uerdingen

| | EW 2019 | EW 2014 | Differenz |
|-----------------------------------|---------------|---------------|----------------|
| Wahlbeteiligung | 47,72% | 35,85% | +11,87% |
| Wahlberechtigte insgesamt | 1.501 | 1.517 | -16 |
| Wahlberechtigte ohne Sperrvermerk | 1.249 | 1.353 | -104 |
| Wahlberechtigte mit Sperrvermerk | 252 | 164 | +88 |
| Wahlberechtigte § 24 Abs. 2 EuWO | 0 | 0 | 0 |
| Wähler insgesamt | 596 | 485 | +111 |
| Wähler mit Wahlschein | 1 | 2 | -1 |
| Ungültige Stimmen | 9 | 11 | -2 |
| Gültige Stimmen | 587 | 474 | +113 |

| | | | | | | | | |
|-------------------|------------|------------|--------------|------------|--------------|------------|--------------|-----------------|
| In Prozent | 21,12% | 24,70% | 23,00% | 7,84% | 6,13% | 4,94% | 1,70% | 10,56% |
| Stimmen | 124 | 145 | 135 | 46 | 36 | 29 | 10 | 62 |
| Partei | CDU | SPD | GRÜNE | AfD | LINKE | FDP | PIRAT | Sonstige |

| | | | | | | | | |
|---------------------------|------------|------------|--------------|------------|--------------|------------|--------------|-----------------|
| Gewinn In Prozent | | | +15,19% | +0,67% | +2,54% | +1,35% | | +5,29% |
| Verlust In Prozent | -3,14% | -21,29% | | | | | -0,62% | |
| Partei | CDU | SPD | GRÜNE | AfD | LINKE | FDP | PIRAT | Sonstige |

| Partei | EW 2019 Stimmen | EW 2019 Prozent | EW 2014 Stimmen | EW 2014 Prozent | Differenz Stimmen | Differenz In Prozent |
|--------------------------|--------------------|--------------------|--------------------|--------------------|----------------------|-------------------------|
| CDU | 124 | 21,12% | 115 | 24,26% | +9 | -3,14% |
| SPD | 145 | 24,70% | 218 | 45,99% | -73 | -21,29% |
| GRÜNE | 135 | 23,00% | 37 | 7,81% | +98 | +15,19% |
| AfD | 46 | 7,84% | 34 | 7,17% | +12 | +0,67% |
| DIE LINKE | 36 | 6,13% | 17 | 3,59% | +19 | +2,54% |
| FDP | 29 | 4,94% | 17 | 3,59% | +12 | +1,35% |
| PIRATEN | 10 | 1,70% | 11 | 2,32% | -1 | -0,62% |
| Tierschutzpartei | 9 | 1,53% | 8 | 1,69% | +1 | -0,16% |
| NPD | 0 | 0,00% | 4 | 0,84% | -4 | -0,84% |
| Die PARTEI | 10 | 1,70% | 4 | 0,84% | +6 | +0,86% |
| FAMILIE | 4 | 0,68% | 3 | 0,63% | +1 | +0,05% |
| FREIE WÄHLER | 8 | 1,36% | 1 | 0,21% | +7 | +1,15% |
| Volksabstimmung | 0 | 0,00% | 0 | 0,00% | 0 | 0,00% |
| ÖDP | 2 | 0,34% | 0 | 0,00% | +2 | +0,34% |
| DKP | 0 | 0,00% | 0 | 0,00% | 0 | 0,00% |
| MLPD | 1 | 0,17% | 0 | 0,00% | +1 | +0,17% |
| BP | 0 | 0,00% | 0 | 0,00% | 0 | 0,00% |
| SGP | 0 | 0,00% | 0 | 0,00% | 0 | 0,00% |
| TIERSCHUTZ hier! | 3 | 0,51% | -/- | -/- | +3 | +0,51% |
| Tierschutzallianz | 1 | 0,17% | -/- | -/- | +1 | +0,17% |
| Bündnis C | 0 | 0,00% | -/- | -/- | 0 | 0,00% |
| BIG | 9 | 1,53% | -/- | -/- | +9 | +1,53% |
| BGE | 1 | 0,17% | -/- | -/- | +1 | +0,17% |
| DIE DIREKTE! | 1 | 0,17% | -/- | -/- | +1 | +0,17% |
| DiEM25 | 0 | 0,00% | -/- | -/- | 0 | 0,00% |
| III. Weg | 0 | 0,00% | -/- | -/- | 0 | 0,00% |
| Die Grauen | 1 | 0,17% | -/- | -/- | +1 | +0,17% |
| DIE RECHTE | 0 | 0,00% | -/- | -/- | 0 | 0,00% |
| DIE VIOLETTEN | 1 | 0,17% | -/- | -/- | +1 | +0,17% |
| LIEBE | 1 | 0,17% | -/- | -/- | +1 | +0,17% |
| DIE FRAUEN | 0 | 0,00% | -/- | -/- | 0 | 0,00% |
| Graue Panther | 1 | 0,17% | -/- | -/- | +1 | +0,17% |
| LKR | 0 | 0,00% | -/- | -/- | 0 | 0,00% |
| MENSCHLICHE WELT | 0 | 0,00% | -/- | -/- | 0 | 0,00% |
| NL | 1 | 0,17% | -/- | -/- | +1 | +0,17% |

| Partei | EW 2019 Stimmen | EW 2019 Prozent | EW 2014 Stimmen | EW 2014 Prozent | Differenz Stimmen | Differenz In Prozent |
|---------------------------------|--------------------|--------------------|--------------------|--------------------|----------------------|-------------------------|
| ÖkoLinX | 0 | 0,00% | -/- | -/- | 0 | 0,00% |
| Die Humanisten | 2 | 0,34% | -/- | -/- | +2 | +0,34% |
| PARTEI FÜR DIE TIERE | 3 | 0,51% | -/- | -/- | +3 | +0,51% |
| Gesundheitsforschung | 2 | 0,34% | -/- | -/- | +2 | +0,34% |
| Volt | 1 | 0,17% | -/- | -/- | +1 | +0,17% |
| AUF | -/- | -/- | 1 | 0,21% | -1 | -0,21% |
| BüSo | -/- | -/- | 0 | 0,00% | 0 | 0,00% |
| CM | -/- | -/- | 0 | 0,00% | 0 | 0,00% |
| REP | -/- | -/- | 1 | 0,21% | -1 | -0,21% |
| PBC | -/- | -/- | 0 | 0,00% | 0 | 0,00% |
| PRO NRW | -/- | -/- | 3 | 0,63% | -3 | -0,63% |

35.3 Gesamtschule Uerdingen

| | EW 2019 | EW 2014 | Differenz |
|-----------------------------------|---------------|---------------|---------------|
| Wahlbeteiligung | 58,71% | 49,67% | +9,04% |
| Wahlberechtigte insgesamt | 1.088 | 1.085 | +3 |
| Wahlberechtigte ohne Sperrvermerk | 913 | 912 | +1 |
| Wahlberechtigte mit Sperrvermerk | 175 | 173 | +2 |
| Wahlberechtigte § 24 Abs. 2 EuWO | 0 | 0 | 0 |
| Wähler insgesamt | 536 | 453 | +83 |
| Wähler mit Wahlschein | 2 | 0 | +2 |
| Ungültige Stimmen | 9 | 2 | +7 |
| Gültige Stimmen | 527 | 451 | +76 |

| In Prozent | 26,19% | 21,25% | 23,15% | 6,26% | 4,93% | 7,02% | 2,47% | 8,73% |
|------------|--------|--------|--------|-------|-------|-------|-------|----------|
| Stimmen | 138 | 112 | 122 | 33 | 26 | 37 | 13 | 46 |
| Partei | CDU | SPD | GRÜNE | AfD | LINKE | FDP | FAMIL | Sonstige |

| | | | | | | | | |
|--------------------|--------|---------|---------|--------|--------|--------|--------|----------|
| Gewinn In Prozent | | | +15,83% | +0,50% | +0,50% | +5,69% | +2,47% | +2,08% |
| Verlust In Prozent | -9,29% | -17,77% | | | | | | |
| Partei | CDU | SPD | GRÜNE | AfD | LINKE | FDP | FAMIL | Sonstige |

| Partei | EW 2019 Stimmen | EW 2019 Prozent | EW 2014 Stimmen | EW 2014 Prozent | Differenz Stimmen | Differenz In Prozent |
|---------------------|--------------------|--------------------|--------------------|--------------------|----------------------|-------------------------|
| CDU | 138 | 26,19% | 160 | 35,48% | -22 | -9,29% |
| SPD | 112 | 21,25% | 176 | 39,02% | -64 | -17,77% |
| GRÜNE | 122 | 23,15% | 33 | 7,32% | +89 | +15,83% |
| AfD | 33 | 6,26% | 26 | 5,76% | +7 | +0,50% |
| DIE LINKE | 26 | 4,93% | 20 | 4,43% | +6 | +0,50% |
| FDP | 37 | 7,02% | 6 | 1,33% | +31 | +5,69% |
| PIRATEN | 2 | 0,38% | 7 | 1,55% | -5 | -1,17% |
| Tierschutzpartei | 5 | 0,95% | 1 | 0,22% | +4 | +0,73% |
| NPD | 1 | 0,19% | 2 | 0,44% | -1 | -0,25% |
| Die PARTEI | 7 | 1,33% | 5 | 1,11% | +2 | +0,22% |
| FAMILIE | 13 | 2,47% | 0 | 0,00% | +13 | +2,47% |
| FREIE WÄHLER | 3 | 0,57% | 9 | 2,00% | -6 | -1,43% |
| Volksabstimmung | 0 | 0,00% | 1 | 0,22% | -1 | -0,22% |
| ÖDP | 3 | 0,57% | 1 | 0,22% | +2 | +0,35% |
| DKP | 0 | 0,00% | 0 | 0,00% | 0 | 0,00% |
| MLPD | 0 | 0,00% | 0 | 0,00% | 0 | 0,00% |
| BP | 0 | 0,00% | 0 | 0,00% | 0 | 0,00% |
| SGP | 0 | 0,00% | 0 | 0,00% | 0 | 0,00% |
| TIERSCHUTZ hier! | 2 | 0,38% | -/- | -/- | +2 | +0,38% |
| Tierschutzallianz | 1 | 0,19% | -/- | -/- | +1 | +0,19% |
| Bündnis C | 0 | 0,00% | -/- | -/- | 0 | 0,00% |
| BIG | 2 | 0,38% | -/- | -/- | +2 | +0,38% |
| BGE | 0 | 0,00% | -/- | -/- | 0 | 0,00% |
| DIE DIREKTE! | 2 | 0,38% | -/- | -/- | +2 | +0,38% |
| DiEM25 | 2 | 0,38% | -/- | -/- | +2 | +0,38% |
| III. Weg | 0 | 0,00% | -/- | -/- | 0 | 0,00% |
| Die Grauen | 0 | 0,00% | -/- | -/- | 0 | 0,00% |
| DIE RECHTE | 1 | 0,19% | -/- | -/- | +1 | +0,19% |
| DIE VIOLETTEN | 0 | 0,00% | -/- | -/- | 0 | 0,00% |
| LIEBE | 0 | 0,00% | -/- | -/- | 0 | 0,00% |
| DIE FRAUEN | 1 | 0,19% | -/- | -/- | +1 | +0,19% |
| Graue Panther | 0 | 0,00% | -/- | -/- | 0 | 0,00% |
| LKR | 0 | 0,00% | -/- | -/- | 0 | 0,00% |
| MENSCHLICHE WELT | 1 | 0,19% | -/- | -/- | +1 | +0,19% |
| NL | 1 | 0,19% | -/- | -/- | +1 | +0,19% |

| Partei | EW 2019 Stimmen | EW 2019 Prozent | EW 2014 Stimmen | EW 2014 Prozent | Differenz Stimmen | Differenz In Prozent |
|---------------------------------|--------------------|--------------------|--------------------|--------------------|----------------------|-------------------------|
| ÖkoLinX | 0 | 0,00% | -/- | -/- | 0 | 0,00% |
| Die Humanisten | 0 | 0,00% | -/- | -/- | 0 | 0,00% |
| PARTEI FÜR DIE TIERE | 5 | 0,95% | -/- | -/- | +5 | +0,95% |
| Gesundheitsforschung | 1 | 0,19% | -/- | -/- | +1 | +0,19% |
| Volt | 6 | 1,14% | -/- | -/- | +6 | +1,14% |
| AUF | -/- | -/- | 0 | 0,00% | 0 | 0,00% |
| BüSo | -/- | -/- | 1 | 0,22% | -1 | -0,22% |
| CM | -/- | -/- | 0 | 0,00% | 0 | 0,00% |
| REP | -/- | -/- | 1 | 0,22% | -1 | -0,22% |
| PBC | -/- | -/- | 1 | 0,22% | -1 | -0,22% |
| PRO NRW | -/- | -/- | 1 | 0,22% | -1 | -0,22% |

35.5 Heinrichschule

| | EW 2019 | EW 2014 | Differenz |
|-----------------------------------|---------------|---------------|----------------|
| Wahlbeteiligung | 53,55% | 40,89% | +12,66% |
| Wahlberechtigte insgesamt | 910 | 925 | -15 |
| Wahlberechtigte ohne Sperrvermerk | 816 | 851 | -35 |
| Wahlberechtigte mit Sperrvermerk | 94 | 74 | +20 |
| Wahlberechtigte § 24 Abs. 2 EuWO | 0 | 0 | 0 |
| Wähler insgesamt | 437 | 348 | +89 |
| Wähler mit Wahlschein | 0 | 0 | 0 |
| Ungültige Stimmen | 9 | 6 | +3 |
| Gültige Stimmen | 428 | 342 | +86 |

| In Prozent | 17,29% | 25,00% | 23,60% | 9,35% | 5,37% | 7,24% | 3,04% | 9,11% |
|------------|--------|--------|--------|-------|-------|-------|-------|----------|
| Stimmen | 74 | 107 | 101 | 40 | 23 | 31 | 13 | 39 |
| Partei | CDU | SPD | GRÜNE | AfD | LINKE | FDP | Tiers | Sonstige |

| | | | | | | | | |
|--------------------|--------|---------|---------|--------|--------|--------|--------|----------|
| Gewinn In Prozent | | | +12,20% | +5,26% | +1,28% | +4,90% | +2,16% | +2,38% |
| Verlust In Prozent | -5,52% | -22,66% | | | | | | |
| Partei | CDU | SPD | GRÜNE | AfD | LINKE | FDP | Tiers | Sonstige |

| Partei | EW 2019 Stimmen | EW 2019 Prozent | EW 2014 Stimmen | EW 2014 Prozent | Differenz Stimmen | Differenz In Prozent |
|---------------------|--------------------|--------------------|--------------------|--------------------|----------------------|-------------------------|
| CDU | 74 | 17,29% | 78 | 22,81% | -4 | -5,52% |
| SPD | 107 | 25,00% | 163 | 47,66% | -56 | -22,66% |
| GRÜNE | 101 | 23,60% | 39 | 11,40% | +62 | +12,20% |
| AfD | 40 | 9,35% | 14 | 4,09% | +26 | +5,26% |
| DIE LINKE | 23 | 5,37% | 14 | 4,09% | +9 | +1,28% |
| FDP | 31 | 7,24% | 8 | 2,34% | +23 | +4,90% |
| PIRATEN | 5 | 1,17% | 9 | 2,63% | -4 | -1,46% |
| Tierschutzpartei | 13 | 3,04% | 3 | 0,88% | +10 | +2,16% |
| NPD | 0 | 0,00% | 1 | 0,29% | -1 | -0,29% |
| Die PARTEI | 10 | 2,34% | 4 | 1,17% | +6 | +1,17% |
| FAMILIE | 4 | 0,93% | 4 | 1,17% | 0 | -0,24% |
| FREIE WÄHLER | 2 | 0,47% | 3 | 0,88% | -1 | -0,41% |
| Volksabstimmung | 1 | 0,23% | 0 | 0,00% | +1 | +0,23% |
| ÖDP | 0 | 0,00% | 1 | 0,29% | -1 | -0,29% |
| DKP | 0 | 0,00% | 0 | 0,00% | 0 | 0,00% |
| MLPD | 1 | 0,23% | 0 | 0,00% | +1 | +0,23% |
| BP | 0 | 0,00% | 0 | 0,00% | 0 | 0,00% |
| SGP | 0 | 0,00% | 0 | 0,00% | 0 | 0,00% |
| TIERSCHUTZ hier! | 1 | 0,23% | -/- | -/- | +1 | +0,23% |
| Tierschutzallianz | 0 | 0,00% | -/- | -/- | 0 | 0,00% |
| Bündnis C | 0 | 0,00% | -/- | -/- | 0 | 0,00% |
| BIG | 2 | 0,47% | -/- | -/- | +2 | +0,47% |
| BGE | 1 | 0,23% | -/- | -/- | +1 | +0,23% |
| DIE DIREKTE! | 0 | 0,00% | -/- | -/- | 0 | 0,00% |
| DiEM25 | 1 | 0,23% | -/- | -/- | +1 | +0,23% |
| III. Weg | 0 | 0,00% | -/- | -/- | 0 | 0,00% |
| Die Grauen | 0 | 0,00% | -/- | -/- | 0 | 0,00% |
| DIE RECHTE | 0 | 0,00% | -/- | -/- | 0 | 0,00% |
| DIE VIOLETTEN | 0 | 0,00% | -/- | -/- | 0 | 0,00% |
| LIEBE | 1 | 0,23% | -/- | -/- | +1 | +0,23% |
| DIE FRAUEN | 0 | 0,00% | -/- | -/- | 0 | 0,00% |
| Graue Panther | 2 | 0,47% | -/- | -/- | +2 | +0,47% |
| LKR | 0 | 0,00% | -/- | -/- | 0 | 0,00% |
| MENSCHLICHE WELT | 0 | 0,00% | -/- | -/- | 0 | 0,00% |
| NL | 0 | 0,00% | -/- | -/- | 0 | 0,00% |

| Partei | EW 2019 Stimmen | EW 2019 Prozent | EW 2014 Stimmen | EW 2014 Prozent | Differenz Stimmen | Differenz In Prozent |
|---------------------------------|--------------------|--------------------|--------------------|--------------------|----------------------|-------------------------|
| ÖkoLinX | 0 | 0,00% | -/- | -/- | 0 | 0,00% |
| Die Humanisten | 2 | 0,47% | -/- | -/- | +2 | +0,47% |
| PARTEI FÜR DIE TIERE | 2 | 0,47% | -/- | -/- | +2 | +0,47% |
| Gesundheitsforschung | 1 | 0,23% | -/- | -/- | +1 | +0,23% |
| Volt | 3 | 0,70% | -/- | -/- | +3 | +0,70% |
| AUF | -/- | -/- | 0 | 0,00% | 0 | 0,00% |
| BüSo | -/- | -/- | 0 | 0,00% | 0 | 0,00% |
| CM | -/- | -/- | 0 | 0,00% | 0 | 0,00% |
| REP | -/- | -/- | 1 | 0,29% | -1 | -0,29% |
| PBC | -/- | -/- | 0 | 0,00% | 0 | 0,00% |
| PRO NRW | -/- | -/- | 0 | 0,00% | 0 | 0,00% |

35.6 Vereinsheim SSF Aegir

| | EW 2019 | EW 2014 | Differenz |
|-----------------------------------|---------------|---------------|----------------|
| Wahlbeteiligung | 53,87% | 43,07% | +10,80% |
| Wahlberechtigte insgesamt | 830 | 858 | -28 |
| Wahlberechtigte ohne Sperrvermerk | 672 | 729 | -57 |
| Wahlberechtigte mit Sperrvermerk | 158 | 129 | +29 |
| Wahlberechtigte § 24 Abs. 2 EuWO | 0 | 0 | 0 |
| Wähler insgesamt | 362 | 314 | +48 |
| Wähler mit Wahlschein | 1 | 0 | +1 |
| Ungültige Stimmen | 0 | 2 | -2 |
| Gültige Stimmen | 362 | 312 | +50 |

| | | | | | | | | |
|-------------------|------------|------------|--------------|------------|--------------|------------|--------------|-----------------|
| In Prozent | 27,35% | 21,82% | 20,17% | 6,91% | 5,52% | 5,80% | 2,49% | 9,94% |
| Stimmen | 99 | 79 | 73 | 25 | 20 | 21 | 9 | 36 |
| Partei | CDU | SPD | GRÜNE | AfD | LINKE | FDP | Tiers | Sonstige |

| | | | | | | | | |
|---------------------------|------------|------------|--------------|------------|--------------|------------|--------------|-----------------|
| Gewinn In Prozent | +0,11% | | +12,80% | +2,10% | +1,67% | +0,35% | +1,21% | +3,85% |
| Verlust In Prozent | | -22,09% | | | | | | |
| Partei | CDU | SPD | GRÜNE | AfD | LINKE | FDP | Tiers | Sonstige |

| Partei | EW 2019 Stimmen | EW 2019 Prozent | EW 2014 Stimmen | EW 2014 Prozent | Differenz Stimmen | Differenz In Prozent |
|--------------------------|--------------------|--------------------|--------------------|--------------------|----------------------|-------------------------|
| CDU | 99 | 27,35% | 85 | 27,24% | +14 | +0,11% |
| SPD | 79 | 21,82% | 137 | 43,91% | -58 | -22,09% |
| GRÜNE | 73 | 20,17% | 23 | 7,37% | +50 | +12,80% |
| AfD | 25 | 6,91% | 15 | 4,81% | +10 | +2,10% |
| DIE LINKE | 20 | 5,52% | 12 | 3,85% | +8 | +1,67% |
| FDP | 21 | 5,80% | 17 | 5,45% | +4 | +0,35% |
| PIRATEN | 3 | 0,83% | 8 | 2,56% | -5 | -1,73% |
| Tierschutzpartei | 9 | 2,49% | 4 | 1,28% | +5 | +1,21% |
| NPD | 2 | 0,55% | 1 | 0,32% | +1 | +0,23% |
| Die PARTEI | 9 | 2,49% | 1 | 0,32% | +8 | +2,17% |
| FAMILIE | 2 | 0,55% | 2 | 0,64% | 0 | -0,09% |
| FREIE WÄHLER | 2 | 0,55% | 2 | 0,64% | 0 | -0,09% |
| Volksabstimmung | 0 | 0,00% | 1 | 0,32% | -1 | -0,32% |
| ÖDP | 1 | 0,28% | 0 | 0,00% | +1 | +0,28% |
| DKP | 0 | 0,00% | 0 | 0,00% | 0 | 0,00% |
| MLPD | 1 | 0,28% | 0 | 0,00% | +1 | +0,28% |
| BP | 0 | 0,00% | 0 | 0,00% | 0 | 0,00% |
| SGP | 0 | 0,00% | 0 | 0,00% | 0 | 0,00% |
| TIERSCHUTZ hier! | 2 | 0,55% | -/- | -/- | +2 | +0,55% |
| Tierschutzallianz | 2 | 0,55% | -/- | -/- | +2 | +0,55% |
| Bündnis C | 0 | 0,00% | -/- | -/- | 0 | 0,00% |
| BIG | 0 | 0,00% | -/- | -/- | 0 | 0,00% |
| BGE | 0 | 0,00% | -/- | -/- | 0 | 0,00% |
| DIE DIREKTE! | 0 | 0,00% | -/- | -/- | 0 | 0,00% |
| DiEM25 | 1 | 0,28% | -/- | -/- | +1 | +0,28% |
| III. Weg | 0 | 0,00% | -/- | -/- | 0 | 0,00% |
| Die Grauen | 2 | 0,55% | -/- | -/- | +2 | +0,55% |
| DIE RECHTE | 0 | 0,00% | -/- | -/- | 0 | 0,00% |
| DIE VIOLETTEN | 0 | 0,00% | -/- | -/- | 0 | 0,00% |
| LIEBE | 1 | 0,28% | -/- | -/- | +1 | +0,28% |
| DIE FRAUEN | 0 | 0,00% | -/- | -/- | 0 | 0,00% |
| Graue Panther | 3 | 0,83% | -/- | -/- | +3 | +0,83% |
| LKR | 0 | 0,00% | -/- | -/- | 0 | 0,00% |
| MENSCHLICHE WELT | 1 | 0,28% | -/- | -/- | +1 | +0,28% |
| NL | 0 | 0,00% | -/- | -/- | 0 | 0,00% |

| Partei | EW 2019 Stimmen | EW 2019 Prozent | EW 2014 Stimmen | EW 2014 Prozent | Differenz Stimmen | Differenz In Prozent |
|---------------------------------|--------------------|--------------------|--------------------|--------------------|----------------------|-------------------------|
| ÖkoLinX | 0 | 0,00% | -/- | -/- | 0 | 0,00% |
| Die Humanisten | 2 | 0,55% | -/- | -/- | +2 | +0,55% |
| PARTEI FÜR DIE TIERE | 1 | 0,28% | -/- | -/- | +1 | +0,28% |
| Gesundheitsforschung | 0 | 0,00% | -/- | -/- | 0 | 0,00% |
| Volt | 1 | 0,28% | -/- | -/- | +1 | +0,28% |
| AUF | -/- | -/- | 0 | 0,00% | 0 | 0,00% |
| BüSo | -/- | -/- | 0 | 0,00% | 0 | 0,00% |
| CM | -/- | -/- | 1 | 0,32% | -1 | -0,32% |
| REP | -/- | -/- | 2 | 0,64% | -2 | -0,64% |
| PBC | -/- | -/- | 0 | 0,00% | 0 | 0,00% |
| PRO NRW | -/- | -/- | 1 | 0,32% | -1 | -0,32% |

35.7 Altenheim Kunigundenheim

| | EW 2019 | EW 2014 | Differenz |
|-----------------------------------|---------------|---------------|----------------|
| Wahlbeteiligung | 48,35% | 36,44% | +11,91% |
| Wahlberechtigte insgesamt | 1.644 | 1.624 | +20 |
| Wahlberechtigte ohne Sperrvermerk | 1.456 | 1.479 | -23 |
| Wahlberechtigte mit Sperrvermerk | 188 | 145 | +43 |
| Wahlberechtigte § 24 Abs. 2 EuWO | 0 | 0 | 0 |
| Wähler insgesamt | 704 | 539 | +165 |
| Wähler mit Wahlschein | 2 | 0 | +2 |
| Ungültige Stimmen | 7 | 6 | +1 |
| Gültige Stimmen | 697 | 533 | +164 |

| | CDU | SPD | GRÜNE | AfD | LINKE | FDP | PARTEI | Sonstige |
|-------------------|--------|--------|--------|--------|-------|-------|--------|----------|
| In Prozent | 19,37% | 21,81% | 22,81% | 10,47% | 5,45% | 7,03% | 2,58% | 10,47% |
| Stimmen | 135 | 152 | 159 | 73 | 38 | 49 | 18 | 73 |
| Partei | CDU | SPD | GRÜNE | AfD | LINKE | FDP | PARTEI | Sonstige |

| | CDU | SPD | GRÜNE | AfD | LINKE | FDP | PARTEI | Sonstige |
|---------------------------|--------|---------|---------|--------|--------|--------|--------|----------|
| Gewinn In Prozent | | | +14,74% | +5,59% | | +4,40% | +1,45% | +2,59% |
| Verlust In Prozent | -5,58% | -22,28% | | | -0,93% | | | |
| Partei | CDU | SPD | GRÜNE | AfD | LINKE | FDP | PARTEI | Sonstige |

| Partei | EW 2019 Stimmen | EW 2019 Prozent | EW 2014 Stimmen | EW 2014 Prozent | Differenz Stimmen | Differenz In Prozent |
|--------------------------|--------------------|--------------------|--------------------|--------------------|----------------------|-------------------------|
| CDU | 135 | 19,37% | 133 | 24,95% | +2 | -5,58% |
| SPD | 152 | 21,81% | 235 | 44,09% | -83 | -22,28% |
| GRÜNE | 159 | 22,81% | 43 | 8,07% | +116 | +14,74% |
| AfD | 73 | 10,47% | 26 | 4,88% | +47 | +5,59% |
| DIE LINKE | 38 | 5,45% | 34 | 6,38% | +4 | -0,93% |
| FDP | 49 | 7,03% | 14 | 2,63% | +35 | +4,40% |
| PIRATEN | 10 | 1,43% | 15 | 2,81% | -5 | -1,38% |
| Tierschutzpartei | 13 | 1,87% | 2 | 0,38% | +11 | +1,49% |
| NPD | 2 | 0,29% | 5 | 0,94% | -3 | -0,65% |
| Die PARTEI | 18 | 2,58% | 6 | 1,13% | +12 | +1,45% |
| FAMILIE | 10 | 1,43% | 4 | 0,75% | +6 | +0,68% |
| FREIE WÄHLER | 5 | 0,72% | 2 | 0,38% | +3 | +0,34% |
| Volksabstimmung | 1 | 0,14% | 2 | 0,38% | -1 | -0,24% |
| ÖDP | 2 | 0,29% | 0 | 0,00% | +2 | +0,29% |
| DKP | 0 | 0,00% | 0 | 0,00% | 0 | 0,00% |
| MLPD | 0 | 0,00% | 0 | 0,00% | 0 | 0,00% |
| BP | 0 | 0,00% | 0 | 0,00% | 0 | 0,00% |
| SGP | 0 | 0,00% | 0 | 0,00% | 0 | 0,00% |
| TIERSCHUTZ hier! | 3 | 0,43% | -/- | -/- | +3 | +0,43% |
| Tierschutzallianz | 4 | 0,57% | -/- | -/- | +4 | +0,57% |
| Bündnis C | 0 | 0,00% | -/- | -/- | 0 | 0,00% |
| BIG | 1 | 0,14% | -/- | -/- | +1 | +0,14% |
| BGE | 0 | 0,00% | -/- | -/- | 0 | 0,00% |
| DIE DIREKTE! | 0 | 0,00% | -/- | -/- | 0 | 0,00% |
| DiEM25 | 4 | 0,57% | -/- | -/- | +4 | +0,57% |
| III. Weg | 0 | 0,00% | -/- | -/- | 0 | 0,00% |
| Die Grauen | 2 | 0,29% | -/- | -/- | +2 | +0,29% |
| DIE RECHTE | 3 | 0,43% | -/- | -/- | +3 | +0,43% |
| DIE VIOLETTEN | 2 | 0,29% | -/- | -/- | +2 | +0,29% |
| LIEBE | 0 | 0,00% | -/- | -/- | 0 | 0,00% |
| DIE FRAUEN | 2 | 0,29% | -/- | -/- | +2 | +0,29% |
| Graue Panther | 0 | 0,00% | -/- | -/- | 0 | 0,00% |
| LKR | 1 | 0,14% | -/- | -/- | +1 | +0,14% |
| MENSCHLICHE WELT | 0 | 0,00% | -/- | -/- | 0 | 0,00% |
| NL | 0 | 0,00% | -/- | -/- | 0 | 0,00% |

| Partei | EW 2019 Stimmen | EW 2019 Prozent | EW 2014 Stimmen | EW 2014 Prozent | Differenz Stimmen | Differenz In Prozent |
|---------------------------------|--------------------|--------------------|--------------------|--------------------|----------------------|-------------------------|
| ÖkoLinX | 0 | 0,00% | -/- | -/- | 0 | 0,00% |
| Die Humanisten | 2 | 0,29% | -/- | -/- | +2 | +0,29% |
| PARTEI FÜR DIE TIERE | 4 | 0,57% | -/- | -/- | +4 | +0,57% |
| Gesundheitsforschung | 0 | 0,00% | -/- | -/- | 0 | 0,00% |
| Volt | 2 | 0,29% | -/- | -/- | +2 | +0,29% |
| AUF | -/- | -/- | 1 | 0,19% | -1 | -0,19% |
| BüSo | -/- | -/- | 1 | 0,19% | -1 | -0,19% |
| CM | -/- | -/- | 0 | 0,00% | 0 | 0,00% |
| REP | -/- | -/- | 2 | 0,38% | -2 | -0,38% |
| PBC | -/- | -/- | 4 | 0,75% | -4 | -0,75% |
| PRO NRW | -/- | -/- | 4 | 0,75% | -4 | -0,75% |

35.8 Gym. am Stadtpark Uerdingen

| | EW 2019 | EW 2014 | Differenz |
|-----------------------------------|---------------|---------------|----------------|
| Wahlbeteiligung | 52,94% | 38,63% | +14,31% |
| Wahlberechtigte insgesamt | 1.090 | 1.093 | -3 |
| Wahlberechtigte ohne Sperrvermerk | 971 | 981 | -10 |
| Wahlberechtigte mit Sperrvermerk | 119 | 112 | +7 |
| Wahlberechtigte § 24 Abs. 2 EuWO | 0 | 0 | 0 |
| Wähler insgesamt | 514 | 379 | +135 |
| Wähler mit Wahlschein | 4 | 2 | +2 |
| Ungültige Stimmen | 2 | 7 | -5 |
| Gültige Stimmen | 512 | 372 | +140 |

| | | | | | | | | |
|-------------------|------------|------------|--------------|------------|--------------|------------|---------------|-----------------|
| In Prozent | 21,29% | 18,95% | 25,78% | 6,25% | 7,03% | 5,66% | 3,91% | 11,13% |
| Stimmen | 109 | 97 | 132 | 32 | 36 | 29 | 20 | 57 |
| Partei | CDU | SPD | GRÜNE | AfD | LINKE | FDP | PARTEI | Sonstige |

| | | | | | | | | |
|---------------------------|------------|------------|--------------|------------|--------------|------------|---------------|-----------------|
| Gewinn In Prozent | | | +13,15% | +0,07% | +0,31% | +3,51% | +3,64% | +5,75% |
| Verlust In Prozent | -3,98% | -22,45% | | | | | | |
| Partei | CDU | SPD | GRÜNE | AfD | LINKE | FDP | PARTEI | Sonstige |

| Partei | EW 2019 Stimmen | EW 2019 Prozent | EW 2014 Stimmen | EW 2014 Prozent | Differenz Stimmen | Differenz In Prozent |
|---------------------|--------------------|--------------------|--------------------|--------------------|----------------------|-------------------------|
| CDU | 109 | 21,29% | 94 | 25,27% | +15 | -3,98% |
| SPD | 97 | 18,95% | 154 | 41,40% | -57 | -22,45% |
| GRÜNE | 132 | 25,78% | 47 | 12,63% | +85 | +13,15% |
| AfD | 32 | 6,25% | 23 | 6,18% | +9 | +0,07% |
| DIE LINKE | 36 | 7,03% | 25 | 6,72% | +11 | +0,31% |
| FDP | 29 | 5,66% | 8 | 2,15% | +21 | +3,51% |
| PIRATEN | 3 | 0,59% | 6 | 1,61% | -3 | -1,02% |
| Tierschutzpartei | 18 | 3,52% | 3 | 0,81% | +15 | +2,71% |
| NPD | 1 | 0,20% | 2 | 0,54% | -1 | -0,34% |
| Die PARTEI | 20 | 3,91% | 1 | 0,27% | +19 | +3,64% |
| FAMILIE | 6 | 1,17% | 4 | 1,08% | +2 | +0,09% |
| FREIE WÄHLER | 1 | 0,20% | 1 | 0,27% | 0 | -0,07% |
| Volksabstimmung | 0 | 0,00% | 3 | 0,81% | -3 | -0,81% |
| ÖDP | 2 | 0,39% | 0 | 0,00% | +2 | +0,39% |
| DKP | 0 | 0,00% | 0 | 0,00% | 0 | 0,00% |
| MLPD | 3 | 0,59% | 0 | 0,00% | +3 | +0,59% |
| BP | 0 | 0,00% | 0 | 0,00% | 0 | 0,00% |
| SGP | 0 | 0,00% | 0 | 0,00% | 0 | 0,00% |
| TIERSCHUTZ hier! | 1 | 0,20% | -/- | -/- | +1 | +0,20% |
| Tierschutzallianz | 2 | 0,39% | -/- | -/- | +2 | +0,39% |
| Bündnis C | 0 | 0,00% | -/- | -/- | 0 | 0,00% |
| BIG | 6 | 1,17% | -/- | -/- | +6 | +1,17% |
| BGE | 0 | 0,00% | -/- | -/- | 0 | 0,00% |
| DIE DIREKTE! | 0 | 0,00% | -/- | -/- | 0 | 0,00% |
| DiEM25 | 0 | 0,00% | -/- | -/- | 0 | 0,00% |
| III. Weg | 0 | 0,00% | -/- | -/- | 0 | 0,00% |
| Die Grauen | 2 | 0,39% | -/- | -/- | +2 | +0,39% |
| DIE RECHTE | 1 | 0,20% | -/- | -/- | +1 | +0,20% |
| DIE VIOLETTEN | 2 | 0,39% | -/- | -/- | +2 | +0,39% |
| LIEBE | 1 | 0,20% | -/- | -/- | +1 | +0,20% |
| DIE FRAUEN | 2 | 0,39% | -/- | -/- | +2 | +0,39% |
| Graue Panther | 1 | 0,20% | -/- | -/- | +1 | +0,20% |
| LKR | 0 | 0,00% | -/- | -/- | 0 | 0,00% |
| MENSCHLICHE WELT | 0 | 0,00% | -/- | -/- | 0 | 0,00% |
| NL | 0 | 0,00% | -/- | -/- | 0 | 0,00% |

| Partei | EW 2019 Stimmen | EW 2019 Prozent | EW 2014 Stimmen | EW 2014 Prozent | Differenz Stimmen | Differenz In Prozent |
|---------------------------------|--------------------|--------------------|--------------------|--------------------|----------------------|-------------------------|
| ÖkoLinX | 0 | 0,00% | -/- | -/- | 0 | 0,00% |
| Die Humanisten | 0 | 0,00% | -/- | -/- | 0 | 0,00% |
| PARTEI FÜR DIE TIERE | 3 | 0,59% | -/- | -/- | +3 | +0,59% |
| Gesundheitsforschung | 0 | 0,00% | -/- | -/- | 0 | 0,00% |
| Volt | 2 | 0,39% | -/- | -/- | +2 | +0,39% |
| AUF | -/- | -/- | 0 | 0,00% | 0 | 0,00% |
| BüSo | -/- | -/- | 0 | 0,00% | 0 | 0,00% |
| CM | -/- | -/- | 0 | 0,00% | 0 | 0,00% |
| REP | -/- | -/- | 1 | 0,27% | -1 | -0,27% |
| PBC | -/- | -/- | 0 | 0,00% | 0 | 0,00% |
| PRO NRW | -/- | -/- | 0 | 0,00% | 0 | 0,00% |

35.9 Briefwahlbezirk 35

| | EW 2019 | EW 2014 | Differenz |
|-----------------------|---------|---------|-----------|
| Wähler mit Wahrschein | 929 | 737 | +192 |
| Ungültige Stimmen | 2 | 12 | -10 |
| Gültige Stimmen | 927 | 725 | +202 |

| | | | | | | | | |
|-------------------|------------|------------|--------------|------------|--------------|------------|---------------|-----------------|
| In Prozent | 27,94% | 23,09% | 18,88% | 7,87% | 3,34% | 8,20% | 2,48% | 8,20% |
| Stimmen | 259 | 214 | 175 | 73 | 31 | 76 | 23 | 76 |
| Partei | CDU | SPD | GRÜNE | AfD | LINKE | FDP | PARTEI | Sonstige |

| | | | | | | | | |
|---------------------------|------------|------------|--------------|------------|--------------|------------|---------------|-----------------|
| Gewinn In Prozent | | | +11,98% | +2,35% | | +3,92% | +1,93% | +0,34% |
| Verlust In Prozent | -6,27% | -14,01% | | | -0,25% | | | |
| Partei | CDU | SPD | GRÜNE | AfD | LINKE | FDP | PARTEI | Sonstige |

| Partei | EW 2019 Stimmen | EW 2019 Prozent | EW 2014 Stimmen | EW 2014 Prozent | Differenz Stimmen | Differenz In Prozent |
|--------------------------|--------------------|--------------------|--------------------|--------------------|----------------------|-------------------------|
| CDU | 259 | 27,94% | 248 | 34,21% | +11 | -6,27% |
| SPD | 214 | 23,09% | 269 | 37,10% | -55 | -14,01% |
| GRÜNE | 175 | 18,88% | 50 | 6,90% | +125 | +11,98% |
| AfD | 73 | 7,87% | 40 | 5,52% | +33 | +2,35% |
| DIE LINKE | 31 | 3,34% | 26 | 3,59% | +5 | -0,25% |
| FDP | 76 | 8,20% | 31 | 4,28% | +45 | +3,92% |
| PIRATEN | 10 | 1,08% | 15 | 2,07% | -5 | -0,99% |
| Tierschutzpartei | 14 | 1,51% | 14 | 1,93% | 0 | -0,42% |
| NPD | 1 | 0,11% | 4 | 0,55% | -3 | -0,44% |
| Die PARTEI | 23 | 2,48% | 4 | 0,55% | +19 | +1,93% |
| FAMILIE | 9 | 0,97% | 2 | 0,28% | +7 | +0,69% |
| FREIE WÄHLER | 13 | 1,40% | 1 | 0,14% | +12 | +1,26% |
| Volksabstimmung | 1 | 0,11% | 9 | 1,24% | -8 | -1,13% |
| ÖDP | 1 | 0,11% | 2 | 0,28% | -1 | -0,17% |
| DKP | 0 | 0,00% | 0 | 0,00% | 0 | 0,00% |
| MLPD | 2 | 0,22% | 0 | 0,00% | +2 | +0,22% |
| BP | 2 | 0,22% | 0 | 0,00% | +2 | +0,22% |
| SGP | 0 | 0,00% | 0 | 0,00% | 0 | 0,00% |
| TIERSCHUTZ hier! | 4 | 0,43% | -/- | -/- | +4 | +0,43% |
| Tierschutzallianz | 0 | 0,00% | -/- | -/- | 0 | 0,00% |
| Bündnis C | 1 | 0,11% | -/- | -/- | +1 | +0,11% |
| BIG | 0 | 0,00% | -/- | -/- | 0 | 0,00% |
| BGE | 0 | 0,00% | -/- | -/- | 0 | 0,00% |
| DIE DIREKTE! | 0 | 0,00% | -/- | -/- | 0 | 0,00% |
| DiEM25 | 2 | 0,22% | -/- | -/- | +2 | +0,22% |
| III. Weg | 0 | 0,00% | -/- | -/- | 0 | 0,00% |
| Die Grauen | 1 | 0,11% | -/- | -/- | +1 | +0,11% |
| DIE RECHTE | 0 | 0,00% | -/- | -/- | 0 | 0,00% |
| DIE VIOLETTEN | 0 | 0,00% | -/- | -/- | 0 | 0,00% |
| LIEBE | 0 | 0,00% | -/- | -/- | 0 | 0,00% |
| DIE FRAUEN | 1 | 0,11% | -/- | -/- | +1 | +0,11% |
| Graue Panther | 4 | 0,43% | -/- | -/- | +4 | +0,43% |
| LKR | 0 | 0,00% | -/- | -/- | 0 | 0,00% |
| MENSCHLICHE WELT | 0 | 0,00% | -/- | -/- | 0 | 0,00% |
| NL | 0 | 0,00% | -/- | -/- | 0 | 0,00% |

| Partei | EW 2019 Stimmen | EW 2019 Prozent | EW 2014 Stimmen | EW 2014 Prozent | Differenz Stimmen | Differenz In Prozent |
|---------------------------------|--------------------|--------------------|--------------------|--------------------|----------------------|-------------------------|
| ÖkoLinX | 0 | 0,00% | -/- | -/- | 0 | 0,00% |
| Die Humanisten | 3 | 0,32% | -/- | -/- | +3 | +0,32% |
| PARTEI FÜR DIE TIERE | 2 | 0,22% | -/- | -/- | +2 | +0,22% |
| Gesundheitsforschung | 2 | 0,22% | -/- | -/- | +2 | +0,22% |
| Volt | 3 | 0,32% | -/- | -/- | +3 | +0,32% |
| AUF | -/- | -/- | 2 | 0,28% | -2 | -0,28% |
| BüSo | -/- | -/- | 0 | 0,00% | 0 | 0,00% |
| CM | -/- | -/- | 0 | 0,00% | 0 | 0,00% |
| REP | -/- | -/- | 0 | 0,00% | 0 | 0,00% |
| PBC | -/- | -/- | 3 | 0,41% | -3 | -0,41% |
| PRO NRW | -/- | -/- | 5 | 0,69% | -5 | -0,69% |

36.1 VdK-Kreisverband Krefeld

| | EW 2019 | EW 2014 | Differenz |
|-----------------------------------|---------------|---------------|---------------|
| Wahlbeteiligung | 49,12% | 42,11% | +7,01% |
| Wahlberechtigte insgesamt | 1.069 | 1.129 | -60 |
| Wahlberechtigte ohne Sperrvermerk | 908 | 976 | -68 |
| Wahlberechtigte mit Sperrvermerk | 161 | 153 | +8 |
| Wahlberechtigte § 24 Abs. 2 EuWO | 0 | 0 | 0 |
| Wähler insgesamt | 446 | 411 | +35 |
| Wähler mit Wahlschein | 1 | 3 | -2 |
| Ungültige Stimmen | 5 | 2 | +3 |
| Gültige Stimmen | 441 | 409 | +32 |

| In Prozent | 26,76% | 20,86% | 23,13% | 7,94% | 2,49% | 8,84% | 2,72% | 7,26% |
|------------|--------|--------|--------|-------|-------|-------|--------|----------|
| Stimmen | 118 | 92 | 102 | 35 | 11 | 39 | 12 | 32 |
| Partei | CDU | SPD | GRÜNE | AfD | LINKE | FDP | PARTEI | Sonstige |

| | | | | | | | | |
|--------------------|--------|---------|---------|--------|--------|--------|--------|----------|
| Gewinn In Prozent | | | +15,31% | +1,34% | | +2,24% | +1,74% | +2,13% |
| Verlust In Prozent | -4,54% | -14,84% | | | -3,38% | | | |
| Partei | CDU | SPD | GRÜNE | AfD | LINKE | FDP | PARTEI | Sonstige |

| Partei | EW 2019 Stimmen | EW 2019 Prozent | EW 2014 Stimmen | EW 2014 Prozent | Differenz Stimmen | Differenz In Prozent |
|--------------------------|--------------------|--------------------|--------------------|--------------------|----------------------|-------------------------|
| CDU | 118 | 26,76% | 128 | 31,30% | -10 | -4,54% |
| SPD | 92 | 20,86% | 146 | 35,70% | -54 | -14,84% |
| GRÜNE | 102 | 23,13% | 32 | 7,82% | +70 | +15,31% |
| AfD | 35 | 7,94% | 27 | 6,60% | +8 | +1,34% |
| DIE LINKE | 11 | 2,49% | 24 | 5,87% | -13 | -3,38% |
| FDP | 39 | 8,84% | 27 | 6,60% | +12 | +2,24% |
| PIRATEN | 3 | 0,68% | 8 | 1,96% | -5 | -1,28% |
| Tierschutzpartei | 4 | 0,91% | 3 | 0,73% | +1 | +0,18% |
| NPD | 0 | 0,00% | 2 | 0,49% | -2 | -0,49% |
| Die PARTEI | 12 | 2,72% | 4 | 0,98% | +8 | +1,74% |
| FAMILIE | 4 | 0,91% | 0 | 0,00% | +4 | +0,91% |
| FREIE WÄHLER | 2 | 0,45% | 1 | 0,24% | +1 | +0,21% |
| Volksabstimmung | 1 | 0,23% | 0 | 0,00% | +1 | +0,23% |
| ÖDP | 1 | 0,23% | 0 | 0,00% | +1 | +0,23% |
| DKP | 0 | 0,00% | 0 | 0,00% | 0 | 0,00% |
| MLPD | 0 | 0,00% | 0 | 0,00% | 0 | 0,00% |
| BP | 0 | 0,00% | 0 | 0,00% | 0 | 0,00% |
| SGP | 0 | 0,00% | 0 | 0,00% | 0 | 0,00% |
| TIERSCHUTZ hier! | 0 | 0,00% | -/- | -/- | 0 | 0,00% |
| Tierschutzallianz | 1 | 0,23% | -/- | -/- | +1 | +0,23% |
| Bündnis C | 0 | 0,00% | -/- | -/- | 0 | 0,00% |
| BIG | 1 | 0,23% | -/- | -/- | +1 | +0,23% |
| BGE | 0 | 0,00% | -/- | -/- | 0 | 0,00% |
| DIE DIREKTE! | 0 | 0,00% | -/- | -/- | 0 | 0,00% |
| DiEM25 | 2 | 0,45% | -/- | -/- | +2 | +0,45% |
| III. Weg | 0 | 0,00% | -/- | -/- | 0 | 0,00% |
| Die Grauen | 1 | 0,23% | -/- | -/- | +1 | +0,23% |
| DIE RECHTE | 0 | 0,00% | -/- | -/- | 0 | 0,00% |
| DIE VIOLETTEN | 0 | 0,00% | -/- | -/- | 0 | 0,00% |
| LIEBE | 0 | 0,00% | -/- | -/- | 0 | 0,00% |
| DIE FRAUEN | 1 | 0,23% | -/- | -/- | +1 | +0,23% |
| Graue Panther | 1 | 0,23% | -/- | -/- | +1 | +0,23% |
| LKR | 1 | 0,23% | -/- | -/- | +1 | +0,23% |
| MENSCHLICHE WELT | 0 | 0,00% | -/- | -/- | 0 | 0,00% |
| NL | 0 | 0,00% | -/- | -/- | 0 | 0,00% |

| Partei | EW 2019 Stimmen | EW 2019 Prozent | EW 2014 Stimmen | EW 2014 Prozent | Differenz Stimmen | Differenz In Prozent |
|---------------------------------|--------------------|--------------------|--------------------|--------------------|----------------------|-------------------------|
| ÖkoLinX | 0 | 0,00% | -/- | -/- | 0 | 0,00% |
| Die Humanisten | 3 | 0,68% | -/- | -/- | +3 | +0,68% |
| PARTEI FÜR DIE TIERE | 1 | 0,23% | -/- | -/- | +1 | +0,23% |
| Gesundheitsforschung | 0 | 0,00% | -/- | -/- | 0 | 0,00% |
| Volt | 5 | 1,13% | -/- | -/- | +5 | +1,13% |
| AUF | -/- | -/- | 0 | 0,00% | 0 | 0,00% |
| BüSo | -/- | -/- | 0 | 0,00% | 0 | 0,00% |
| CM | -/- | -/- | 3 | 0,73% | -3 | -0,73% |
| REP | -/- | -/- | 0 | 0,00% | 0 | 0,00% |
| PBC | -/- | -/- | 0 | 0,00% | 0 | 0,00% |
| PRO NRW | -/- | -/- | 4 | 0,98% | -4 | -0,98% |

36.2 Freiherr-vom-Stein-Schule

| | EW 2019 | EW 2014 | Differenz |
|-----------------------------------|---------------|---------------|----------------|
| Wahlbeteiligung | 65,98% | 51,02% | +14,96% |
| Wahlberechtigte insgesamt | 880 | 903 | -23 |
| Wahlberechtigte ohne Sperrvermerk | 732 | 788 | -56 |
| Wahlberechtigte mit Sperrvermerk | 148 | 115 | +33 |
| Wahlberechtigte § 24 Abs. 2 EuWO | 0 | 0 | 0 |
| Wähler insgesamt | 483 | 402 | +81 |
| Wähler mit Wahlschein | 1 | 0 | +1 |
| Ungültige Stimmen | 3 | 5 | -2 |
| Gültige Stimmen | 480 | 397 | +83 |

| | | | | | | | | |
|-------------------|------------|------------|--------------|------------|--------------|------------|--------------|-----------------|
| In Prozent | 26,46% | 22,08% | 28,13% | 7,08% | 2,50% | 7,08% | 1,46% | 5,21% |
| Stimmen | 127 | 106 | 135 | 34 | 12 | 34 | 7 | 25 |
| Partei | CDU | SPD | GRÜNE | AfD | LINKE | FDP | Tiers | Sonstige |

| | | | | | | | | |
|---------------------------|------------|------------|--------------|------------|--------------|------------|--------------|-----------------|
| Gewinn In Prozent | | | +15,03% | +0,53% | | +2,04% | +0,45% | |
| Verlust In Prozent | -6,54% | -9,15% | | | -1,28% | | | -1,09% |
| Partei | CDU | SPD | GRÜNE | AfD | LINKE | FDP | Tiers | Sonstige |

| Partei | EW 2019 Stimmen | EW 2019 Prozent | EW 2014 Stimmen | EW 2014 Prozent | Differenz Stimmen | Differenz In Prozent |
|---------------------|--------------------|--------------------|--------------------|--------------------|----------------------|-------------------------|
| CDU | 127 | 26,46% | 131 | 33,00% | -4 | -6,54% |
| SPD | 106 | 22,08% | 124 | 31,23% | -18 | -9,15% |
| GRÜNE | 135 | 28,13% | 52 | 13,10% | +83 | +15,03% |
| AfD | 34 | 7,08% | 26 | 6,55% | +8 | +0,53% |
| DIE LINKE | 12 | 2,50% | 15 | 3,78% | -3 | -1,28% |
| FDP | 34 | 7,08% | 20 | 5,04% | +14 | +2,04% |
| PIRATEN | 2 | 0,42% | 6 | 1,51% | -4 | -1,09% |
| Tierschutzpartei | 7 | 1,46% | 4 | 1,01% | +3 | +0,45% |
| NPD | 0 | 0,00% | 4 | 1,01% | -4 | -1,01% |
| Die PARTEI | 4 | 0,83% | 4 | 1,01% | 0 | -0,18% |
| FAMILIE | 2 | 0,42% | 4 | 1,01% | -2 | -0,59% |
| FREIE WÄHLER | 5 | 1,04% | 2 | 0,50% | +3 | +0,54% |
| Volksabstimmung | 0 | 0,00% | 1 | 0,25% | -1 | -0,25% |
| ÖDP | 1 | 0,21% | 1 | 0,25% | 0 | -0,04% |
| DKP | 1 | 0,21% | 0 | 0,00% | +1 | +0,21% |
| MLPD | 0 | 0,00% | 1 | 0,25% | -1 | -0,25% |
| BP | 0 | 0,00% | 0 | 0,00% | 0 | 0,00% |
| SGP | 0 | 0,00% | 0 | 0,00% | 0 | 0,00% |
| TIERSCHUTZ hier! | 2 | 0,42% | -/- | -/- | +2 | +0,42% |
| Tierschutzallianz | 0 | 0,00% | -/- | -/- | 0 | 0,00% |
| Bündnis C | 0 | 0,00% | -/- | -/- | 0 | 0,00% |
| BIG | 2 | 0,42% | -/- | -/- | +2 | +0,42% |
| BGE | 0 | 0,00% | -/- | -/- | 0 | 0,00% |
| DIE DIREKTE! | 0 | 0,00% | -/- | -/- | 0 | 0,00% |
| DiEM25 | 0 | 0,00% | -/- | -/- | 0 | 0,00% |
| III. Weg | 0 | 0,00% | -/- | -/- | 0 | 0,00% |
| Die Grauen | 0 | 0,00% | -/- | -/- | 0 | 0,00% |
| DIE RECHTE | 1 | 0,21% | -/- | -/- | +1 | +0,21% |
| DIE VIOLETTEN | 0 | 0,00% | -/- | -/- | 0 | 0,00% |
| LIEBE | 0 | 0,00% | -/- | -/- | 0 | 0,00% |
| DIE FRAUEN | 0 | 0,00% | -/- | -/- | 0 | 0,00% |
| Graue Panther | 1 | 0,21% | -/- | -/- | +1 | +0,21% |
| LKR | 0 | 0,00% | -/- | -/- | 0 | 0,00% |
| MENSCHLICHE WELT | 0 | 0,00% | -/- | -/- | 0 | 0,00% |
| NL | 0 | 0,00% | -/- | -/- | 0 | 0,00% |

| Partei | EW 2019 Stimmen | EW 2019 Prozent | EW 2014 Stimmen | EW 2014 Prozent | Differenz Stimmen | Differenz In Prozent |
|---------------------------------|--------------------|--------------------|--------------------|--------------------|----------------------|-------------------------|
| ÖkoLinX | 0 | 0,00% | -/- | -/- | 0 | 0,00% |
| Die Humanisten | 2 | 0,42% | -/- | -/- | +2 | +0,42% |
| PARTEI FÜR DIE TIERE | 0 | 0,00% | -/- | -/- | 0 | 0,00% |
| Gesundheitsforschung | 0 | 0,00% | -/- | -/- | 0 | 0,00% |
| Volt | 2 | 0,42% | -/- | -/- | +2 | +0,42% |
| AUF | -/- | -/- | 0 | 0,00% | 0 | 0,00% |
| BüSo | -/- | -/- | 0 | 0,00% | 0 | 0,00% |
| CM | -/- | -/- | 0 | 0,00% | 0 | 0,00% |
| REP | -/- | -/- | 0 | 0,00% | 0 | 0,00% |
| PBC | -/- | -/- | 0 | 0,00% | 0 | 0,00% |
| PRO NRW | -/- | -/- | 2 | 0,50% | -2 | -0,50% |

36.3 Maria-Sibylla-Merian-Gymnasium

| | EW 2019 | EW 2014 | Differenz |
|-----------------------------------|---------------|---------------|----------------|
| Wahlbeteiligung | 56,79% | 43,38% | +13,41% |
| Wahlberechtigte insgesamt | 997 | 1.027 | -30 |
| Wahlberechtigte ohne Sperrvermerk | 817 | 869 | -52 |
| Wahlberechtigte mit Sperrvermerk | 180 | 158 | +22 |
| Wahlberechtigte § 24 Abs. 2 EuWO | 0 | 0 | 0 |
| Wähler insgesamt | 464 | 377 | +87 |
| Wähler mit Wahlschein | 0 | 0 | 0 |
| Ungültige Stimmen | 5 | 8 | -3 |
| Gültige Stimmen | 459 | 369 | +90 |

| In Prozent | 29,41% | 19,39% | 22,22% | 6,97% | 4,79% | 4,79% | 3,92% | 8,50% |
|------------|--------|--------|--------|-------|-------|-------|--------|----------|
| Stimmen | 135 | 89 | 102 | 32 | 22 | 22 | 18 | 39 |
| Partei | CDU | SPD | GRÜNE | AfD | LINKE | FDP | PARTEI | Sonstige |

| Gewinn In Prozent | | | +12,19% | +2,36% | | +2,08% | +3,11% | +3,08% |
|--------------------|---------|---------|---------|--------|--------|--------|--------|----------|
| Verlust In Prozent | -10,43% | -12,05% | | | -0,36% | | | |
| Partei | CDU | SPD | GRÜNE | AfD | LINKE | FDP | PARTEI | Sonstige |

| Partei | EW 2019 Stimmen | EW 2019 Prozent | EW 2014 Stimmen | EW 2014 Prozent | Differenz Stimmen | Differenz In Prozent |
|---------------------|--------------------|--------------------|--------------------|--------------------|----------------------|-------------------------|
| CDU | 135 | 29,41% | 147 | 39,84% | -12 | -10,43% |
| SPD | 89 | 19,39% | 116 | 31,44% | -27 | -12,05% |
| GRÜNE | 102 | 22,22% | 37 | 10,03% | +65 | +12,19% |
| AfD | 32 | 6,97% | 17 | 4,61% | +15 | +2,36% |
| DIE LINKE | 22 | 4,79% | 19 | 5,15% | +3 | -0,36% |
| FDP | 22 | 4,79% | 10 | 2,71% | +12 | +2,08% |
| PIRATEN | 1 | 0,22% | 7 | 1,90% | -6 | -1,68% |
| Tierschutzpartei | 9 | 1,96% | 3 | 0,81% | +6 | +1,15% |
| NPD | 3 | 0,65% | 2 | 0,54% | +1 | +0,11% |
| Die PARTEI | 18 | 3,92% | 3 | 0,81% | +15 | +3,11% |
| FAMILIE | 2 | 0,44% | 1 | 0,27% | +1 | +0,17% |
| FREIE WÄHLER | 4 | 0,87% | 2 | 0,54% | +2 | +0,33% |
| Volksabstimmung | 0 | 0,00% | 0 | 0,00% | 0 | 0,00% |
| ÖDP | 2 | 0,44% | 1 | 0,27% | +1 | +0,17% |
| DKP | 0 | 0,00% | 0 | 0,00% | 0 | 0,00% |
| MLPD | 0 | 0,00% | 1 | 0,27% | -1 | -0,27% |
| BP | 0 | 0,00% | 1 | 0,27% | -1 | -0,27% |
| SGP | 0 | 0,00% | 0 | 0,00% | 0 | 0,00% |
| TIERSCHUTZ hier! | 2 | 0,44% | -/- | -/- | +2 | +0,44% |
| Tierschutzallianz | 2 | 0,44% | -/- | -/- | +2 | +0,44% |
| Bündnis C | 0 | 0,00% | -/- | -/- | 0 | 0,00% |
| BIG | 0 | 0,00% | -/- | -/- | 0 | 0,00% |
| BGE | 0 | 0,00% | -/- | -/- | 0 | 0,00% |
| DIE DIREKTE! | 1 | 0,22% | -/- | -/- | +1 | +0,22% |
| DiEM25 | 2 | 0,44% | -/- | -/- | +2 | +0,44% |
| III. Weg | 0 | 0,00% | -/- | -/- | 0 | 0,00% |
| Die Grauen | 3 | 0,65% | -/- | -/- | +3 | +0,65% |
| DIE RECHTE | 0 | 0,00% | -/- | -/- | 0 | 0,00% |
| DIE VIOLETTEN | 0 | 0,00% | -/- | -/- | 0 | 0,00% |
| LIEBE | 0 | 0,00% | -/- | -/- | 0 | 0,00% |
| DIE FRAUEN | 0 | 0,00% | -/- | -/- | 0 | 0,00% |
| Graue Panther | 2 | 0,44% | -/- | -/- | +2 | +0,44% |
| LKR | 0 | 0,00% | -/- | -/- | 0 | 0,00% |
| MENSCHLICHE WELT | 0 | 0,00% | -/- | -/- | 0 | 0,00% |
| NL | 0 | 0,00% | -/- | -/- | 0 | 0,00% |

| Partei | EW 2019 Stimmen | EW 2019 Prozent | EW 2014 Stimmen | EW 2014 Prozent | Differenz Stimmen | Differenz In Prozent |
|---------------------------------|--------------------|--------------------|--------------------|--------------------|----------------------|-------------------------|
| ÖkoLinX | 1 | 0,22% | -/- | -/- | +1 | +0,22% |
| Die Humanisten | 2 | 0,44% | -/- | -/- | +2 | +0,44% |
| PARTEI FÜR DIE TIERE | 0 | 0,00% | -/- | -/- | 0 | 0,00% |
| Gesundheitsforschung | 0 | 0,00% | -/- | -/- | 0 | 0,00% |
| Volt | 3 | 0,65% | -/- | -/- | +3 | +0,65% |
| AUF | -/- | -/- | 0 | 0,00% | 0 | 0,00% |
| BüSo | -/- | -/- | 0 | 0,00% | 0 | 0,00% |
| CM | -/- | -/- | 0 | 0,00% | 0 | 0,00% |
| REP | -/- | -/- | 1 | 0,27% | -1 | -0,27% |
| PBC | -/- | -/- | 0 | 0,00% | 0 | 0,00% |
| PRO NRW | -/- | -/- | 1 | 0,27% | -1 | -0,27% |

36.4 Grundschule Königshof

| | EW 2019 | EW 2014 | Differenz |
|-----------------------------------|---------------|---------------|----------------|
| Wahlbeteiligung | 56,06% | 43,02% | +13,04% |
| Wahlberechtigte insgesamt | 844 | 891 | -47 |
| Wahlberechtigte ohne Sperrvermerk | 751 | 809 | -58 |
| Wahlberechtigte mit Sperrvermerk | 93 | 82 | +11 |
| Wahlberechtigte § 24 Abs. 2 EuWO | 0 | 0 | 0 |
| Wähler insgesamt | 421 | 348 | +73 |
| Wähler mit Wahlschein | 0 | 0 | 0 |
| Ungültige Stimmen | 2 | 1 | +1 |
| Gültige Stimmen | 419 | 347 | +72 |

| | | | | | | | | |
|-------------------|------------|------------|--------------|------------|--------------|------------|---------------|-----------------|
| In Prozent | 19,33% | 21,96% | 29,36% | 9,07% | 5,25% | 4,53% | 2,86% | 7,64% |
| Stimmen | 81 | 92 | 123 | 38 | 22 | 19 | 12 | 32 |
| Partei | CDU | SPD | GRÜNE | AfD | LINKE | FDP | PARTEI | Sonstige |

| | | | | | | | | |
|---------------------------|------------|------------|--------------|------------|--------------|------------|---------------|-----------------|
| Gewinn In Prozent | | | +20,71% | +5,32% | +2,08% | +1,36% | +2,00% | |
| Verlust In Prozent | -10,64% | -20,40% | | | | | | -0,43% |
| Partei | CDU | SPD | GRÜNE | AfD | LINKE | FDP | PARTEI | Sonstige |

| Partei | EW 2019 Stimmen | EW 2019 Prozent | EW 2014 Stimmen | EW 2014 Prozent | Differenz Stimmen | Differenz In Prozent |
|---------------------|--------------------|--------------------|--------------------|--------------------|----------------------|-------------------------|
| CDU | 81 | 19,33% | 104 | 29,97% | -23 | -10,64% |
| SPD | 92 | 21,96% | 147 | 42,36% | -55 | -20,40% |
| GRÜNE | 123 | 29,36% | 30 | 8,65% | +93 | +20,71% |
| AfD | 38 | 9,07% | 13 | 3,75% | +25 | +5,32% |
| DIE LINKE | 22 | 5,25% | 11 | 3,17% | +11 | +2,08% |
| FDP | 19 | 4,53% | 11 | 3,17% | +8 | +1,36% |
| PIRATEN | 6 | 1,43% | 9 | 2,59% | -3 | -1,16% |
| Tierschutzpartei | 5 | 1,19% | 4 | 1,15% | +1 | +0,04% |
| NPD | 0 | 0,00% | 5 | 1,44% | -5 | -1,44% |
| Die PARTEI | 12 | 2,86% | 3 | 0,86% | +9 | +2,00% |
| FAMILIE | 4 | 0,95% | 3 | 0,86% | +1 | +0,09% |
| FREIE WÄHLER | 2 | 0,48% | 1 | 0,29% | +1 | +0,19% |
| Volksabstimmung | 0 | 0,00% | 1 | 0,29% | -1 | -0,29% |
| ÖDP | 2 | 0,48% | 1 | 0,29% | +1 | +0,19% |
| DKP | 1 | 0,24% | 0 | 0,00% | +1 | +0,24% |
| MLPD | 0 | 0,00% | 0 | 0,00% | 0 | 0,00% |
| BP | 0 | 0,00% | 0 | 0,00% | 0 | 0,00% |
| SGP | 0 | 0,00% | 0 | 0,00% | 0 | 0,00% |
| TIERSCHUTZ hier! | 0 | 0,00% | -/- | -/- | 0 | 0,00% |
| Tierschutzallianz | 1 | 0,24% | -/- | -/- | +1 | +0,24% |
| Bündnis C | 2 | 0,48% | -/- | -/- | +2 | +0,48% |
| BIG | 1 | 0,24% | -/- | -/- | +1 | +0,24% |
| BGE | 0 | 0,00% | -/- | -/- | 0 | 0,00% |
| DIE DIREKTE! | 0 | 0,00% | -/- | -/- | 0 | 0,00% |
| DiEM25 | 1 | 0,24% | -/- | -/- | +1 | +0,24% |
| III. Weg | 0 | 0,00% | -/- | -/- | 0 | 0,00% |
| Die Grauen | 0 | 0,00% | -/- | -/- | 0 | 0,00% |
| DIE RECHTE | 0 | 0,00% | -/- | -/- | 0 | 0,00% |
| DIE VIOLETTEN | 0 | 0,00% | -/- | -/- | 0 | 0,00% |
| LIEBE | 0 | 0,00% | -/- | -/- | 0 | 0,00% |
| DIE FRAUEN | 0 | 0,00% | -/- | -/- | 0 | 0,00% |
| Graue Panther | 1 | 0,24% | -/- | -/- | +1 | +0,24% |
| LKR | 0 | 0,00% | -/- | -/- | 0 | 0,00% |
| MENSCHLICHE WELT | 0 | 0,00% | -/- | -/- | 0 | 0,00% |
| NL | 0 | 0,00% | -/- | -/- | 0 | 0,00% |

| Partei | EW 2019 Stimmen | EW 2019 Prozent | EW 2014 Stimmen | EW 2014 Prozent | Differenz Stimmen | Differenz In Prozent |
|---------------------------------|--------------------|--------------------|--------------------|--------------------|----------------------|-------------------------|
| ÖkoLinX | 0 | 0,00% | -/- | -/- | 0 | 0,00% |
| Die Humanisten | 0 | 0,00% | -/- | -/- | 0 | 0,00% |
| PARTEI FÜR DIE TIERE | 2 | 0,48% | -/- | -/- | +2 | +0,48% |
| Gesundheitsforschung | 0 | 0,00% | -/- | -/- | 0 | 0,00% |
| Volt | 4 | 0,95% | -/- | -/- | +4 | +0,95% |
| AUF | -/- | -/- | 1 | 0,29% | -1 | -0,29% |
| BüSo | -/- | -/- | 0 | 0,00% | 0 | 0,00% |
| CM | -/- | -/- | 0 | 0,00% | 0 | 0,00% |
| REP | -/- | -/- | 1 | 0,29% | -1 | -0,29% |
| PBC | -/- | -/- | 2 | 0,58% | -2 | -0,58% |
| PRO NRW | -/- | -/- | 0 | 0,00% | 0 | 0,00% |

36.5 Geschwister-Scholl-Schule

| | EW 2019 | EW 2014 | Differenz |
|-----------------------------------|---------------|---------------|---------------|
| Wahlbeteiligung | 57,45% | 48,04% | +9,41% |
| Wahlberechtigte insgesamt | 1.105 | 1.115 | -10 |
| Wahlberechtigte ohne Sperrvermerk | 886 | 943 | -57 |
| Wahlberechtigte mit Sperrvermerk | 219 | 172 | +47 |
| Wahlberechtigte § 24 Abs. 2 EuWO | 0 | 0 | 0 |
| Wähler insgesamt | 509 | 453 | +56 |
| Wähler mit Wahlschein | 0 | 2 | -2 |
| Ungültige Stimmen | 6 | 6 | 0 |
| Gültige Stimmen | 503 | 447 | +56 |

| | | | | | | | | |
|-------------------|------------|------------|--------------|------------|--------------|------------|---------------|-----------------|
| In Prozent | 23,86% | 21,47% | 25,84% | 7,16% | 3,38% | 6,96% | 3,38% | 7,95% |
| Stimmen | 120 | 108 | 130 | 36 | 17 | 35 | 17 | 40 |
| Partei | CDU | SPD | GRÜNE | AfD | LINKE | FDP | PARTEI | Sonstige |

| | | | | | | | | |
|---------------------------|------------|------------|--------------|------------|--------------|------------|---------------|-----------------|
| Gewinn In Prozent | | | +17,12% | +0,22% | -0,42% | +2,26% | +2,93% | +1,91% |
| Verlust In Prozent | -10,37% | -13,65% | | | | | | |
| Partei | CDU | SPD | GRÜNE | AfD | LINKE | FDP | PARTEI | Sonstige |

| Partei | EW 2019 Stimmen | EW 2019 Prozent | EW 2014 Stimmen | EW 2014 Prozent | Differenz Stimmen | Differenz In Prozent |
|---------------------|--------------------|--------------------|--------------------|--------------------|----------------------|-------------------------|
| CDU | 120 | 23,86% | 153 | 34,23% | -33 | -10,37% |
| SPD | 108 | 21,47% | 157 | 35,12% | -49 | -13,65% |
| GRÜNE | 130 | 25,84% | 39 | 8,72% | +91 | +17,12% |
| AfD | 36 | 7,16% | 31 | 6,94% | +5 | +0,22% |
| DIE LINKE | 17 | 3,38% | 17 | 3,80% | 0 | -0,42% |
| FDP | 35 | 6,96% | 21 | 4,70% | +14 | +2,26% |
| PIRATEN | 1 | 0,20% | 13 | 2,91% | -12 | -2,71% |
| Tierschutzpartei | 10 | 1,99% | 5 | 1,12% | +5 | +0,87% |
| NPD | 0 | 0,00% | 0 | 0,00% | 0 | 0,00% |
| Die PARTEI | 17 | 3,38% | 2 | 0,45% | +15 | +2,93% |
| FAMILIE | 2 | 0,40% | 3 | 0,67% | -1 | -0,27% |
| FREIE WÄHLER | 5 | 0,99% | 0 | 0,00% | +5 | +0,99% |
| Volksabstimmung | 0 | 0,00% | 0 | 0,00% | 0 | 0,00% |
| ÖDP | 2 | 0,40% | 0 | 0,00% | +2 | +0,40% |
| DKP | 1 | 0,20% | 0 | 0,00% | +1 | +0,20% |
| MLPD | 0 | 0,00% | 0 | 0,00% | 0 | 0,00% |
| BP | 0 | 0,00% | 0 | 0,00% | 0 | 0,00% |
| SGP | 0 | 0,00% | 0 | 0,00% | 0 | 0,00% |
| TIERSCHUTZ hier! | 1 | 0,20% | -/- | -/- | +1 | +0,20% |
| Tierschutzallianz | 1 | 0,20% | -/- | -/- | +1 | +0,20% |
| Bündnis C | 0 | 0,00% | -/- | -/- | 0 | 0,00% |
| BIG | 0 | 0,00% | -/- | -/- | 0 | 0,00% |
| BGE | 0 | 0,00% | -/- | -/- | 0 | 0,00% |
| DIE DIREKTE! | 1 | 0,20% | -/- | -/- | +1 | +0,20% |
| DiEM25 | 3 | 0,60% | -/- | -/- | +3 | +0,60% |
| III. Weg | 0 | 0,00% | -/- | -/- | 0 | 0,00% |
| Die Grauen | 0 | 0,00% | -/- | -/- | 0 | 0,00% |
| DIE RECHTE | 0 | 0,00% | -/- | -/- | 0 | 0,00% |
| DIE VIOLETTEN | 1 | 0,20% | -/- | -/- | +1 | +0,20% |
| LIEBE | 0 | 0,00% | -/- | -/- | 0 | 0,00% |
| DIE FRAUEN | 1 | 0,20% | -/- | -/- | +1 | +0,20% |
| Graue Panther | 2 | 0,40% | -/- | -/- | +2 | +0,40% |
| LKR | 0 | 0,00% | -/- | -/- | 0 | 0,00% |
| MENSCHLICHE WELT | 0 | 0,00% | -/- | -/- | 0 | 0,00% |
| NL | 0 | 0,00% | -/- | -/- | 0 | 0,00% |

| Partei | EW 2019 Stimmen | EW 2019 Prozent | EW 2014 Stimmen | EW 2014 Prozent | Differenz Stimmen | Differenz In Prozent |
|---------------------------------|--------------------|--------------------|--------------------|--------------------|----------------------|-------------------------|
| ÖkoLinX | 0 | 0,00% | -/- | -/- | 0 | 0,00% |
| Die Humanisten | 1 | 0,20% | -/- | -/- | +1 | +0,20% |
| PARTEI FÜR DIE TIERE | 2 | 0,40% | -/- | -/- | +2 | +0,40% |
| Gesundheitsforschung | 1 | 0,20% | -/- | -/- | +1 | +0,20% |
| Volt | 5 | 0,99% | -/- | -/- | +5 | +0,99% |
| AUF | -/- | -/- | 4 | 0,89% | -4 | -0,89% |
| BüSo | -/- | -/- | 0 | 0,00% | 0 | 0,00% |
| CM | -/- | -/- | 0 | 0,00% | 0 | 0,00% |
| REP | -/- | -/- | 0 | 0,00% | 0 | 0,00% |
| PBC | -/- | -/- | 0 | 0,00% | 0 | 0,00% |
| PRO NRW | -/- | -/- | 2 | 0,45% | -2 | -0,45% |

36.9 Briefwahlbezirk 36

| | EW 2019 | EW 2014 | Differenz |
|-----------------------|---------|---------|-----------|
| Wähler mit Wahrschein | 761 | 603 | +158 |
| Ungültige Stimmen | 1 | 13 | -12 |
| Gültige Stimmen | 760 | 590 | +170 |

| | | | | | | | | |
|-------------------|------------|------------|--------------|------------|--------------|------------|--------------|-----------------|
| In Prozent | 35,39% | 19,21% | 17,76% | 7,37% | 2,24% | 7,11% | 2,50% | 8,42% |
| Stimmen | 269 | 146 | 135 | 56 | 17 | 54 | 19 | 64 |
| Partei | CDU | SPD | GRÜNE | AfD | LINKE | FDP | Tiers | Sonstige |

| | | | | | | | | |
|---------------------------|------------|------------|--------------|------------|--------------|------------|--------------|-----------------|
| Gewinn In Prozent | | | +7,08% | +2,12% | | +1,35% | +2,16% | +3,50% |
| Verlust In Prozent | -2,07% | -12,48% | | | -1,66% | | | |
| Partei | CDU | SPD | GRÜNE | AfD | LINKE | FDP | Tiers | Sonstige |

| Partei | EW 2019 Stimmen | EW 2019 Prozent | EW 2014 Stimmen | EW 2014 Prozent | Differenz Stimmen | Differenz In Prozent |
|--------------------------|--------------------|--------------------|--------------------|--------------------|----------------------|-------------------------|
| CDU | 269 | 35,39% | 221 | 37,46% | +48 | -2,07% |
| SPD | 146 | 19,21% | 187 | 31,69% | -41 | -12,48% |
| GRÜNE | 135 | 17,76% | 63 | 10,68% | +72 | +7,08% |
| AfD | 56 | 7,37% | 31 | 5,25% | +25 | +2,12% |
| DIE LINKE | 17 | 2,24% | 23 | 3,90% | -6 | -1,66% |
| FDP | 54 | 7,11% | 34 | 5,76% | +20 | +1,35% |
| PIRATEN | 4 | 0,53% | 10 | 1,69% | -6 | -1,16% |
| Tierschutzpartei | 19 | 2,50% | 2 | 0,34% | +17 | +2,16% |
| NPD | 1 | 0,13% | 1 | 0,17% | 0 | -0,04% |
| Die PARTEI | 18 | 2,37% | 5 | 0,85% | +13 | +1,52% |
| FAMILIE | 2 | 0,26% | 0 | 0,00% | +2 | +0,26% |
| FREIE WÄHLER | 4 | 0,53% | 1 | 0,17% | +3 | +0,36% |
| Volksabstimmung | 1 | 0,13% | 3 | 0,51% | -2 | -0,38% |
| ÖDP | 8 | 1,05% | 3 | 0,51% | +5 | +0,54% |
| DKP | 0 | 0,00% | 0 | 0,00% | 0 | 0,00% |
| MLPD | 0 | 0,00% | 0 | 0,00% | 0 | 0,00% |
| BP | 0 | 0,00% | 0 | 0,00% | 0 | 0,00% |
| SGP | 0 | 0,00% | 0 | 0,00% | 0 | 0,00% |
| TIERSCHUTZ hier! | 2 | 0,26% | -/- | -/- | +2 | +0,26% |
| Tierschutzallianz | 0 | 0,00% | -/- | -/- | 0 | 0,00% |
| Bündnis C | 1 | 0,13% | -/- | -/- | +1 | +0,13% |
| BIG | 3 | 0,39% | -/- | -/- | +3 | +0,39% |
| BGE | 2 | 0,26% | -/- | -/- | +2 | +0,26% |
| DIE DIREKTE! | 0 | 0,00% | -/- | -/- | 0 | 0,00% |
| DiEM25 | 2 | 0,26% | -/- | -/- | +2 | +0,26% |
| III. Weg | 0 | 0,00% | -/- | -/- | 0 | 0,00% |
| Die Grauen | 0 | 0,00% | -/- | -/- | 0 | 0,00% |
| DIE RECHTE | 0 | 0,00% | -/- | -/- | 0 | 0,00% |
| DIE VIOLETTEN | 0 | 0,00% | -/- | -/- | 0 | 0,00% |
| LIEBE | 1 | 0,13% | -/- | -/- | +1 | +0,13% |
| DIE FRAUEN | 2 | 0,26% | -/- | -/- | +2 | +0,26% |
| Graue Panther | 1 | 0,13% | -/- | -/- | +1 | +0,13% |
| LKR | 3 | 0,39% | -/- | -/- | +3 | +0,39% |
| MENSCHLICHE WELT | 0 | 0,00% | -/- | -/- | 0 | 0,00% |
| NL | 1 | 0,13% | -/- | -/- | +1 | +0,13% |

| Partei | EW 2019 Stimmen | EW 2019 Prozent | EW 2014 Stimmen | EW 2014 Prozent | Differenz Stimmen | Differenz In Prozent |
|---------------------------------|--------------------|--------------------|--------------------|--------------------|----------------------|-------------------------|
| ÖkoLinX | 1 | 0,13% | -/- | -/- | +1 | +0,13% |
| Die Humanisten | 1 | 0,13% | -/- | -/- | +1 | +0,13% |
| PARTEI FÜR DIE TIERE | 2 | 0,26% | -/- | -/- | +2 | +0,26% |
| Gesundheitsforschung | 1 | 0,13% | -/- | -/- | +1 | +0,13% |
| Volt | 3 | 0,39% | -/- | -/- | +3 | +0,39% |
| AUF | -/- | -/- | 1 | 0,17% | -1 | -0,17% |
| BüSo | -/- | -/- | 0 | 0,00% | 0 | 0,00% |
| CM | -/- | -/- | 1 | 0,17% | -1 | -0,17% |
| REP | -/- | -/- | 0 | 0,00% | 0 | 0,00% |
| PBC | -/- | -/- | 3 | 0,51% | -3 | -0,51% |
| PRO NRW | -/- | -/- | 1 | 0,17% | -1 | -0,17% |

37.1 Gymnasium Fabritianum

| | EW 2019 | EW 2014 | Differenz |
|-----------------------------------|---------------|---------------|---------------|
| Wahlbeteiligung | 43,96% | 35,60% | +8,36% |
| Wahlberechtigte insgesamt | 1.336 | 1.388 | -52 |
| Wahlberechtigte ohne Sperrvermerk | 1.126 | 1.205 | -79 |
| Wahlberechtigte mit Sperrvermerk | 210 | 183 | +27 |
| Wahlberechtigte § 24 Abs. 2 EuWO | 0 | 0 | 0 |
| Wähler insgesamt | 495 | 429 | +66 |
| Wähler mit Wahlschein | 1 | 0 | +1 |
| Ungültige Stimmen | 6 | 5 | +1 |
| Gültige Stimmen | 489 | 424 | +65 |

| In Prozent | 22,09% | 14,52% | 30,06% | 10,84% | 5,52% | 4,70% | 3,07% | 9,20% |
|------------|--------|--------|--------|--------|-------|-------|--------|----------|
| Stimmen | 108 | 71 | 147 | 53 | 27 | 23 | 15 | 45 |
| Partei | CDU | SPD | GRÜNE | AfD | LINKE | FDP | PARTEI | Sonstige |

| Gewinn In Prozent | | | +22,98% | +3,29% | | +0,45% | +1,42% | +2,12% |
|--------------------|--------|---------|---------|--------|--------|--------|--------|----------|
| Verlust In Prozent | -5,98% | -23,45% | | | -0,85% | | | |
| Partei | CDU | SPD | GRÜNE | AfD | LINKE | FDP | PARTEI | Sonstige |

| Partei | EW 2019 Stimmen | EW 2019 Prozent | EW 2014 Stimmen | EW 2014 Prozent | Differenz Stimmen | Differenz In Prozent |
|--------------------------|--------------------|--------------------|--------------------|--------------------|----------------------|-------------------------|
| CDU | 108 | 22,09% | 119 | 28,07% | -11 | -5,98% |
| SPD | 71 | 14,52% | 161 | 37,97% | -90 | -23,45% |
| GRÜNE | 147 | 30,06% | 30 | 7,08% | +117 | +22,98% |
| AfD | 53 | 10,84% | 32 | 7,55% | +21 | +3,29% |
| DIE LINKE | 27 | 5,52% | 27 | 6,37% | 0 | -0,85% |
| FDP | 23 | 4,70% | 18 | 4,25% | +5 | +0,45% |
| PIRATEN | 3 | 0,61% | 6 | 1,42% | -3 | -0,81% |
| Tierschutzpartei | 13 | 2,66% | 9 | 2,12% | +4 | +0,54% |
| NPD | 1 | 0,20% | 5 | 1,18% | -4 | -0,98% |
| Die PARTEI | 15 | 3,07% | 7 | 1,65% | +8 | +1,42% |
| FAMILIE | 5 | 1,02% | 1 | 0,24% | +4 | +0,78% |
| FREIE WÄHLER | 3 | 0,61% | 2 | 0,47% | +1 | +0,14% |
| Volksabstimmung | 2 | 0,41% | 2 | 0,47% | 0 | -0,06% |
| ÖDP | 0 | 0,00% | 0 | 0,00% | 0 | 0,00% |
| DKP | 1 | 0,20% | 0 | 0,00% | +1 | +0,20% |
| MLPD | 1 | 0,20% | 0 | 0,00% | +1 | +0,20% |
| BP | 0 | 0,00% | 0 | 0,00% | 0 | 0,00% |
| SGP | 0 | 0,00% | 0 | 0,00% | 0 | 0,00% |
| TIERSCHUTZ hier! | 0 | 0,00% | -/- | -/- | 0 | 0,00% |
| Tierschutzallianz | 0 | 0,00% | -/- | -/- | 0 | 0,00% |
| Bündnis C | 4 | 0,82% | -/- | -/- | +4 | +0,82% |
| BIG | 0 | 0,00% | -/- | -/- | 0 | 0,00% |
| BGE | 1 | 0,20% | -/- | -/- | +1 | +0,20% |
| DIE DIREKTE! | 0 | 0,00% | -/- | -/- | 0 | 0,00% |
| DiEM25 | 2 | 0,41% | -/- | -/- | +2 | +0,41% |
| III. Weg | 0 | 0,00% | -/- | -/- | 0 | 0,00% |
| Die Grauen | 1 | 0,20% | -/- | -/- | +1 | +0,20% |
| DIE RECHTE | 0 | 0,00% | -/- | -/- | 0 | 0,00% |
| DIE VIOLETTEN | 0 | 0,00% | -/- | -/- | 0 | 0,00% |
| LIEBE | 0 | 0,00% | -/- | -/- | 0 | 0,00% |
| DIE FRAUEN | 1 | 0,20% | -/- | -/- | +1 | +0,20% |
| Graue Panther | 0 | 0,00% | -/- | -/- | 0 | 0,00% |
| LKR | 0 | 0,00% | -/- | -/- | 0 | 0,00% |
| MENSCHLICHE WELT | 0 | 0,00% | -/- | -/- | 0 | 0,00% |
| NL | 0 | 0,00% | -/- | -/- | 0 | 0,00% |

| Partei | EW 2019 Stimmen | EW 2019 Prozent | EW 2014 Stimmen | EW 2014 Prozent | Differenz Stimmen | Differenz In Prozent |
|---------------------------------|--------------------|--------------------|--------------------|--------------------|----------------------|-------------------------|
| ÖkoLinX | 1 | 0,20% | -/- | -/- | +1 | +0,20% |
| Die Humanisten | 0 | 0,00% | -/- | -/- | 0 | 0,00% |
| PARTEI FÜR DIE TIERE | 1 | 0,20% | -/- | -/- | +1 | +0,20% |
| Gesundheitsforschung | 3 | 0,61% | -/- | -/- | +3 | +0,61% |
| Volt | 2 | 0,41% | -/- | -/- | +2 | +0,41% |
| AUF | -/- | -/- | 0 | 0,00% | 0 | 0,00% |
| BüSo | -/- | -/- | 0 | 0,00% | 0 | 0,00% |
| CM | -/- | -/- | 1 | 0,24% | -1 | -0,24% |
| REP | -/- | -/- | 1 | 0,24% | -1 | -0,24% |
| PBC | -/- | -/- | 1 | 0,24% | -1 | -0,24% |
| PRO NRW | -/- | -/- | 2 | 0,47% | -2 | -0,47% |

37.2 Gymnasium Fabritianum

| | EW 2019 | EW 2014 | Differenz |
|-----------------------------------|---------------|---------------|---------------|
| Wahlbeteiligung | 51,32% | 44,08% | +7,24% |
| Wahlberechtigte insgesamt | 1.017 | 1.029 | -12 |
| Wahlberechtigte ohne Sperrvermerk | 873 | 878 | -5 |
| Wahlberechtigte mit Sperrvermerk | 144 | 151 | -7 |
| Wahlberechtigte § 24 Abs. 2 EuWO | 0 | 0 | 0 |
| Wähler insgesamt | 448 | 387 | +61 |
| Wähler mit Wahlschein | 2 | 2 | 0 |
| Ungültige Stimmen | 4 | 5 | -1 |
| Gültige Stimmen | 444 | 382 | +62 |

| | | | | | | | | |
|-------------------|------------|------------|--------------|------------|--------------|------------|---------------|-----------------|
| In Prozent | 27,03% | 19,82% | 20,27% | 10,14% | 3,83% | 7,21% | 2,03% | 9,68% |
| Stimmen | 120 | 88 | 90 | 45 | 17 | 32 | 9 | 43 |
| Partei | CDU | SPD | GRÜNE | AfD | LINKE | FDP | PARTEI | Sonstige |

| | | | | | | | | |
|---------------------------|------------|------------|--------------|------------|--------------|------------|---------------|-----------------|
| Gewinn In Prozent | | | +12,15% | +4,38% | +0,17% | +1,19% | +1,51% | +1,83% |
| Verlust In Prozent | -7,26% | -13,95% | | | | | | |
| Partei | CDU | SPD | GRÜNE | AfD | LINKE | FDP | PARTEI | Sonstige |

| Partei | EW 2019 Stimmen | EW 2019 Prozent | EW 2014 Stimmen | EW 2014 Prozent | Differenz Stimmen | Differenz In Prozent |
|---------------------|--------------------|--------------------|--------------------|--------------------|----------------------|-------------------------|
| CDU | 120 | 27,03% | 131 | 34,29% | -11 | -7,26% |
| SPD | 88 | 19,82% | 129 | 33,77% | -41 | -13,95% |
| GRÜNE | 90 | 20,27% | 31 | 8,12% | +59 | +12,15% |
| AfD | 45 | 10,14% | 22 | 5,76% | +23 | +4,38% |
| DIE LINKE | 17 | 3,83% | 14 | 3,66% | +3 | +0,17% |
| FDP | 32 | 7,21% | 23 | 6,02% | +9 | +1,19% |
| PIRATEN | 1 | 0,23% | 8 | 2,09% | -7 | -1,86% |
| Tierschutzpartei | 8 | 1,80% | 11 | 2,88% | -3 | -1,08% |
| NPD | 1 | 0,23% | 1 | 0,26% | 0 | -0,03% |
| Die PARTEI | 9 | 2,03% | 2 | 0,52% | +7 | +1,51% |
| FAMILIE | 3 | 0,68% | 3 | 0,79% | 0 | -0,11% |
| FREIE WÄHLER | 7 | 1,58% | 0 | 0,00% | +7 | +1,58% |
| Volksabstimmung | 0 | 0,00% | 1 | 0,26% | -1 | -0,26% |
| ÖDP | 4 | 0,90% | 2 | 0,52% | +2 | +0,38% |
| DKP | 0 | 0,00% | 0 | 0,00% | 0 | 0,00% |
| MLPD | 2 | 0,45% | 1 | 0,26% | +1 | +0,19% |
| BP | 0 | 0,00% | 0 | 0,00% | 0 | 0,00% |
| SGP | 0 | 0,00% | 0 | 0,00% | 0 | 0,00% |
| TIERSCHUTZ hier! | 2 | 0,45% | -/- | -/- | +2 | +0,45% |
| Tierschutzallianz | 0 | 0,00% | -/- | -/- | 0 | 0,00% |
| Bündnis C | 1 | 0,23% | -/- | -/- | +1 | +0,23% |
| BIG | 0 | 0,00% | -/- | -/- | 0 | 0,00% |
| BGE | 0 | 0,00% | -/- | -/- | 0 | 0,00% |
| DIE DIREKTE! | 0 | 0,00% | -/- | -/- | 0 | 0,00% |
| DiEM25 | 0 | 0,00% | -/- | -/- | 0 | 0,00% |
| III. Weg | 0 | 0,00% | -/- | -/- | 0 | 0,00% |
| Die Grauen | 3 | 0,68% | -/- | -/- | +3 | +0,68% |
| DIE RECHTE | 0 | 0,00% | -/- | -/- | 0 | 0,00% |
| DIE VIOLETTEN | 2 | 0,45% | -/- | -/- | +2 | +0,45% |
| LIEBE | 0 | 0,00% | -/- | -/- | 0 | 0,00% |
| DIE FRAUEN | 1 | 0,23% | -/- | -/- | +1 | +0,23% |
| Graue Panther | 1 | 0,23% | -/- | -/- | +1 | +0,23% |
| LKR | 0 | 0,00% | -/- | -/- | 0 | 0,00% |
| MENSCHLICHE WELT | 0 | 0,00% | -/- | -/- | 0 | 0,00% |
| NL | 1 | 0,23% | -/- | -/- | +1 | +0,23% |

| Partei | EW 2019 Stimmen | EW 2019 Prozent | EW 2014 Stimmen | EW 2014 Prozent | Differenz Stimmen | Differenz In Prozent |
|---------------------------------|--------------------|--------------------|--------------------|--------------------|----------------------|-------------------------|
| ÖkoLinX | 0 | 0,00% | -/- | -/- | 0 | 0,00% |
| Die Humanisten | 1 | 0,23% | -/- | -/- | +1 | +0,23% |
| PARTEI FÜR DIE TIERE | 2 | 0,45% | -/- | -/- | +2 | +0,45% |
| Gesundheitsforschung | 1 | 0,23% | -/- | -/- | +1 | +0,23% |
| Volt | 2 | 0,45% | -/- | -/- | +2 | +0,45% |
| AUF | -/- | -/- | 2 | 0,52% | -2 | -0,52% |
| BüSo | -/- | -/- | 0 | 0,00% | 0 | 0,00% |
| CM | -/- | -/- | 0 | 0,00% | 0 | 0,00% |
| REP | -/- | -/- | 1 | 0,26% | -1 | -0,26% |
| PBC | -/- | -/- | 0 | 0,00% | 0 | 0,00% |
| PRO NRW | -/- | -/- | 0 | 0,00% | 0 | 0,00% |

37.4 Pfarrheim St. Andreas

| | EW 2019 | EW 2014 | Differenz |
|-----------------------------------|---------------|---------------|---------------|
| Wahlbeteiligung | 62,62% | 55,01% | +7,61% |
| Wahlberechtigte insgesamt | 739 | 800 | -61 |
| Wahlberechtigte ohne Sperrvermerk | 618 | 709 | -91 |
| Wahlberechtigte mit Sperrvermerk | 121 | 91 | +30 |
| Wahlberechtigte § 24 Abs. 2 EuWO | 0 | 0 | 0 |
| Wähler insgesamt | 387 | 390 | -3 |
| Wähler mit Wahlschein | 0 | 3 | -3 |
| Ungültige Stimmen | 2 | 6 | -4 |
| Gültige Stimmen | 385 | 384 | +1 |

| In Prozent | 32,73% | 18,18% | 19,48% | 10,91% | 3,64% | 6,75% | 1,56% | 6,75% |
|------------|--------|--------|--------|--------|-------|-------|-------|----------|
| Stimmen | 126 | 70 | 75 | 42 | 14 | 26 | 6 | 26 |
| Partei | CDU | SPD | GRÜNE | AfD | LINKE | FDP | Tiers | Sonstige |

| | | | | | | | | |
|--------------------|---------|--------|---------|--------|--------|--------|--------|----------|
| Gewinn In Prozent | | | +11,41% | +4,40% | | +2,32% | +/- 0% | +3,89% |
| Verlust In Prozent | -12,58% | -9,42% | | | -0,01% | | | |
| Partei | CDU | SPD | GRÜNE | AfD | LINKE | FDP | Tiers | Sonstige |

| Partei | EW 2019 Stimmen | EW 2019 Prozent | EW 2014 Stimmen | EW 2014 Prozent | Differenz Stimmen | Differenz In Prozent |
|--------------------------|--------------------|--------------------|--------------------|--------------------|----------------------|-------------------------|
| CDU | 126 | 32,73% | 174 | 45,31% | -48 | -12,58% |
| SPD | 70 | 18,18% | 106 | 27,60% | -36 | -9,42% |
| GRÜNE | 75 | 19,48% | 31 | 8,07% | +44 | +11,41% |
| AfD | 42 | 10,91% | 25 | 6,51% | +17 | +4,40% |
| DIE LINKE | 14 | 3,64% | 14 | 3,65% | 0 | -0,01% |
| FDP | 26 | 6,75% | 17 | 4,43% | +9 | +2,32% |
| PIRATEN | 3 | 0,78% | 2 | 0,52% | +1 | +0,26% |
| Tierschutzpartei | 6 | 1,56% | 6 | 1,56% | 0 | 0,00% |
| NPD | 0 | 0,00% | 5 | 1,30% | -5 | -1,30% |
| Die PARTEI | 6 | 1,56% | 0 | 0,00% | +6 | +1,56% |
| FAMILIE | 2 | 0,52% | 2 | 0,52% | 0 | 0,00% |
| FREIE WÄHLER | 5 | 1,30% | 1 | 0,26% | +4 | +1,04% |
| Volksabstimmung | 0 | 0,00% | 0 | 0,00% | 0 | 0,00% |
| ÖDP | 2 | 0,52% | 0 | 0,00% | +2 | +0,52% |
| DKP | 0 | 0,00% | 0 | 0,00% | 0 | 0,00% |
| MLPD | 0 | 0,00% | 0 | 0,00% | 0 | 0,00% |
| BP | 0 | 0,00% | 0 | 0,00% | 0 | 0,00% |
| SGP | 0 | 0,00% | 0 | 0,00% | 0 | 0,00% |
| TIERSCHUTZ hier! | 1 | 0,26% | -/- | -/- | +1 | +0,26% |
| Tierschutzallianz | 0 | 0,00% | -/- | -/- | 0 | 0,00% |
| Bündnis C | 0 | 0,00% | -/- | -/- | 0 | 0,00% |
| BIG | 0 | 0,00% | -/- | -/- | 0 | 0,00% |
| BGE | 0 | 0,00% | -/- | -/- | 0 | 0,00% |
| DIE DIREKTE! | 0 | 0,00% | -/- | -/- | 0 | 0,00% |
| DiEM25 | 0 | 0,00% | -/- | -/- | 0 | 0,00% |
| III. Weg | 0 | 0,00% | -/- | -/- | 0 | 0,00% |
| Die Grauen | 0 | 0,00% | -/- | -/- | 0 | 0,00% |
| DIE RECHTE | 0 | 0,00% | -/- | -/- | 0 | 0,00% |
| DIE VIOLETTEN | 0 | 0,00% | -/- | -/- | 0 | 0,00% |
| LIEBE | 0 | 0,00% | -/- | -/- | 0 | 0,00% |
| DIE FRAUEN | 2 | 0,52% | -/- | -/- | +2 | +0,52% |
| Graue Panther | 2 | 0,52% | -/- | -/- | +2 | +0,52% |
| LKR | 0 | 0,00% | -/- | -/- | 0 | 0,00% |
| MENSCHLICHE WELT | 0 | 0,00% | -/- | -/- | 0 | 0,00% |
| NL | 1 | 0,26% | -/- | -/- | +1 | +0,26% |

| Partei | EW 2019 Stimmen | EW 2019 Prozent | EW 2014 Stimmen | EW 2014 Prozent | Differenz Stimmen | Differenz In Prozent |
|---------------------------------|--------------------|--------------------|--------------------|--------------------|----------------------|-------------------------|
| ÖkoLinX | 0 | 0,00% | -/- | -/- | 0 | 0,00% |
| Die Humanisten | 0 | 0,00% | -/- | -/- | 0 | 0,00% |
| PARTEI FÜR DIE TIERE | 0 | 0,00% | -/- | -/- | 0 | 0,00% |
| Gesundheitsforschung | 0 | 0,00% | -/- | -/- | 0 | 0,00% |
| Volt | 2 | 0,52% | -/- | -/- | +2 | +0,52% |
| AUF | -/- | -/- | 0 | 0,00% | 0 | 0,00% |
| BüSo | -/- | -/- | 0 | 0,00% | 0 | 0,00% |
| CM | -/- | -/- | 0 | 0,00% | 0 | 0,00% |
| REP | -/- | -/- | 1 | 0,26% | -1 | -0,26% |
| PBC | -/- | -/- | 0 | 0,00% | 0 | 0,00% |
| PRO NRW | -/- | -/- | 0 | 0,00% | 0 | 0,00% |

37.5 F. Feuerwehr Gellep-Stratum

| | EW 2019 | EW 2014 | Differenz |
|-----------------------------------|---------------|---------------|----------------|
| Wahlbeteiligung | 68,47% | 56,42% | +12,05% |
| Wahlberechtigte insgesamt | 1.265 | 1.280 | -15 |
| Wahlberechtigte ohne Sperrvermerk | 1.018 | 1.074 | -56 |
| Wahlberechtigte mit Sperrvermerk | 247 | 206 | +41 |
| Wahlberechtigte § 24 Abs. 2 EuWO | 0 | 0 | 0 |
| Wähler insgesamt | 697 | 606 | +91 |
| Wähler mit Wahlschein | 2 | 1 | +1 |
| Ungültige Stimmen | 7 | 8 | -1 |
| Gültige Stimmen | 690 | 598 | +92 |

| | | | | | | | | |
|-------------------|------------|------------|--------------|------------|--------------|------------|---------------|-----------------|
| In Prozent | 31,74% | 15,94% | 22,17% | 7,10% | 2,61% | 12,46% | 3,04% | 4,93% |
| Stimmen | 219 | 110 | 153 | 49 | 18 | 86 | 21 | 34 |
| Partei | CDU | SPD | GRÜNE | AfD | LINKE | FDP | PARTEI | Sonstige |

| | | | | | | | | |
|---------------------------|------------|------------|--------------|------------|--------------|------------|---------------|-----------------|
| Gewinn In Prozent | | | +14,48% | +3,09% | | +5,77% | +2,37% | |
| Verlust In Prozent | -4,88% | -19,68% | | | -0,90% | | | -0,25% |
| Partei | CDU | SPD | GRÜNE | AfD | LINKE | FDP | PARTEI | Sonstige |

| Partei | EW 2019 Stimmen | EW 2019 Prozent | EW 2014 Stimmen | EW 2014 Prozent | Differenz Stimmen | Differenz In Prozent |
|--------------------------|--------------------|--------------------|--------------------|--------------------|----------------------|-------------------------|
| CDU | 219 | 31,74% | 219 | 36,62% | 0 | -4,88% |
| SPD | 110 | 15,94% | 213 | 35,62% | -103 | -19,68% |
| GRÜNE | 153 | 22,17% | 46 | 7,69% | +107 | +14,48% |
| AfD | 49 | 7,10% | 24 | 4,01% | +25 | +3,09% |
| DIE LINKE | 18 | 2,61% | 21 | 3,51% | -3 | -0,90% |
| FDP | 86 | 12,46% | 40 | 6,69% | +46 | +5,77% |
| PIRATEN | 2 | 0,29% | 12 | 2,01% | -10 | -1,72% |
| Tierschutzpartei | 7 | 1,01% | 4 | 0,67% | +3 | +0,34% |
| NPD | 1 | 0,14% | 3 | 0,50% | -2 | -0,36% |
| Die PARTEI | 21 | 3,04% | 4 | 0,67% | +17 | +2,37% |
| FAMILIE | 5 | 0,72% | 2 | 0,33% | +3 | +0,39% |
| FREIE WÄHLER | 2 | 0,29% | 4 | 0,67% | -2 | -0,38% |
| Volksabstimmung | 0 | 0,00% | 0 | 0,00% | 0 | 0,00% |
| ÖDP | 1 | 0,14% | 1 | 0,17% | 0 | -0,03% |
| DKP | 0 | 0,00% | 1 | 0,17% | -1 | -0,17% |
| MLPD | 1 | 0,14% | 0 | 0,00% | +1 | +0,14% |
| BP | 0 | 0,00% | 0 | 0,00% | 0 | 0,00% |
| SGP | 0 | 0,00% | 0 | 0,00% | 0 | 0,00% |
| TIERSCHUTZ hier! | 0 | 0,00% | -/- | -/- | 0 | 0,00% |
| Tierschutzallianz | 0 | 0,00% | -/- | -/- | 0 | 0,00% |
| Bündnis C | 1 | 0,14% | -/- | -/- | +1 | +0,14% |
| BIG | 0 | 0,00% | -/- | -/- | 0 | 0,00% |
| BGE | 0 | 0,00% | -/- | -/- | 0 | 0,00% |
| DIE DIREKTE! | 0 | 0,00% | -/- | -/- | 0 | 0,00% |
| DiEM25 | 2 | 0,29% | -/- | -/- | +2 | +0,29% |
| III. Weg | 0 | 0,00% | -/- | -/- | 0 | 0,00% |
| Die Grauen | 2 | 0,29% | -/- | -/- | +2 | +0,29% |
| DIE RECHTE | 1 | 0,14% | -/- | -/- | +1 | +0,14% |
| DIE VIOLETTEN | 0 | 0,00% | -/- | -/- | 0 | 0,00% |
| LIEBE | 0 | 0,00% | -/- | -/- | 0 | 0,00% |
| DIE FRAUEN | 0 | 0,00% | -/- | -/- | 0 | 0,00% |
| Graue Panther | 1 | 0,14% | -/- | -/- | +1 | +0,14% |
| LKR | 0 | 0,00% | -/- | -/- | 0 | 0,00% |
| MENSCHLICHE WELT | 0 | 0,00% | -/- | -/- | 0 | 0,00% |
| NL | 0 | 0,00% | -/- | -/- | 0 | 0,00% |

| Partei | EW 2019 Stimmen | EW 2019 Prozent | EW 2014 Stimmen | EW 2014 Prozent | Differenz Stimmen | Differenz In Prozent |
|---------------------------------|--------------------|--------------------|--------------------|--------------------|----------------------|-------------------------|
| ÖkoLinX | 0 | 0,00% | -/- | -/- | 0 | 0,00% |
| Die Humanisten | 0 | 0,00% | -/- | -/- | 0 | 0,00% |
| PARTEI FÜR DIE TIERE | 1 | 0,14% | -/- | -/- | +1 | +0,14% |
| Gesundheitsforschung | 0 | 0,00% | -/- | -/- | 0 | 0,00% |
| Volt | 7 | 1,01% | -/- | -/- | +7 | +1,01% |
| AUF | -/- | -/- | 0 | 0,00% | 0 | 0,00% |
| BüSo | -/- | -/- | 0 | 0,00% | 0 | 0,00% |
| CM | -/- | -/- | 1 | 0,17% | -1 | -0,17% |
| REP | -/- | -/- | 2 | 0,33% | -2 | -0,33% |
| PBC | -/- | -/- | 0 | 0,00% | 0 | 0,00% |
| PRO NRW | -/- | -/- | 1 | 0,17% | -1 | -0,17% |

37.6 Berufskolleg Uerdingen

| | EW 2019 | EW 2014 | Differenz |
|-----------------------------------|---------------|---------------|----------------|
| Wahlbeteiligung | 47,58% | 33,78% | +13,80% |
| Wahlberechtigte insgesamt | 644 | 640 | +4 |
| Wahlberechtigte ohne Sperrvermerk | 578 | 601 | -23 |
| Wahlberechtigte mit Sperrvermerk | 66 | 39 | +27 |
| Wahlberechtigte § 24 Abs. 2 EuWO | 0 | 0 | 0 |
| Wähler insgesamt | 275 | 203 | +72 |
| Wähler mit Wahlschein | 0 | 0 | 0 |
| Ungültige Stimmen | 2 | 2 | 0 |
| Gültige Stimmen | 273 | 201 | +72 |

| | CDU | SPD | GRÜNE | AfD | LINKE | FDP | PARTEI | Sonstige |
|-------------------|--------|--------|--------|-------|-------|-------|--------|----------|
| In Prozent | 16,85% | 25,64% | 25,64% | 9,52% | 3,30% | 5,49% | 3,66% | 9,89% |
| Stimmen | 46 | 70 | 70 | 26 | 9 | 15 | 10 | 27 |
| Partei | CDU | SPD | GRÜNE | AfD | LINKE | FDP | PARTEI | Sonstige |

| | CDU | SPD | GRÜNE | AfD | LINKE | FDP | PARTEI | Sonstige |
|---------------------------|--------|---------|---------|--------|--------|--------|--------|----------|
| Gewinn In Prozent | | | +14,69% | +2,55% | | +2,01% | +2,66% | +3,42% |
| Verlust In Prozent | -4,54% | -13,17% | | | -7,65% | | | |
| Partei | CDU | SPD | GRÜNE | AfD | LINKE | FDP | PARTEI | Sonstige |

| Partei | EW 2019 Stimmen | EW 2019 Prozent | EW 2014 Stimmen | EW 2014 Prozent | Differenz Stimmen | Differenz In Prozent |
|---------------------|--------------------|--------------------|--------------------|--------------------|----------------------|-------------------------|
| CDU | 46 | 16,85% | 43 | 21,39% | +3 | -4,54% |
| SPD | 70 | 25,64% | 78 | 38,81% | -8 | -13,17% |
| GRÜNE | 70 | 25,64% | 22 | 10,95% | +48 | +14,69% |
| AfD | 26 | 9,52% | 14 | 6,97% | +12 | +2,55% |
| DIE LINKE | 9 | 3,30% | 22 | 10,95% | -13 | -7,65% |
| FDP | 15 | 5,49% | 7 | 3,48% | +8 | +2,01% |
| PIRATEN | 2 | 0,73% | 8 | 3,98% | -6 | -3,25% |
| Tierschutzpartei | 3 | 1,10% | 2 | 1,00% | +1 | +0,10% |
| NPD | 1 | 0,37% | 0 | 0,00% | +1 | +0,37% |
| Die PARTEI | 10 | 3,66% | 2 | 1,00% | +8 | +2,66% |
| FAMILIE | 5 | 1,83% | 0 | 0,00% | +5 | +1,83% |
| FREIE WÄHLER | 3 | 1,10% | 0 | 0,00% | +3 | +1,10% |
| Volksabstimmung | 0 | 0,00% | 2 | 1,00% | -2 | -1,00% |
| ÖDP | 3 | 1,10% | 0 | 0,00% | +3 | +1,10% |
| DKP | 0 | 0,00% | 0 | 0,00% | 0 | 0,00% |
| MLPD | 0 | 0,00% | 0 | 0,00% | 0 | 0,00% |
| BP | 0 | 0,00% | 0 | 0,00% | 0 | 0,00% |
| SGP | 0 | 0,00% | 0 | 0,00% | 0 | 0,00% |
| TIERSCHUTZ hier! | 0 | 0,00% | -/- | -/- | 0 | 0,00% |
| Tierschutzallianz | 0 | 0,00% | -/- | -/- | 0 | 0,00% |
| Bündnis C | 3 | 1,10% | -/- | -/- | +3 | +1,10% |
| BIG | 0 | 0,00% | -/- | -/- | 0 | 0,00% |
| BGE | 0 | 0,00% | -/- | -/- | 0 | 0,00% |
| DIE DIREKTE! | 0 | 0,00% | -/- | -/- | 0 | 0,00% |
| DiEM25 | 0 | 0,00% | -/- | -/- | 0 | 0,00% |
| III. Weg | 0 | 0,00% | -/- | -/- | 0 | 0,00% |
| Die Grauen | 2 | 0,73% | -/- | -/- | +2 | +0,73% |
| DIE RECHTE | 0 | 0,00% | -/- | -/- | 0 | 0,00% |
| DIE VIOLETTEN | 0 | 0,00% | -/- | -/- | 0 | 0,00% |
| LIEBE | 1 | 0,37% | -/- | -/- | +1 | +0,37% |
| DIE FRAUEN | 0 | 0,00% | -/- | -/- | 0 | 0,00% |
| Graue Panther | 0 | 0,00% | -/- | -/- | 0 | 0,00% |
| LKR | 0 | 0,00% | -/- | -/- | 0 | 0,00% |
| MENSCHLICHE WELT | 0 | 0,00% | -/- | -/- | 0 | 0,00% |
| NL | 1 | 0,37% | -/- | -/- | +1 | +0,37% |

| Partei | EW 2019 Stimmen | EW 2019 Prozent | EW 2014 Stimmen | EW 2014 Prozent | Differenz Stimmen | Differenz In Prozent |
|---------------------------------|--------------------|--------------------|--------------------|--------------------|----------------------|-------------------------|
| ÖkoLinX | 0 | 0,00% | -/- | -/- | 0 | 0,00% |
| Die Humanisten | 1 | 0,37% | -/- | -/- | +1 | +0,37% |
| PARTEI FÜR DIE TIERE | 0 | 0,00% | -/- | -/- | 0 | 0,00% |
| Gesundheitsforschung | 1 | 0,37% | -/- | -/- | +1 | +0,37% |
| Volt | 1 | 0,37% | -/- | -/- | +1 | +0,37% |
| AUF | -/- | -/- | 0 | 0,00% | 0 | 0,00% |
| BüSo | -/- | -/- | 0 | 0,00% | 0 | 0,00% |
| CM | -/- | -/- | 0 | 0,00% | 0 | 0,00% |
| REP | -/- | -/- | 0 | 0,00% | 0 | 0,00% |
| PBC | -/- | -/- | 0 | 0,00% | 0 | 0,00% |
| PRO NRW | -/- | -/- | 1 | 0,50% | -1 | -0,50% |

37.7 Gymnasium Fabritianum

| | EW 2019 | EW 2014 | Differenz |
|-----------------------------------|---------------|---------------|----------------|
| Wahlbeteiligung | 47,13% | 33,77% | +13,36% |
| Wahlberechtigte insgesamt | 1.096 | 1.116 | -20 |
| Wahlberechtigte ohne Sperrvermerk | 872 | 924 | -52 |
| Wahlberechtigte mit Sperrvermerk | 224 | 192 | +32 |
| Wahlberechtigte § 24 Abs. 2 EuWO | 0 | 0 | 0 |
| Wähler insgesamt | 411 | 312 | +99 |
| Wähler mit Wahlschein | 0 | 0 | 0 |
| Ungültige Stimmen | 5 | 9 | -4 |
| Gültige Stimmen | 406 | 303 | +103 |

| | | | | | | | | |
|-------------------|------------|------------|--------------|------------|--------------|------------|---------------|-----------------|
| In Prozent | 16,75% | 18,97% | 27,09% | 7,64% | 7,14% | 9,85% | 5,42% | 7,14% |
| Stimmen | 68 | 77 | 110 | 31 | 29 | 40 | 22 | 29 |
| Partei | CDU | SPD | GRÜNE | AfD | LINKE | FDP | PARTEI | Sonstige |

| | | | | | | | | |
|---------------------------|------------|------------|--------------|------------|--------------|------------|---------------|-----------------|
| Gewinn In Prozent | | | +15,87% | +0,38% | +1,53% | +5,23% | +5,09% | |
| Verlust In Prozent | -7,34% | -18,65% | | | | | | -2,10% |
| Partei | CDU | SPD | GRÜNE | AfD | LINKE | FDP | PARTEI | Sonstige |

| Partei | EW 2019 Stimmen | EW 2019 Prozent | EW 2014 Stimmen | EW 2014 Prozent | Differenz Stimmen | Differenz In Prozent |
|---------------------|--------------------|--------------------|--------------------|--------------------|----------------------|-------------------------|
| CDU | 68 | 16,75% | 73 | 24,09% | -5 | -7,34% |
| SPD | 77 | 18,97% | 114 | 37,62% | -37 | -18,65% |
| GRÜNE | 110 | 27,09% | 34 | 11,22% | +76 | +15,87% |
| AfD | 31 | 7,64% | 22 | 7,26% | +9 | +0,38% |
| DIE LINKE | 29 | 7,14% | 17 | 5,61% | +12 | +1,53% |
| FDP | 40 | 9,85% | 14 | 4,62% | +26 | +5,23% |
| PIRATEN | 4 | 0,99% | 16 | 5,28% | -12 | -4,29% |
| Tierschutzpartei | 8 | 1,97% | 6 | 1,98% | +2 | -0,01% |
| NPD | 0 | 0,00% | 0 | 0,00% | 0 | 0,00% |
| Die PARTEI | 22 | 5,42% | 1 | 0,33% | +21 | +5,09% |
| FAMILIE | 1 | 0,25% | 2 | 0,66% | -1 | -0,41% |
| FREIE WÄHLER | 1 | 0,25% | 1 | 0,33% | 0 | -0,08% |
| Volksabstimmung | 0 | 0,00% | 0 | 0,00% | 0 | 0,00% |
| ÖDP | 2 | 0,49% | 0 | 0,00% | +2 | +0,49% |
| DKP | 0 | 0,00% | 0 | 0,00% | 0 | 0,00% |
| MLPD | 2 | 0,49% | 0 | 0,00% | +2 | +0,49% |
| BP | 0 | 0,00% | 0 | 0,00% | 0 | 0,00% |
| SGP | 0 | 0,00% | 0 | 0,00% | 0 | 0,00% |
| TIERSCHUTZ hier! | 0 | 0,00% | -/- | -/- | 0 | 0,00% |
| Tierschutzallianz | 1 | 0,25% | -/- | -/- | +1 | +0,25% |
| Bündnis C | 0 | 0,00% | -/- | -/- | 0 | 0,00% |
| BIG | 0 | 0,00% | -/- | -/- | 0 | 0,00% |
| BGE | 2 | 0,49% | -/- | -/- | +2 | +0,49% |
| DIE DIREKTE! | 1 | 0,25% | -/- | -/- | +1 | +0,25% |
| DiEM25 | 3 | 0,74% | -/- | -/- | +3 | +0,74% |
| III. Weg | 0 | 0,00% | -/- | -/- | 0 | 0,00% |
| Die Grauen | 0 | 0,00% | -/- | -/- | 0 | 0,00% |
| DIE RECHTE | 0 | 0,00% | -/- | -/- | 0 | 0,00% |
| DIE VIOLETTEN | 0 | 0,00% | -/- | -/- | 0 | 0,00% |
| LIEBE | 0 | 0,00% | -/- | -/- | 0 | 0,00% |
| DIE FRAUEN | 0 | 0,00% | -/- | -/- | 0 | 0,00% |
| Graue Panther | 1 | 0,25% | -/- | -/- | +1 | +0,25% |
| LKR | 0 | 0,00% | -/- | -/- | 0 | 0,00% |
| MENSCHLICHE WELT | 0 | 0,00% | -/- | -/- | 0 | 0,00% |
| NL | 0 | 0,00% | -/- | -/- | 0 | 0,00% |

| Partei | EW 2019 Stimmen | EW 2019 Prozent | EW 2014 Stimmen | EW 2014 Prozent | Differenz Stimmen | Differenz In Prozent |
|---------------------------------|--------------------|--------------------|--------------------|--------------------|----------------------|-------------------------|
| ÖkoLinX | 0 | 0,00% | -/- | -/- | 0 | 0,00% |
| Die Humanisten | 1 | 0,25% | -/- | -/- | +1 | +0,25% |
| PARTEI FÜR DIE TIERE | 0 | 0,00% | -/- | -/- | 0 | 0,00% |
| Gesundheitsforschung | 0 | 0,00% | -/- | -/- | 0 | 0,00% |
| Volt | 2 | 0,49% | -/- | -/- | +2 | +0,49% |
| AUF | -/- | -/- | 0 | 0,00% | 0 | 0,00% |
| BüSo | -/- | -/- | 0 | 0,00% | 0 | 0,00% |
| CM | -/- | -/- | 0 | 0,00% | 0 | 0,00% |
| REP | -/- | -/- | 0 | 0,00% | 0 | 0,00% |
| PBC | -/- | -/- | 0 | 0,00% | 0 | 0,00% |
| PRO NRW | -/- | -/- | 3 | 0,99% | -3 | -0,99% |

37.8 Et Klöske

| | EW 2019 | EW 2014 | Differenz |
|-----------------------------------|---------------|---------------|----------------|
| Wahlbeteiligung | 51,70% | 40,00% | +11,70% |
| Wahlberechtigte insgesamt | 693 | 707 | -14 |
| Wahlberechtigte ohne Sperrvermerk | 588 | 625 | -37 |
| Wahlberechtigte mit Sperrvermerk | 105 | 82 | +23 |
| Wahlberechtigte § 24 Abs. 2 EuWO | 0 | 0 | 0 |
| Wähler insgesamt | 304 | 250 | +54 |
| Wähler mit Wahlschein | 2 | 0 | +2 |
| Ungültige Stimmen | 1 | 4 | -3 |
| Gültige Stimmen | 303 | 246 | +57 |

| | | | | | | | | |
|-------------------|------------|------------|--------------|------------|--------------|------------|---------------|-----------------|
| In Prozent | 22,77% | 18,15% | 22,44% | 9,24% | 4,95% | 8,58% | 3,63% | 10,23% |
| Stimmen | 69 | 55 | 68 | 28 | 15 | 26 | 11 | 31 |
| Partei | CDU | SPD | GRÜNE | AfD | LINKE | FDP | PARTEI | Sonstige |

| | | | | | | | | |
|---------------------------|------------|------------|--------------|------------|--------------|------------|---------------|-----------------|
| Gewinn In Prozent | | | +10,65% | +7,61% | | +3,30% | +2,82% | +3,32% |
| Verlust In Prozent | -9,34% | -15,59% | | | -2,77% | | | |
| Partei | CDU | SPD | GRÜNE | AfD | LINKE | FDP | PARTEI | Sonstige |

| Partei | EW 2019 Stimmen | EW 2019 Prozent | EW 2014 Stimmen | EW 2014 Prozent | Differenz Stimmen | Differenz In Prozent |
|---------------------|--------------------|--------------------|--------------------|--------------------|----------------------|-------------------------|
| CDU | 69 | 22,77% | 79 | 32,11% | -10 | -9,34% |
| SPD | 55 | 18,15% | 83 | 33,74% | -28 | -15,59% |
| GRÜNE | 68 | 22,44% | 29 | 11,79% | +39 | +10,65% |
| AfD | 28 | 9,24% | 4 | 1,63% | +24 | +7,61% |
| DIE LINKE | 15 | 4,95% | 19 | 7,72% | -4 | -2,77% |
| FDP | 26 | 8,58% | 13 | 5,28% | +13 | +3,30% |
| PIRATEN | 5 | 1,65% | 6 | 2,44% | -1 | -0,79% |
| Tierschutzpartei | 6 | 1,98% | 3 | 1,22% | +3 | +0,76% |
| NPD | 3 | 0,99% | 0 | 0,00% | +3 | +0,99% |
| Die PARTEI | 11 | 3,63% | 2 | 0,81% | +9 | +2,82% |
| FAMILIE | 4 | 1,32% | 3 | 1,22% | +1 | +0,10% |
| FREIE WÄHLER | 2 | 0,66% | 0 | 0,00% | +2 | +0,66% |
| Volksabstimmung | 0 | 0,00% | 1 | 0,41% | -1 | -0,41% |
| ÖDP | 0 | 0,00% | 0 | 0,00% | 0 | 0,00% |
| DKP | 0 | 0,00% | 0 | 0,00% | 0 | 0,00% |
| MLPD | 0 | 0,00% | 0 | 0,00% | 0 | 0,00% |
| BP | 0 | 0,00% | 0 | 0,00% | 0 | 0,00% |
| SGP | 0 | 0,00% | 0 | 0,00% | 0 | 0,00% |
| TIERSCHUTZ hier! | 0 | 0,00% | -/- | -/- | 0 | 0,00% |
| Tierschutzallianz | 1 | 0,33% | -/- | -/- | +1 | +0,33% |
| Bündnis C | 0 | 0,00% | -/- | -/- | 0 | 0,00% |
| BIG | 1 | 0,33% | -/- | -/- | +1 | +0,33% |
| BGE | 0 | 0,00% | -/- | -/- | 0 | 0,00% |
| DIE DIREKTE! | 0 | 0,00% | -/- | -/- | 0 | 0,00% |
| DiEM25 | 3 | 0,99% | -/- | -/- | +3 | +0,99% |
| III. Weg | 0 | 0,00% | -/- | -/- | 0 | 0,00% |
| Die Grauen | 0 | 0,00% | -/- | -/- | 0 | 0,00% |
| DIE RECHTE | 2 | 0,66% | -/- | -/- | +2 | +0,66% |
| DIE VIOLETTEN | 0 | 0,00% | -/- | -/- | 0 | 0,00% |
| LIEBE | 0 | 0,00% | -/- | -/- | 0 | 0,00% |
| DIE FRAUEN | 0 | 0,00% | -/- | -/- | 0 | 0,00% |
| Graue Panther | 1 | 0,33% | -/- | -/- | +1 | +0,33% |
| LKR | 0 | 0,00% | -/- | -/- | 0 | 0,00% |
| MENSCHLICHE WELT | 0 | 0,00% | -/- | -/- | 0 | 0,00% |
| NL | 0 | 0,00% | -/- | -/- | 0 | 0,00% |

| Partei | EW 2019 Stimmen | EW 2019 Prozent | EW 2014 Stimmen | EW 2014 Prozent | Differenz Stimmen | Differenz In Prozent |
|---------------------------------|--------------------|--------------------|--------------------|--------------------|----------------------|-------------------------|
| ÖkoLinX | 0 | 0,00% | -/- | -/- | 0 | 0,00% |
| Die Humanisten | 0 | 0,00% | -/- | -/- | 0 | 0,00% |
| PARTEI FÜR DIE TIERE | 2 | 0,66% | -/- | -/- | +2 | +0,66% |
| Gesundheitsforschung | 0 | 0,00% | -/- | -/- | 0 | 0,00% |
| Volt | 1 | 0,33% | -/- | -/- | +1 | +0,33% |
| AUF | -/- | -/- | 1 | 0,41% | -1 | -0,41% |
| BüSo | -/- | -/- | 0 | 0,00% | 0 | 0,00% |
| CM | -/- | -/- | 0 | 0,00% | 0 | 0,00% |
| REP | -/- | -/- | 1 | 0,41% | -1 | -0,41% |
| PBC | -/- | -/- | 0 | 0,00% | 0 | 0,00% |
| PRO NRW | -/- | -/- | 2 | 0,81% | -2 | -0,81% |

37.9 Briefwahlbezirk 37

| | EW 2019 | EW 2014 | Differenz |
|-----------------------|---------|---------|-----------|
| Wähler mit Wahrschein | 1.040 | 849 | +191 |
| Ungültige Stimmen | 9 | 7 | +2 |
| Gültige Stimmen | 1.031 | 842 | +189 |

| | | | | | | | | |
|-------------------|------------|------------|--------------|------------|--------------|------------|---------------|-----------------|
| In Prozent | 30,16% | 20,85% | 18,04% | 6,40% | 4,46% | 8,63% | 2,91% | 8,54% |
| Stimmen | 311 | 215 | 186 | 66 | 46 | 89 | 30 | 88 |
| Partei | CDU | SPD | GRÜNE | AfD | LINKE | FDP | PARTEI | Sonstige |

| | | | | | | | | |
|---------------------------|------------|------------|--------------|------------|--------------|------------|---------------|-----------------|
| Gewinn In Prozent | | | +9,96% | +0,22% | | +3,52% | +1,84% | +2,96% |
| Verlust In Prozent | -7,37% | -10,98% | | | -0,17% | | | |
| Partei | CDU | SPD | GRÜNE | AfD | LINKE | FDP | PARTEI | Sonstige |

| Partei | EW 2019 Stimmen | EW 2019 Prozent | EW 2014 Stimmen | EW 2014 Prozent | Differenz Stimmen | Differenz In Prozent |
|--------------------------|--------------------|--------------------|--------------------|--------------------|----------------------|-------------------------|
| CDU | 311 | 30,16% | 316 | 37,53% | -5 | -7,37% |
| SPD | 215 | 20,85% | 268 | 31,83% | -53 | -10,98% |
| GRÜNE | 186 | 18,04% | 68 | 8,08% | +118 | +9,96% |
| AfD | 66 | 6,40% | 52 | 6,18% | +14 | +0,22% |
| DIE LINKE | 46 | 4,46% | 39 | 4,63% | +7 | -0,17% |
| FDP | 89 | 8,63% | 43 | 5,11% | +46 | +3,52% |
| PIRATEN | 8 | 0,78% | 10 | 1,19% | -2 | -0,41% |
| Tierschutzpartei | 27 | 2,62% | 12 | 1,43% | +15 | +1,19% |
| NPD | 0 | 0,00% | 2 | 0,24% | -2 | -0,24% |
| Die PARTEI | 30 | 2,91% | 9 | 1,07% | +21 | +1,84% |
| FAMILIE | 6 | 0,58% | 5 | 0,59% | +1 | -0,01% |
| FREIE WÄHLER | 11 | 1,07% | 1 | 0,12% | +10 | +0,95% |
| Volksabstimmung | 1 | 0,10% | 4 | 0,48% | -3 | -0,38% |
| ÖDP | 1 | 0,10% | 0 | 0,00% | +1 | +0,10% |
| DKP | 0 | 0,00% | 0 | 0,00% | 0 | 0,00% |
| MLPD | 0 | 0,00% | 1 | 0,12% | -1 | -0,12% |
| BP | 1 | 0,10% | 1 | 0,12% | 0 | -0,02% |
| SGP | 0 | 0,00% | 0 | 0,00% | 0 | 0,00% |
| TIERSCHUTZ hier! | 2 | 0,19% | -/- | -/- | +2 | +0,19% |
| Tierschutzallianz | 2 | 0,19% | -/- | -/- | +2 | +0,19% |
| Bündnis C | 0 | 0,00% | -/- | -/- | 0 | 0,00% |
| BIG | 1 | 0,10% | -/- | -/- | +1 | +0,10% |
| BGE | 1 | 0,10% | -/- | -/- | +1 | +0,10% |
| DIE DIREKTE! | 2 | 0,19% | -/- | -/- | +2 | +0,19% |
| DiEM25 | 6 | 0,58% | -/- | -/- | +6 | +0,58% |
| III. Weg | 0 | 0,00% | -/- | -/- | 0 | 0,00% |
| Die Grauen | 1 | 0,10% | -/- | -/- | +1 | +0,10% |
| DIE RECHTE | 0 | 0,00% | -/- | -/- | 0 | 0,00% |
| DIE VIOLETTEN | 1 | 0,10% | -/- | -/- | +1 | +0,10% |
| LIEBE | 1 | 0,10% | -/- | -/- | +1 | +0,10% |
| DIE FRAUEN | 1 | 0,10% | -/- | -/- | +1 | +0,10% |
| Graue Panther | 2 | 0,19% | -/- | -/- | +2 | +0,19% |
| LKR | 0 | 0,00% | -/- | -/- | 0 | 0,00% |
| MENSCHLICHE WELT | 1 | 0,10% | -/- | -/- | +1 | +0,10% |
| NL | 0 | 0,00% | -/- | -/- | 0 | 0,00% |

| Partei | EW 2019 Stimmen | EW 2019 Prozent | EW 2014 Stimmen | EW 2014 Prozent | Differenz Stimmen | Differenz In Prozent |
|---------------------------------|--------------------|--------------------|--------------------|--------------------|----------------------|-------------------------|
| ÖkoLinX | 0 | 0,00% | -/- | -/- | 0 | 0,00% |
| Die Humanisten | 1 | 0,10% | -/- | -/- | +1 | +0,10% |
| PARTEI FÜR DIE TIERE | 5 | 0,48% | -/- | -/- | +5 | +0,48% |
| Gesundheitsforschung | 0 | 0,00% | -/- | -/- | 0 | 0,00% |
| Volt | 6 | 0,58% | -/- | -/- | +6 | +0,58% |
| AUF | -/- | -/- | 1 | 0,12% | -1 | -0,12% |
| BüSo | -/- | -/- | 0 | 0,00% | 0 | 0,00% |
| CM | -/- | -/- | 1 | 0,12% | -1 | -0,12% |
| REP | -/- | -/- | 2 | 0,24% | -2 | -0,24% |
| PBC | -/- | -/- | 2 | 0,24% | -2 | -0,24% |
| PRO NRW | -/- | -/- | 5 | 0,59% | -5 | -0,59% |

38.1 Gesamtschule Kaiserplatz

| | EW 2019 | EW 2014 | Differenz |
|-----------------------------------|---------------|---------------|----------------|
| Wahlbeteiligung | 67,94% | 55,68% | +12,26% |
| Wahlberechtigte insgesamt | 873 | 876 | -3 |
| Wahlberechtigte ohne Sperrvermerk | 680 | 713 | -33 |
| Wahlberechtigte mit Sperrvermerk | 193 | 163 | +30 |
| Wahlberechtigte § 24 Abs. 2 EuWO | 0 | 0 | 0 |
| Wähler insgesamt | 462 | 397 | +65 |
| Wähler mit Wahlschein | 1 | 0 | +1 |
| Ungültige Stimmen | 1 | 2 | -1 |
| Gültige Stimmen | 461 | 395 | +66 |

| In Prozent | 32,75% | 13,02% | 31,24% | 5,64% | 3,90% | 7,81% | 1,95% | 3,69% |
|------------|--------|--------|--------|-------|-------|-------|--------|----------|
| Stimmen | 151 | 60 | 144 | 26 | 18 | 36 | 9 | 17 |
| Partei | CDU | SPD | GRÜNE | AfD | LINKE | FDP | PARTEI | Sonstige |

| Gewinn In Prozent | | | +15,29% | | | +2,75% | +1,70% | |
|--------------------|--------|---------|---------|--------|--------|--------|--------|----------|
| Verlust In Prozent | -1,93% | -14,32% | | -1,20% | -0,15% | | | -2,13% |
| Partei | CDU | SPD | GRÜNE | AfD | LINKE | FDP | PARTEI | Sonstige |

| Partei | EW 2019 Stimmen | EW 2019 Prozent | EW 2014 Stimmen | EW 2014 Prozent | Differenz Stimmen | Differenz In Prozent |
|--------------------------|--------------------|--------------------|--------------------|--------------------|----------------------|-------------------------|
| CDU | 151 | 32,75% | 137 | 34,68% | +14 | -1,93% |
| SPD | 60 | 13,02% | 108 | 27,34% | -48 | -14,32% |
| GRÜNE | 144 | 31,24% | 63 | 15,95% | +81 | +15,29% |
| AfD | 26 | 5,64% | 27 | 6,84% | -1 | -1,20% |
| DIE LINKE | 18 | 3,90% | 16 | 4,05% | +2 | -0,15% |
| FDP | 36 | 7,81% | 20 | 5,06% | +16 | +2,75% |
| PIRATEN | 1 | 0,22% | 8 | 2,03% | -7 | -1,81% |
| Tierschutzpartei | 5 | 1,08% | 8 | 2,03% | -3 | -0,95% |
| NPD | 0 | 0,00% | 1 | 0,25% | -1 | -0,25% |
| Die PARTEI | 9 | 1,95% | 1 | 0,25% | +8 | +1,70% |
| FAMILIE | 2 | 0,43% | 0 | 0,00% | +2 | +0,43% |
| FREIE WÄHLER | 0 | 0,00% | 1 | 0,25% | -1 | -0,25% |
| Volksabstimmung | 0 | 0,00% | 1 | 0,25% | -1 | -0,25% |
| ÖDP | 1 | 0,22% | 2 | 0,51% | -1 | -0,29% |
| DKP | 0 | 0,00% | 0 | 0,00% | 0 | 0,00% |
| MLPD | 0 | 0,00% | 0 | 0,00% | 0 | 0,00% |
| BP | 0 | 0,00% | 0 | 0,00% | 0 | 0,00% |
| SGP | 0 | 0,00% | 0 | 0,00% | 0 | 0,00% |
| TIERSCHUTZ hier! | 0 | 0,00% | -/- | -/- | 0 | 0,00% |
| Tierschutzallianz | 1 | 0,22% | -/- | -/- | +1 | +0,22% |
| Bündnis C | 0 | 0,00% | -/- | -/- | 0 | 0,00% |
| BIG | 3 | 0,65% | -/- | -/- | +3 | +0,65% |
| BGE | 0 | 0,00% | -/- | -/- | 0 | 0,00% |
| DIE DIREKTE! | 0 | 0,00% | -/- | -/- | 0 | 0,00% |
| DiEM25 | 0 | 0,00% | -/- | -/- | 0 | 0,00% |
| III. Weg | 0 | 0,00% | -/- | -/- | 0 | 0,00% |
| Die Grauen | 1 | 0,22% | -/- | -/- | +1 | +0,22% |
| DIE RECHTE | 0 | 0,00% | -/- | -/- | 0 | 0,00% |
| DIE VIOLETTEN | 0 | 0,00% | -/- | -/- | 0 | 0,00% |
| LIEBE | 1 | 0,22% | -/- | -/- | +1 | +0,22% |
| DIE FRAUEN | 0 | 0,00% | -/- | -/- | 0 | 0,00% |
| Graue Panther | 0 | 0,00% | -/- | -/- | 0 | 0,00% |
| LKR | 0 | 0,00% | -/- | -/- | 0 | 0,00% |
| MENSCHLICHE WELT | 0 | 0,00% | -/- | -/- | 0 | 0,00% |
| NL | 0 | 0,00% | -/- | -/- | 0 | 0,00% |

| Partei | EW 2019 Stimmen | EW 2019 Prozent | EW 2014 Stimmen | EW 2014 Prozent | Differenz Stimmen | Differenz In Prozent |
|---------------------------------|--------------------|--------------------|--------------------|--------------------|----------------------|-------------------------|
| ÖkoLinX | 0 | 0,00% | -/- | -/- | 0 | 0,00% |
| Die Humanisten | 0 | 0,00% | -/- | -/- | 0 | 0,00% |
| PARTEI FÜR DIE TIERE | 0 | 0,00% | -/- | -/- | 0 | 0,00% |
| Gesundheitsforschung | 0 | 0,00% | -/- | -/- | 0 | 0,00% |
| Volt | 2 | 0,43% | -/- | -/- | +2 | +0,43% |
| AUF | -/- | -/- | 0 | 0,00% | 0 | 0,00% |
| BüSo | -/- | -/- | 0 | 0,00% | 0 | 0,00% |
| CM | -/- | -/- | 1 | 0,25% | -1 | -0,25% |
| REP | -/- | -/- | 1 | 0,25% | -1 | -0,25% |
| PBC | -/- | -/- | 0 | 0,00% | 0 | 0,00% |
| PRO NRW | -/- | -/- | 0 | 0,00% | 0 | 0,00% |

38.2 Gesamtschule Kaiserplatz

| | EW 2019 | EW 2014 | Differenz |
|-----------------------------------|---------------|---------------|---------------|
| Wahlbeteiligung | 60,29% | 50,94% | +9,35% |
| Wahlberechtigte insgesamt | 1.093 | 1.052 | +41 |
| Wahlberechtigte ohne Sperrvermerk | 831 | 852 | -21 |
| Wahlberechtigte mit Sperrvermerk | 262 | 200 | +62 |
| Wahlberechtigte § 24 Abs. 2 EuWO | 0 | 0 | 0 |
| Wähler insgesamt | 501 | 434 | +67 |
| Wähler mit Wahlschein | 0 | 0 | 0 |
| Ungültige Stimmen | 1 | 4 | -3 |
| Gültige Stimmen | 500 | 430 | +70 |

| | | | | | | | | |
|-------------------|------------|------------|--------------|------------|--------------|------------|---------------|-----------------|
| In Prozent | 24,20% | 16,00% | 31,20% | 6,20% | 6,00% | 4,80% | 3,40% | 8,20% |
| Stimmen | 121 | 80 | 156 | 31 | 30 | 24 | 17 | 41 |
| Partei | CDU | SPD | GRÜNE | AfD | LINKE | FDP | PARTEI | Sonstige |

| | | | | | | | | |
|---------------------------|------------|------------|--------------|------------|--------------|------------|---------------|-----------------|
| Gewinn In Prozent | | | +19,57% | +0,85% | | +0,38% | +3,17% | +2,62% |
| Verlust In Prozent | -7,89% | -17,02% | | | -1,67% | | | |
| Partei | CDU | SPD | GRÜNE | AfD | LINKE | FDP | PARTEI | Sonstige |

| Partei | EW 2019 Stimmen | EW 2019 Prozent | EW 2014 Stimmen | EW 2014 Prozent | Differenz Stimmen | Differenz In Prozent |
|---------------------|--------------------|--------------------|--------------------|--------------------|----------------------|-------------------------|
| CDU | 121 | 24,20% | 138 | 32,09% | -17 | -7,89% |
| SPD | 80 | 16,00% | 142 | 33,02% | -62 | -17,02% |
| GRÜNE | 156 | 31,20% | 50 | 11,63% | +106 | +19,57% |
| AfD | 31 | 6,20% | 23 | 5,35% | +8 | +0,85% |
| DIE LINKE | 30 | 6,00% | 33 | 7,67% | -3 | -1,67% |
| FDP | 24 | 4,80% | 19 | 4,42% | +5 | +0,38% |
| PIRATEN | 7 | 1,40% | 6 | 1,40% | +1 | 0,00% |
| Tierschutzpartei | 8 | 1,60% | 11 | 2,56% | -3 | -0,96% |
| NPD | 0 | 0,00% | 2 | 0,47% | -2 | -0,47% |
| Die PARTEI | 17 | 3,40% | 1 | 0,23% | +16 | +3,17% |
| FAMILIE | 1 | 0,20% | 1 | 0,23% | 0 | -0,03% |
| FREIE WÄHLER | 1 | 0,20% | 1 | 0,23% | 0 | -0,03% |
| Volksabstimmung | 0 | 0,00% | 0 | 0,00% | 0 | 0,00% |
| ÖDP | 2 | 0,40% | 2 | 0,47% | 0 | -0,07% |
| DKP | 0 | 0,00% | 0 | 0,00% | 0 | 0,00% |
| MLPD | 0 | 0,00% | 0 | 0,00% | 0 | 0,00% |
| BP | 0 | 0,00% | 0 | 0,00% | 0 | 0,00% |
| SGP | 0 | 0,00% | 0 | 0,00% | 0 | 0,00% |
| TIERSCHUTZ hier! | 0 | 0,00% | -/- | -/- | 0 | 0,00% |
| Tierschutzallianz | 0 | 0,00% | -/- | -/- | 0 | 0,00% |
| Bündnis C | 0 | 0,00% | -/- | -/- | 0 | 0,00% |
| BIG | 3 | 0,60% | -/- | -/- | +3 | +0,60% |
| BGE | 2 | 0,40% | -/- | -/- | +2 | +0,40% |
| DIE DIREKTE! | 1 | 0,20% | -/- | -/- | +1 | +0,20% |
| DiEM25 | 5 | 1,00% | -/- | -/- | +5 | +1,00% |
| III. Weg | 0 | 0,00% | -/- | -/- | 0 | 0,00% |
| Die Grauen | 2 | 0,40% | -/- | -/- | +2 | +0,40% |
| DIE RECHTE | 0 | 0,00% | -/- | -/- | 0 | 0,00% |
| DIE VIOLETTEN | 2 | 0,40% | -/- | -/- | +2 | +0,40% |
| LIEBE | 0 | 0,00% | -/- | -/- | 0 | 0,00% |
| DIE FRAUEN | 1 | 0,20% | -/- | -/- | +1 | +0,20% |
| Graue Panther | 0 | 0,00% | -/- | -/- | 0 | 0,00% |
| LKR | 0 | 0,00% | -/- | -/- | 0 | 0,00% |
| MENSCHLICHE WELT | 0 | 0,00% | -/- | -/- | 0 | 0,00% |
| NL | 0 | 0,00% | -/- | -/- | 0 | 0,00% |

| Partei | EW 2019 Stimmen | EW 2019 Prozent | EW 2014 Stimmen | EW 2014 Prozent | Differenz Stimmen | Differenz In Prozent |
|---------------------------------|--------------------|--------------------|--------------------|--------------------|----------------------|-------------------------|
| ÖkoLinX | 0 | 0,00% | -/- | -/- | 0 | 0,00% |
| Die Humanisten | 1 | 0,20% | -/- | -/- | +1 | +0,20% |
| PARTEI FÜR DIE TIERE | 0 | 0,00% | -/- | -/- | 0 | 0,00% |
| Gesundheitsforschung | 0 | 0,00% | -/- | -/- | 0 | 0,00% |
| Volt | 5 | 1,00% | -/- | -/- | +5 | +1,00% |
| AUF | -/- | -/- | 1 | 0,23% | -1 | -0,23% |
| BüSo | -/- | -/- | 0 | 0,00% | 0 | 0,00% |
| CM | -/- | -/- | 0 | 0,00% | 0 | 0,00% |
| REP | -/- | -/- | 0 | 0,00% | 0 | 0,00% |
| PBC | -/- | -/- | 0 | 0,00% | 0 | 0,00% |
| PRO NRW | -/- | -/- | 0 | 0,00% | 0 | 0,00% |

38.3 Gesamtschule Kaiserplatz

| | EW 2019 | EW 2014 | Differenz |
|-----------------------------------|---------------|---------------|----------------|
| Wahlbeteiligung | 60,32% | 49,91% | +10,41% |
| Wahlberechtigte insgesamt | 1.326 | 1.357 | -31 |
| Wahlberechtigte ohne Sperrvermerk | 1.003 | 1.104 | -101 |
| Wahlberechtigte mit Sperrvermerk | 323 | 253 | +70 |
| Wahlberechtigte § 24 Abs. 2 EuWO | 0 | 0 | 0 |
| Wähler insgesamt | 605 | 551 | +54 |
| Wähler mit Wahlschein | 1 | 4 | -3 |
| Ungültige Stimmen | 5 | 3 | +2 |
| Gültige Stimmen | 600 | 548 | +52 |

| | | | | | | | | |
|-------------------|------------|------------|--------------|------------|--------------|------------|---------------|-----------------|
| In Prozent | 25,50% | 18,33% | 35,50% | 4,33% | 3,17% | 7,50% | 2,17% | 3,50% |
| Stimmen | 153 | 110 | 213 | 26 | 19 | 45 | 13 | 21 |
| Partei | CDU | SPD | GRÜNE | AfD | LINKE | FDP | PARTEI | Sonstige |

| | | | | | | | | |
|---------------------------|------------|------------|--------------|------------|--------------|------------|---------------|-----------------|
| Gewinn In Prozent | | | +14,88% | | | | | |
| Verlust In Prozent | -4,79% | -13,06% | | -0,23% | | | | -1,24% |
| Partei | CDU | SPD | GRÜNE | AfD | LINKE | FDP | PARTEI | Sonstige |

| Partei | EW 2019 Stimmen | EW 2019 Prozent | EW 2014 Stimmen | EW 2014 Prozent | Differenz Stimmen | Differenz In Prozent |
|---------------------|--------------------|--------------------|--------------------|--------------------|----------------------|-------------------------|
| CDU | 153 | 25,50% | 166 | 30,29% | -13 | -4,79% |
| SPD | 110 | 18,33% | 172 | 31,39% | -62 | -13,06% |
| GRÜNE | 213 | 35,50% | 113 | 20,62% | +100 | +14,88% |
| AfD | 26 | 4,33% | 25 | 4,56% | +1 | -0,23% |
| DIE LINKE | 19 | 3,17% | 11 | 2,01% | +8 | +1,16% |
| FDP | 45 | 7,50% | 33 | 6,02% | +12 | +1,48% |
| PIRATEN | 3 | 0,50% | 3 | 0,55% | 0 | -0,05% |
| Tierschutzpartei | 4 | 0,67% | 11 | 2,01% | -7 | -1,34% |
| NPD | 0 | 0,00% | 1 | 0,18% | -1 | -0,18% |
| Die PARTEI | 13 | 2,17% | 2 | 0,36% | +11 | +1,81% |
| FAMILIE | 2 | 0,33% | 2 | 0,36% | 0 | -0,03% |
| FREIE WÄHLER | 1 | 0,17% | 2 | 0,36% | -1 | -0,19% |
| Volksabstimmung | 0 | 0,00% | 2 | 0,36% | -2 | -0,36% |
| ÖDP | 3 | 0,50% | 2 | 0,36% | +1 | +0,14% |
| DKP | 0 | 0,00% | 0 | 0,00% | 0 | 0,00% |
| MLPD | 1 | 0,17% | 0 | 0,00% | +1 | +0,17% |
| BP | 0 | 0,00% | 0 | 0,00% | 0 | 0,00% |
| SGP | 0 | 0,00% | 0 | 0,00% | 0 | 0,00% |
| TIERSCHUTZ hier! | 1 | 0,17% | -/- | -/- | +1 | +0,17% |
| Tierschutzallianz | 0 | 0,00% | -/- | -/- | 0 | 0,00% |
| Bündnis C | 0 | 0,00% | -/- | -/- | 0 | 0,00% |
| BIG | 0 | 0,00% | -/- | -/- | 0 | 0,00% |
| BGE | 0 | 0,00% | -/- | -/- | 0 | 0,00% |
| DIE DIREKTE! | 0 | 0,00% | -/- | -/- | 0 | 0,00% |
| DiEM25 | 2 | 0,33% | -/- | -/- | +2 | +0,33% |
| III. Weg | 0 | 0,00% | -/- | -/- | 0 | 0,00% |
| Die Grauen | 0 | 0,00% | -/- | -/- | 0 | 0,00% |
| DIE RECHTE | 0 | 0,00% | -/- | -/- | 0 | 0,00% |
| DIE VIOLETTEN | 0 | 0,00% | -/- | -/- | 0 | 0,00% |
| LIEBE | 0 | 0,00% | -/- | -/- | 0 | 0,00% |
| DIE FRAUEN | 0 | 0,00% | -/- | -/- | 0 | 0,00% |
| Graue Panther | 0 | 0,00% | -/- | -/- | 0 | 0,00% |
| LKR | 0 | 0,00% | -/- | -/- | 0 | 0,00% |
| MENSCHLICHE WELT | 0 | 0,00% | -/- | -/- | 0 | 0,00% |
| NL | 0 | 0,00% | -/- | -/- | 0 | 0,00% |

| Partei | EW 2019 Stimmen | EW 2019 Prozent | EW 2014 Stimmen | EW 2014 Prozent | Differenz Stimmen | Differenz In Prozent |
|---------------------------------|--------------------|--------------------|--------------------|--------------------|----------------------|-------------------------|
| ÖkoLinX | 0 | 0,00% | -/- | -/- | 0 | 0,00% |
| Die Humanisten | 0 | 0,00% | -/- | -/- | 0 | 0,00% |
| PARTEI FÜR DIE TIERE | 0 | 0,00% | -/- | -/- | 0 | 0,00% |
| Gesundheitsforschung | 1 | 0,17% | -/- | -/- | +1 | +0,17% |
| Volt | 3 | 0,50% | -/- | -/- | +3 | +0,50% |
| AUF | -/- | -/- | 0 | 0,00% | 0 | 0,00% |
| BüSo | -/- | -/- | 0 | 0,00% | 0 | 0,00% |
| CM | -/- | -/- | 1 | 0,18% | -1 | -0,18% |
| REP | -/- | -/- | 0 | 0,00% | 0 | 0,00% |
| PBC | -/- | -/- | 0 | 0,00% | 0 | 0,00% |
| PRO NRW | -/- | -/- | 2 | 0,36% | -2 | -0,36% |

38.4 Sollbrüggenschule

| | EW 2019 | EW 2014 | Differenz |
|-----------------------------------|---------------|---------------|---------------|
| Wahlbeteiligung | 73,50% | 64,38% | +9,12% |
| Wahlberechtigte insgesamt | 1.290 | 1.250 | +40 |
| Wahlberechtigte ohne Sperrvermerk | 1.000 | 1.022 | -22 |
| Wahlberechtigte mit Sperrvermerk | 290 | 228 | +62 |
| Wahlberechtigte § 24 Abs. 2 EuWO | 0 | 0 | 0 |
| Wähler insgesamt | 735 | 658 | +77 |
| Wähler mit Wahlschein | 5 | 2 | +3 |
| Ungültige Stimmen | 7 | 12 | -5 |
| Gültige Stimmen | 728 | 646 | +82 |

| | | | | | | | | |
|-------------------|------------|------------|--------------|------------|--------------|------------|---------------|-----------------|
| In Prozent | 27,75% | 13,32% | 32,83% | 5,77% | 4,12% | 8,38% | 1,92% | 5,91% |
| Stimmen | 202 | 97 | 239 | 42 | 30 | 61 | 14 | 43 |
| Partei | CDU | SPD | GRÜNE | AfD | LINKE | FDP | PARTEI | Sonstige |

| | | | | | | | | |
|---------------------------|------------|------------|--------------|------------|--------------|------------|---------------|-----------------|
| Gewinn In Prozent | | | +15,65% | +0,51% | +1,49% | +2,50% | +0,84% | +1,27% |
| Verlust In Prozent | -6,46% | -15,78% | | | | | | |
| Partei | CDU | SPD | GRÜNE | AfD | LINKE | FDP | PARTEI | Sonstige |

| Partei | EW 2019 Stimmen | EW 2019 Prozent | EW 2014 Stimmen | EW 2014 Prozent | Differenz Stimmen | Differenz In Prozent |
|---------------------|--------------------|--------------------|--------------------|--------------------|----------------------|-------------------------|
| CDU | 202 | 27,75% | 221 | 34,21% | -19 | -6,46% |
| SPD | 97 | 13,32% | 188 | 29,10% | -91 | -15,78% |
| GRÜNE | 239 | 32,83% | 111 | 17,18% | +128 | +15,65% |
| AfD | 42 | 5,77% | 34 | 5,26% | +8 | +0,51% |
| DIE LINKE | 30 | 4,12% | 17 | 2,63% | +13 | +1,49% |
| FDP | 61 | 8,38% | 38 | 5,88% | +23 | +2,50% |
| PIRATEN | 3 | 0,41% | 10 | 1,55% | -7 | -1,14% |
| Tierschutzpartei | 5 | 0,69% | 9 | 1,39% | -4 | -0,70% |
| NPD | 0 | 0,00% | 0 | 0,00% | 0 | 0,00% |
| Die PARTEI | 14 | 1,92% | 7 | 1,08% | +7 | +0,84% |
| FAMILIE | 6 | 0,82% | 3 | 0,46% | +3 | +0,36% |
| FREIE WÄHLER | 3 | 0,41% | 1 | 0,15% | +2 | +0,26% |
| Volksabstimmung | 0 | 0,00% | 0 | 0,00% | 0 | 0,00% |
| ÖDP | 1 | 0,14% | 2 | 0,31% | -1 | -0,17% |
| DKP | 0 | 0,00% | 0 | 0,00% | 0 | 0,00% |
| MLPD | 0 | 0,00% | 0 | 0,00% | 0 | 0,00% |
| BP | 0 | 0,00% | 0 | 0,00% | 0 | 0,00% |
| SGP | 0 | 0,00% | 0 | 0,00% | 0 | 0,00% |
| TIERSCHUTZ hier! | 1 | 0,14% | -/- | -/- | +1 | +0,14% |
| Tierschutzallianz | 0 | 0,00% | -/- | -/- | 0 | 0,00% |
| Bündnis C | 0 | 0,00% | -/- | -/- | 0 | 0,00% |
| BIG | 1 | 0,14% | -/- | -/- | +1 | +0,14% |
| BGE | 2 | 0,27% | -/- | -/- | +2 | +0,27% |
| DIE DIREKTE! | 1 | 0,14% | -/- | -/- | +1 | +0,14% |
| DiEM25 | 4 | 0,55% | -/- | -/- | +4 | +0,55% |
| III. Weg | 0 | 0,00% | -/- | -/- | 0 | 0,00% |
| Die Grauen | 2 | 0,27% | -/- | -/- | +2 | +0,27% |
| DIE RECHTE | 0 | 0,00% | -/- | -/- | 0 | 0,00% |
| DIE VIOLETTEN | 0 | 0,00% | -/- | -/- | 0 | 0,00% |
| LIEBE | 1 | 0,14% | -/- | -/- | +1 | +0,14% |
| DIE FRAUEN | 0 | 0,00% | -/- | -/- | 0 | 0,00% |
| Graue Panther | 0 | 0,00% | -/- | -/- | 0 | 0,00% |
| LKR | 1 | 0,14% | -/- | -/- | +1 | +0,14% |
| MENSCHLICHE WELT | 0 | 0,00% | -/- | -/- | 0 | 0,00% |
| NL | 1 | 0,14% | -/- | -/- | +1 | +0,14% |

| Partei | EW 2019 Stimmen | EW 2019 Prozent | EW 2014 Stimmen | EW 2014 Prozent | Differenz Stimmen | Differenz In Prozent |
|---------------------------------|--------------------|--------------------|--------------------|--------------------|----------------------|-------------------------|
| ÖkoLinX | 0 | 0,00% | -/- | -/- | 0 | 0,00% |
| Die Humanisten | 1 | 0,14% | -/- | -/- | +1 | +0,14% |
| PARTEI FÜR DIE TIERE | 3 | 0,41% | -/- | -/- | +3 | +0,41% |
| Gesundheitsforschung | 0 | 0,00% | -/- | -/- | 0 | 0,00% |
| Volt | 7 | 0,96% | -/- | -/- | +7 | +0,96% |
| AUF | -/- | -/- | 2 | 0,31% | -2 | -0,31% |
| BüSo | -/- | -/- | 0 | 0,00% | 0 | 0,00% |
| CM | -/- | -/- | 0 | 0,00% | 0 | 0,00% |
| REP | -/- | -/- | 0 | 0,00% | 0 | 0,00% |
| PBC | -/- | -/- | 1 | 0,15% | -1 | -0,15% |
| PRO NRW | -/- | -/- | 2 | 0,31% | -2 | -0,31% |

38.5 Stephanusschule

| | EW 2019 | EW 2014 | Differenz |
|-----------------------------------|---------------|---------------|----------------|
| Wahlbeteiligung | 52,19% | 41,35% | +10,84% |
| Wahlberechtigte insgesamt | 1.375 | 1.386 | -11 |
| Wahlberechtigte ohne Sperrvermerk | 1.098 | 1.139 | -41 |
| Wahlberechtigte mit Sperrvermerk | 277 | 247 | +30 |
| Wahlberechtigte § 24 Abs. 2 EuWO | 0 | 0 | 0 |
| Wähler insgesamt | 573 | 471 | +102 |
| Wähler mit Wahlschein | 2 | 0 | +2 |
| Ungültige Stimmen | 3 | 4 | -1 |
| Gültige Stimmen | 570 | 467 | +103 |

| | | | | | | | | |
|-------------------|------------|------------|--------------|------------|--------------|------------|--------------|-----------------|
| In Prozent | 23,86% | 16,84% | 28,07% | 8,25% | 2,81% | 9,82% | 1,23% | 9,12% |
| Stimmen | 136 | 96 | 160 | 47 | 16 | 56 | 7 | 52 |
| Partei | CDU | SPD | GRÜNE | AfD | LINKE | FDP | Tiers | Sonstige |

| | | | | | | | | |
|---------------------------|------------|------------|--------------|------------|--------------|------------|--------------|-----------------|
| Gewinn In Prozent | | | +15,22% | +2,68% | | +0,61% | | +5,05% |
| Verlust In Prozent | -7,62% | -12,71% | | | -3,19% | | -0,05% | |
| Partei | CDU | SPD | GRÜNE | AfD | LINKE | FDP | Tiers | Sonstige |

| Partei | EW 2019 Stimmen | EW 2019 Prozent | EW 2014 Stimmen | EW 2014 Prozent | Differenz Stimmen | Differenz In Prozent |
|---------------------|--------------------|--------------------|--------------------|--------------------|----------------------|-------------------------|
| CDU | 136 | 23,86% | 147 | 31,48% | -11 | -7,62% |
| SPD | 96 | 16,84% | 138 | 29,55% | -42 | -12,71% |
| GRÜNE | 160 | 28,07% | 60 | 12,85% | +100 | +15,22% |
| AfD | 47 | 8,25% | 26 | 5,57% | +21 | +2,68% |
| DIE LINKE | 16 | 2,81% | 28 | 6,00% | -12 | -3,19% |
| FDP | 56 | 9,82% | 43 | 9,21% | +13 | +0,61% |
| PIRATEN | 3 | 0,53% | 7 | 1,50% | -4 | -0,97% |
| Tierschutzpartei | 7 | 1,23% | 6 | 1,28% | +1 | -0,05% |
| NPD | 0 | 0,00% | 2 | 0,43% | -2 | -0,43% |
| Die PARTEI | 7 | 1,23% | 3 | 0,64% | +4 | +0,59% |
| FAMILIE | 4 | 0,70% | 1 | 0,21% | +3 | +0,49% |
| FREIE WÄHLER | 4 | 0,70% | 0 | 0,00% | +4 | +0,70% |
| Volksabstimmung | 1 | 0,18% | 0 | 0,00% | +1 | +0,18% |
| ÖDP | 4 | 0,70% | 1 | 0,21% | +3 | +0,49% |
| DKP | 0 | 0,00% | 2 | 0,43% | -2 | -0,43% |
| MLPD | 0 | 0,00% | 0 | 0,00% | 0 | 0,00% |
| BP | 1 | 0,18% | 0 | 0,00% | +1 | +0,18% |
| SGP | 0 | 0,00% | 1 | 0,21% | -1 | -0,21% |
| TIERSCHUTZ hier! | 1 | 0,18% | -/- | -/- | +1 | +0,18% |
| Tierschutzallianz | 1 | 0,18% | -/- | -/- | +1 | +0,18% |
| Bündnis C | 0 | 0,00% | -/- | -/- | 0 | 0,00% |
| BIG | 7 | 1,23% | -/- | -/- | +7 | +1,23% |
| BGE | 1 | 0,18% | -/- | -/- | +1 | +0,18% |
| DIE DIREKTE! | 1 | 0,18% | -/- | -/- | +1 | +0,18% |
| DiEM25 | 2 | 0,35% | -/- | -/- | +2 | +0,35% |
| III. Weg | 0 | 0,00% | -/- | -/- | 0 | 0,00% |
| Die Grauen | 3 | 0,53% | -/- | -/- | +3 | +0,53% |
| DIE RECHTE | 0 | 0,00% | -/- | -/- | 0 | 0,00% |
| DIE VIOLETTEN | 0 | 0,00% | -/- | -/- | 0 | 0,00% |
| LIEBE | 1 | 0,18% | -/- | -/- | +1 | +0,18% |
| DIE FRAUEN | 0 | 0,00% | -/- | -/- | 0 | 0,00% |
| Graue Panther | 4 | 0,70% | -/- | -/- | +4 | +0,70% |
| LKR | 0 | 0,00% | -/- | -/- | 0 | 0,00% |
| MENSCHLICHE WELT | 1 | 0,18% | -/- | -/- | +1 | +0,18% |
| NL | 0 | 0,00% | -/- | -/- | 0 | 0,00% |

| Partei | EW 2019 Stimmen | EW 2019 Prozent | EW 2014 Stimmen | EW 2014 Prozent | Differenz Stimmen | Differenz In Prozent |
|---------------------------------|--------------------|--------------------|--------------------|--------------------|----------------------|-------------------------|
| ÖkoLinX | 1 | 0,18% | -/- | -/- | +1 | +0,18% |
| Die Humanisten | 0 | 0,00% | -/- | -/- | 0 | 0,00% |
| PARTEI FÜR DIE TIERE | 0 | 0,00% | -/- | -/- | 0 | 0,00% |
| Gesundheitsforschung | 2 | 0,35% | -/- | -/- | +2 | +0,35% |
| Volt | 3 | 0,53% | -/- | -/- | +3 | +0,53% |
| AUF | -/- | -/- | 0 | 0,00% | 0 | 0,00% |
| BüSo | -/- | -/- | 0 | 0,00% | 0 | 0,00% |
| CM | -/- | -/- | 0 | 0,00% | 0 | 0,00% |
| REP | -/- | -/- | 1 | 0,21% | -1 | -0,21% |
| PBC | -/- | -/- | 1 | 0,21% | -1 | -0,21% |
| PRO NRW | -/- | -/- | 0 | 0,00% | 0 | 0,00% |

38.9 Briefwahlbezirk 38

| | EW 2019 | EW 2014 | Differenz |
|-----------------------|---------|---------|-----------|
| Wähler mit Wahrschein | 1.275 | 990 | +285 |
| Ungültige Stimmen | 5 | 16 | -11 |
| Gültige Stimmen | 1.270 | 974 | +296 |

| | | | | | | | | |
|-------------------|------------|------------|--------------|------------|--------------|------------|--------------|-----------------|
| In Prozent | 33,15% | 17,87% | 24,57% | 3,54% | 2,76% | 10,31% | 1,81% | 5,98% |
| Stimmen | 421 | 227 | 312 | 45 | 35 | 131 | 23 | 76 |
| Partei | CDU | SPD | GRÜNE | AfD | LINKE | FDP | Tiers | Sonstige |

| | | | | | | | | |
|---------------------------|------------|------------|--------------|------------|--------------|------------|--------------|-----------------|
| Gewinn In Prozent | | | +15,95% | | | +1,58% | +0,17% | +2,08% |
| Verlust In Prozent | -8,43% | -8,52% | | -2,62% | -0,22% | | | |
| Partei | CDU | SPD | GRÜNE | AfD | LINKE | FDP | Tiers | Sonstige |

| Partei | EW 2019 Stimmen | EW 2019 Prozent | EW 2014 Stimmen | EW 2014 Prozent | Differenz Stimmen | Differenz In Prozent |
|---------------------|--------------------|--------------------|--------------------|--------------------|----------------------|-------------------------|
| CDU | 421 | 33,15% | 405 | 41,58% | +16 | -8,43% |
| SPD | 227 | 17,87% | 257 | 26,39% | -30 | -8,52% |
| GRÜNE | 312 | 24,57% | 84 | 8,62% | +228 | +15,95% |
| AfD | 45 | 3,54% | 60 | 6,16% | -15 | -2,62% |
| DIE LINKE | 35 | 2,76% | 29 | 2,98% | +6 | -0,22% |
| FDP | 131 | 10,31% | 85 | 8,73% | +46 | +1,58% |
| PIRATEN | 9 | 0,71% | 15 | 1,54% | -6 | -0,83% |
| Tierschutzpartei | 23 | 1,81% | 16 | 1,64% | +7 | +0,17% |
| NPD | 1 | 0,08% | 2 | 0,21% | -1 | -0,13% |
| Die PARTEI | 13 | 1,02% | 6 | 0,62% | +7 | +0,40% |
| FAMILIE | 4 | 0,31% | 4 | 0,41% | 0 | -0,10% |
| FREIE WÄHLER | 9 | 0,71% | 2 | 0,21% | +7 | +0,50% |
| Volksabstimmung | 1 | 0,08% | 3 | 0,31% | -2 | -0,23% |
| ÖDP | 4 | 0,31% | 1 | 0,10% | +3 | +0,21% |
| DKP | 0 | 0,00% | 0 | 0,00% | 0 | 0,00% |
| MLPD | 0 | 0,00% | 0 | 0,00% | 0 | 0,00% |
| BP | 6 | 0,47% | 0 | 0,00% | +6 | +0,47% |
| SGP | 0 | 0,00% | 0 | 0,00% | 0 | 0,00% |
| TIERSCHUTZ hier! | 1 | 0,08% | -/- | -/- | +1 | +0,08% |
| Tierschutzallianz | 1 | 0,08% | -/- | -/- | +1 | +0,08% |
| Bündnis C | 1 | 0,08% | -/- | -/- | +1 | +0,08% |
| BIG | 1 | 0,08% | -/- | -/- | +1 | +0,08% |
| BGE | 2 | 0,16% | -/- | -/- | +2 | +0,16% |
| DIE DIREKTE! | 0 | 0,00% | -/- | -/- | 0 | 0,00% |
| DiEM25 | 3 | 0,24% | -/- | -/- | +3 | +0,24% |
| III. Weg | 0 | 0,00% | -/- | -/- | 0 | 0,00% |
| Die Grauen | 1 | 0,08% | -/- | -/- | +1 | +0,08% |
| DIE RECHTE | 0 | 0,00% | -/- | -/- | 0 | 0,00% |
| DIE VIOLETTEN | 2 | 0,16% | -/- | -/- | +2 | +0,16% |
| LIEBE | 0 | 0,00% | -/- | -/- | 0 | 0,00% |
| DIE FRAUEN | 1 | 0,08% | -/- | -/- | +1 | +0,08% |
| Graue Panther | 1 | 0,08% | -/- | -/- | +1 | +0,08% |
| LKR | 0 | 0,00% | -/- | -/- | 0 | 0,00% |
| MENSCHLICHE WELT | 1 | 0,08% | -/- | -/- | +1 | +0,08% |
| NL | 1 | 0,08% | -/- | -/- | +1 | +0,08% |

| Partei | EW 2019 Stimmen | EW 2019 Prozent | EW 2014 Stimmen | EW 2014 Prozent | Differenz Stimmen | Differenz In Prozent |
|---------------------------------|--------------------|--------------------|--------------------|--------------------|----------------------|-------------------------|
| ÖkoLinX | 0 | 0,00% | -/- | -/- | 0 | 0,00% |
| Die Humanisten | 0 | 0,00% | -/- | -/- | 0 | 0,00% |
| PARTEI FÜR DIE TIERE | 1 | 0,08% | -/- | -/- | +1 | +0,08% |
| Gesundheitsforschung | 4 | 0,31% | -/- | -/- | +4 | +0,31% |
| Volt | 8 | 0,63% | -/- | -/- | +8 | +0,63% |
| AUF | -/- | -/- | 0 | 0,00% | 0 | 0,00% |
| BüSo | -/- | -/- | 0 | 0,00% | 0 | 0,00% |
| CM | -/- | -/- | 0 | 0,00% | 0 | 0,00% |
| REP | -/- | -/- | 2 | 0,21% | -2 | -0,21% |
| PBC | -/- | -/- | 0 | 0,00% | 0 | 0,00% |
| PRO NRW | -/- | -/- | 3 | 0,31% | -3 | -0,31% |

39.1 Grundschule an der Burg

| | EW 2019 | EW 2014 | Differenz |
|-----------------------------------|---------------|---------------|----------------|
| Wahlbeteiligung | 57,32% | 45,10% | +12,22% |
| Wahlberechtigte insgesamt | 1.631 | 1.555 | +76 |
| Wahlberechtigte ohne Sperrvermerk | 1.270 | 1.286 | -16 |
| Wahlberechtigte mit Sperrvermerk | 361 | 269 | +92 |
| Wahlberechtigte § 24 Abs. 2 EuWO | 0 | 0 | 0 |
| Wähler insgesamt | 728 | 580 | +148 |
| Wähler mit Wahlschein | 1 | 0 | +1 |
| Ungültige Stimmen | 5 | 7 | -2 |
| Gültige Stimmen | 723 | 573 | +150 |

| | | | | | | | | |
|-------------------|------------|------------|--------------|------------|--------------|------------|---------------|-----------------|
| In Prozent | 28,08% | 16,87% | 28,49% | 4,56% | 3,18% | 8,16% | 1,94% | 8,71% |
| Stimmen | 203 | 122 | 206 | 33 | 23 | 59 | 14 | 63 |
| Partei | CDU | SPD | GRÜNE | AfD | LINKE | FDP | PARTEI | Sonstige |

| | | | | | | | | |
|---------------------------|------------|------------|--------------|------------|--------------|------------|---------------|-----------------|
| Gewinn In Prozent | | | +16,97% | +0,55% | +0,04% | +0,83% | +1,42% | +3,47% |
| Verlust In Prozent | -8,39% | -14,89% | | | | | | |
| Partei | CDU | SPD | GRÜNE | AfD | LINKE | FDP | PARTEI | Sonstige |

| Partei | EW 2019 Stimmen | EW 2019 Prozent | EW 2014 Stimmen | EW 2014 Prozent | Differenz Stimmen | Differenz In Prozent |
|---------------------|--------------------|--------------------|--------------------|--------------------|----------------------|-------------------------|
| CDU | 203 | 28,08% | 209 | 36,47% | -6 | -8,39% |
| SPD | 122 | 16,87% | 182 | 31,76% | -60 | -14,89% |
| GRÜNE | 206 | 28,49% | 66 | 11,52% | +140 | +16,97% |
| AfD | 33 | 4,56% | 23 | 4,01% | +10 | +0,55% |
| DIE LINKE | 23 | 3,18% | 18 | 3,14% | +5 | +0,04% |
| FDP | 59 | 8,16% | 42 | 7,33% | +17 | +0,83% |
| PIRATEN | 4 | 0,55% | 8 | 1,40% | -4 | -0,85% |
| Tierschutzpartei | 8 | 1,11% | 5 | 0,87% | +3 | +0,24% |
| NPD | 2 | 0,28% | 4 | 0,70% | -2 | -0,42% |
| Die PARTEI | 14 | 1,94% | 3 | 0,52% | +11 | +1,42% |
| FAMILIE | 8 | 1,11% | 4 | 0,70% | +4 | +0,41% |
| FREIE WÄHLER | 9 | 1,24% | 2 | 0,35% | +7 | +0,89% |
| Volksabstimmung | 0 | 0,00% | 2 | 0,35% | -2 | -0,35% |
| ÖDP | 5 | 0,69% | 1 | 0,17% | +4 | +0,52% |
| DKP | 0 | 0,00% | 0 | 0,00% | 0 | 0,00% |
| MLPD | 0 | 0,00% | 0 | 0,00% | 0 | 0,00% |
| BP | 0 | 0,00% | 1 | 0,17% | -1 | -0,17% |
| SGP | 0 | 0,00% | 0 | 0,00% | 0 | 0,00% |
| TIERSCHUTZ hier! | 1 | 0,14% | -/- | -/- | +1 | +0,14% |
| Tierschutzallianz | 2 | 0,28% | -/- | -/- | +2 | +0,28% |
| Bündnis C | 0 | 0,00% | -/- | -/- | 0 | 0,00% |
| BIG | 3 | 0,41% | -/- | -/- | +3 | +0,41% |
| BGE | 0 | 0,00% | -/- | -/- | 0 | 0,00% |
| DIE DIREKTE! | 1 | 0,14% | -/- | -/- | +1 | +0,14% |
| DiEM25 | 2 | 0,28% | -/- | -/- | +2 | +0,28% |
| III. Weg | 0 | 0,00% | -/- | -/- | 0 | 0,00% |
| Die Grauen | 0 | 0,00% | -/- | -/- | 0 | 0,00% |
| DIE RECHTE | 1 | 0,14% | -/- | -/- | +1 | +0,14% |
| DIE VIOLETTEN | 0 | 0,00% | -/- | -/- | 0 | 0,00% |
| LIEBE | 0 | 0,00% | -/- | -/- | 0 | 0,00% |
| DIE FRAUEN | 1 | 0,14% | -/- | -/- | +1 | +0,14% |
| Graue Panther | 1 | 0,14% | -/- | -/- | +1 | +0,14% |
| LKR | 0 | 0,00% | -/- | -/- | 0 | 0,00% |
| MENSCHLICHE WELT | 0 | 0,00% | -/- | -/- | 0 | 0,00% |
| NL | 0 | 0,00% | -/- | -/- | 0 | 0,00% |

| Partei | EW 2019 Stimmen | EW 2019 Prozent | EW 2014 Stimmen | EW 2014 Prozent | Differenz Stimmen | Differenz In Prozent |
|---------------------------------|--------------------|--------------------|--------------------|--------------------|----------------------|-------------------------|
| ÖkoLinX | 2 | 0,28% | -/- | -/- | +2 | +0,28% |
| Die Humanisten | 0 | 0,00% | -/- | -/- | 0 | 0,00% |
| PARTEI FÜR DIE TIERE | 0 | 0,00% | -/- | -/- | 0 | 0,00% |
| Gesundheitsforschung | 1 | 0,14% | -/- | -/- | +1 | +0,14% |
| Volt | 12 | 1,66% | -/- | -/- | +12 | +1,66% |
| AUF | -/- | -/- | 1 | 0,17% | -1 | -0,17% |
| BüSo | -/- | -/- | 0 | 0,00% | 0 | 0,00% |
| CM | -/- | -/- | 0 | 0,00% | 0 | 0,00% |
| REP | -/- | -/- | 1 | 0,17% | -1 | -0,17% |
| PBC | -/- | -/- | 0 | 0,00% | 0 | 0,00% |
| PRO NRW | -/- | -/- | 1 | 0,17% | -1 | -0,17% |

39.2 Gem.-Grundschule

| | EW 2019 | EW 2014 | Differenz |
|-----------------------------------|---------------|---------------|----------------|
| Wahlbeteiligung | 51,45% | 38,76% | +12,69% |
| Wahlberechtigte insgesamt | 1.393 | 1.435 | -42 |
| Wahlberechtigte ohne Sperrvermerk | 1.139 | 1.241 | -102 |
| Wahlberechtigte mit Sperrvermerk | 254 | 194 | +60 |
| Wahlberechtigte § 24 Abs. 2 EuWO | 0 | 0 | 0 |
| Wähler insgesamt | 586 | 481 | +105 |
| Wähler mit Wahlschein | 0 | 0 | 0 |
| Ungültige Stimmen | 2 | 3 | -1 |
| Gültige Stimmen | 584 | 478 | +106 |

| | | | | | | | | |
|-------------------|------------|------------|--------------|------------|--------------|------------|---------------|-----------------|
| In Prozent | 26,20% | 14,04% | 31,34% | 7,02% | 4,45% | 7,71% | 3,42% | 5,82% |
| Stimmen | 153 | 82 | 183 | 41 | 26 | 45 | 20 | 34 |
| Partei | CDU | SPD | GRÜNE | AfD | LINKE | FDP | PARTEI | Sonstige |

| | | | | | | | | |
|---------------------------|------------|------------|--------------|------------|--------------|------------|---------------|-----------------|
| Gewinn In Prozent | | | +19,62% | +4,51% | | +2,90% | +3,42% | +1,64% |
| Verlust In Prozent | -12,71% | -19,01% | | | -0,36% | | | |
| Partei | CDU | SPD | GRÜNE | AfD | LINKE | FDP | PARTEI | Sonstige |

| Partei | EW 2019 Stimmen | EW 2019 Prozent | EW 2014 Stimmen | EW 2014 Prozent | Differenz Stimmen | Differenz In Prozent |
|--------------------------|--------------------|--------------------|--------------------|--------------------|----------------------|-------------------------|
| CDU | 153 | 26,20% | 186 | 38,91% | -33 | -12,71% |
| SPD | 82 | 14,04% | 158 | 33,05% | -76 | -19,01% |
| GRÜNE | 183 | 31,34% | 56 | 11,72% | +127 | +19,62% |
| AfD | 41 | 7,02% | 12 | 2,51% | +29 | +4,51% |
| DIE LINKE | 26 | 4,45% | 23 | 4,81% | +3 | -0,36% |
| FDP | 45 | 7,71% | 23 | 4,81% | +22 | +2,90% |
| PIRATEN | 2 | 0,34% | 10 | 2,09% | -8 | -1,75% |
| Tierschutzpartei | 8 | 1,37% | 4 | 0,84% | +4 | +0,53% |
| NPD | 0 | 0,00% | 1 | 0,21% | -1 | -0,21% |
| Die PARTEI | 20 | 3,42% | 0 | 0,00% | +20 | +3,42% |
| FAMILIE | 5 | 0,86% | 1 | 0,21% | +4 | +0,65% |
| FREIE WÄHLER | 0 | 0,00% | 0 | 0,00% | 0 | 0,00% |
| Volksabstimmung | 0 | 0,00% | 0 | 0,00% | 0 | 0,00% |
| ÖDP | 1 | 0,17% | 0 | 0,00% | +1 | +0,17% |
| DKP | 0 | 0,00% | 0 | 0,00% | 0 | 0,00% |
| MLPD | 1 | 0,17% | 0 | 0,00% | +1 | +0,17% |
| BP | 0 | 0,00% | 0 | 0,00% | 0 | 0,00% |
| SGP | 0 | 0,00% | 0 | 0,00% | 0 | 0,00% |
| TIERSCHUTZ hier! | 3 | 0,51% | -/- | -/- | +3 | +0,51% |
| Tierschutzallianz | 0 | 0,00% | -/- | -/- | 0 | 0,00% |
| Bündnis C | 0 | 0,00% | -/- | -/- | 0 | 0,00% |
| BIG | 1 | 0,17% | -/- | -/- | +1 | +0,17% |
| BGE | 0 | 0,00% | -/- | -/- | 0 | 0,00% |
| DIE DIREKTE! | 2 | 0,34% | -/- | -/- | +2 | +0,34% |
| DiEM25 | 0 | 0,00% | -/- | -/- | 0 | 0,00% |
| III. Weg | 0 | 0,00% | -/- | -/- | 0 | 0,00% |
| Die Grauen | 1 | 0,17% | -/- | -/- | +1 | +0,17% |
| DIE RECHTE | 0 | 0,00% | -/- | -/- | 0 | 0,00% |
| DIE VIOLETTEN | 0 | 0,00% | -/- | -/- | 0 | 0,00% |
| LIEBE | 0 | 0,00% | -/- | -/- | 0 | 0,00% |
| DIE FRAUEN | 1 | 0,17% | -/- | -/- | +1 | +0,17% |
| Graue Panther | 0 | 0,00% | -/- | -/- | 0 | 0,00% |
| LKR | 0 | 0,00% | -/- | -/- | 0 | 0,00% |
| MENSCHLICHE WELT | 0 | 0,00% | -/- | -/- | 0 | 0,00% |
| NL | 0 | 0,00% | -/- | -/- | 0 | 0,00% |

| Partei | EW 2019 Stimmen | EW 2019 Prozent | EW 2014 Stimmen | EW 2014 Prozent | Differenz Stimmen | Differenz In Prozent |
|---------------------------------|--------------------|--------------------|--------------------|--------------------|----------------------|-------------------------|
| ÖkoLinX | 0 | 0,00% | -/- | -/- | 0 | 0,00% |
| Die Humanisten | 3 | 0,51% | -/- | -/- | +3 | +0,51% |
| PARTEI FÜR DIE TIERE | 3 | 0,51% | -/- | -/- | +3 | +0,51% |
| Gesundheitsforschung | 0 | 0,00% | -/- | -/- | 0 | 0,00% |
| Volt | 3 | 0,51% | -/- | -/- | +3 | +0,51% |
| AUF | -/- | -/- | 0 | 0,00% | 0 | 0,00% |
| BüSo | -/- | -/- | 0 | 0,00% | 0 | 0,00% |
| CM | -/- | -/- | 0 | 0,00% | 0 | 0,00% |
| REP | -/- | -/- | 1 | 0,21% | -1 | -0,21% |
| PBC | -/- | -/- | 1 | 0,21% | -1 | -0,21% |
| PRO NRW | -/- | -/- | 2 | 0,42% | -2 | -0,42% |

39.4 Grundschule an der Burg

| | EW 2019 | EW 2014 | Differenz |
|-----------------------------------|---------------|---------------|---------------|
| Wahlbeteiligung | 58,71% | 51,07% | +7,64% |
| Wahlberechtigte insgesamt | 1.771 | 1.716 | +55 |
| Wahlberechtigte ohne Sperrvermerk | 1.400 | 1.445 | -45 |
| Wahlberechtigte mit Sperrvermerk | 371 | 271 | +100 |
| Wahlberechtigte § 24 Abs. 2 EuWO | 0 | 0 | 0 |
| Wähler insgesamt | 822 | 738 | +84 |
| Wähler mit Wahlschein | 8 | 0 | +8 |
| Ungültige Stimmen | 4 | 7 | -3 |
| Gültige Stimmen | 818 | 731 | +87 |

| | | | | | | | | |
|-------------------|------------|------------|--------------|------------|--------------|------------|---------------|-----------------|
| In Prozent | 28,73% | 15,89% | 29,22% | 5,13% | 4,89% | 6,97% | 2,08% | 7,09% |
| Stimmen | 235 | 130 | 239 | 42 | 40 | 57 | 17 | 58 |
| Partei | CDU | SPD | GRÜNE | AfD | LINKE | FDP | PARTEI | Sonstige |

| | | | | | | | | |
|---------------------------|------------|------------|--------------|------------|--------------|------------|---------------|-----------------|
| Gewinn In Prozent | | | +15,27% | | +1,20% | +1,77% | +0,71% | +2,17% |
| Verlust In Prozent | -11,90% | -8,60% | | -0,62% | | | | |
| Partei | CDU | SPD | GRÜNE | AfD | LINKE | FDP | PARTEI | Sonstige |

| Partei | EW 2019 Stimmen | EW 2019 Prozent | EW 2014 Stimmen | EW 2014 Prozent | Differenz Stimmen | Differenz In Prozent |
|--------------------------|--------------------|--------------------|--------------------|--------------------|----------------------|-------------------------|
| CDU | 235 | 28,73% | 297 | 40,63% | -62 | -11,90% |
| SPD | 130 | 15,89% | 179 | 24,49% | -49 | -8,60% |
| GRÜNE | 239 | 29,22% | 102 | 13,95% | +137 | +15,27% |
| AfD | 42 | 5,13% | 42 | 5,75% | 0 | -0,62% |
| DIE LINKE | 40 | 4,89% | 27 | 3,69% | +13 | +1,20% |
| FDP | 57 | 6,97% | 38 | 5,20% | +19 | +1,77% |
| PIRATEN | 6 | 0,73% | 14 | 1,92% | -8 | -1,19% |
| Tierschutzpartei | 6 | 0,73% | 6 | 0,82% | 0 | -0,09% |
| NPD | 0 | 0,00% | 2 | 0,27% | -2 | -0,27% |
| Die PARTEI | 17 | 2,08% | 10 | 1,37% | +7 | +0,71% |
| FAMILIE | 8 | 0,98% | 2 | 0,27% | +6 | +0,71% |
| FREIE WÄHLER | 1 | 0,12% | 0 | 0,00% | +1 | +0,12% |
| Volksabstimmung | 1 | 0,12% | 0 | 0,00% | +1 | +0,12% |
| ÖDP | 2 | 0,24% | 3 | 0,41% | -1 | -0,17% |
| DKP | 0 | 0,00% | 0 | 0,00% | 0 | 0,00% |
| MLPD | 1 | 0,12% | 1 | 0,14% | 0 | -0,02% |
| BP | 1 | 0,12% | 1 | 0,14% | 0 | -0,02% |
| SGP | 1 | 0,12% | 1 | 0,14% | 0 | -0,02% |
| TIERSCHUTZ hier! | 2 | 0,24% | -/- | -/- | +2 | +0,24% |
| Tierschutzallianz | 1 | 0,12% | -/- | -/- | +1 | +0,12% |
| Bündnis C | 0 | 0,00% | -/- | -/- | 0 | 0,00% |
| BIG | 0 | 0,00% | -/- | -/- | 0 | 0,00% |
| BGE | 1 | 0,12% | -/- | -/- | +1 | +0,12% |
| DIE DIREKTE! | 0 | 0,00% | -/- | -/- | 0 | 0,00% |
| DiEM25 | 4 | 0,49% | -/- | -/- | +4 | +0,49% |
| III. Weg | 0 | 0,00% | -/- | -/- | 0 | 0,00% |
| Die Grauen | 1 | 0,12% | -/- | -/- | +1 | +0,12% |
| DIE RECHTE | 0 | 0,00% | -/- | -/- | 0 | 0,00% |
| DIE VIOLETTEN | 4 | 0,49% | -/- | -/- | +4 | +0,49% |
| LIEBE | 2 | 0,24% | -/- | -/- | +2 | +0,24% |
| DIE FRAUEN | 0 | 0,00% | -/- | -/- | 0 | 0,00% |
| Graue Panther | 0 | 0,00% | -/- | -/- | 0 | 0,00% |
| LKR | 2 | 0,24% | -/- | -/- | +2 | +0,24% |
| MENSCHLICHE WELT | 1 | 0,12% | -/- | -/- | +1 | +0,12% |
| NL | 0 | 0,00% | -/- | -/- | 0 | 0,00% |

| Partei | EW 2019 Stimmen | EW 2019 Prozent | EW 2014 Stimmen | EW 2014 Prozent | Differenz Stimmen | Differenz In Prozent |
|---------------------------------|--------------------|--------------------|--------------------|--------------------|----------------------|-------------------------|
| ÖkoLinX | 0 | 0,00% | -/- | -/- | 0 | 0,00% |
| Die Humanisten | 1 | 0,12% | -/- | -/- | +1 | +0,12% |
| PARTEI FÜR DIE TIERE | 0 | 0,00% | -/- | -/- | 0 | 0,00% |
| Gesundheitsforschung | 2 | 0,24% | -/- | -/- | +2 | +0,24% |
| Volt | 10 | 1,22% | -/- | -/- | +10 | +1,22% |
| AUF | -/- | -/- | 0 | 0,00% | 0 | 0,00% |
| BüSo | -/- | -/- | 0 | 0,00% | 0 | 0,00% |
| CM | -/- | -/- | 1 | 0,14% | -1 | -0,14% |
| REP | -/- | -/- | 1 | 0,14% | -1 | -0,14% |
| PBC | -/- | -/- | 0 | 0,00% | 0 | 0,00% |
| PRO NRW | -/- | -/- | 4 | 0,55% | -4 | -0,55% |

39.5 Gem.-Grundschule

| | EW 2019 | EW 2014 | Differenz |
|-----------------------------------|---------------|---------------|----------------|
| Wahlbeteiligung | 56,05% | 43,89% | +12,16% |
| Wahlberechtigte insgesamt | 1.322 | 1.347 | -25 |
| Wahlberechtigte ohne Sperrvermerk | 1.124 | 1.187 | -63 |
| Wahlberechtigte mit Sperrvermerk | 198 | 160 | +38 |
| Wahlberechtigte § 24 Abs. 2 EuWO | 0 | 0 | 0 |
| Wähler insgesamt | 630 | 521 | +109 |
| Wähler mit Wahlschein | 3 | 0 | +3 |
| Ungültige Stimmen | 8 | 9 | -1 |
| Gültige Stimmen | 622 | 512 | +110 |

| | | | | | | | | |
|-------------------|------------|------------|--------------|------------|--------------|------------|--------------|-----------------|
| In Prozent | 22,35% | 17,52% | 28,94% | 9,00% | 5,31% | 8,20% | 2,73% | 5,95% |
| Stimmen | 139 | 109 | 180 | 56 | 33 | 51 | 17 | 37 |
| Partei | CDU | SPD | GRÜNE | AfD | LINKE | FDP | Tiers | Sonstige |

| | | | | | | | | |
|---------------------------|------------|------------|--------------|------------|--------------|------------|--------------|-----------------|
| Gewinn In Prozent | | | +19,56% | +1,38% | | +3,71% | +1,75% | |
| Verlust In Prozent | -11,44% | -12,95% | | | -0,74% | | | -1,28% |
| Partei | CDU | SPD | GRÜNE | AfD | LINKE | FDP | Tiers | Sonstige |

| Partei | EW 2019 Stimmen | EW 2019 Prozent | EW 2014 Stimmen | EW 2014 Prozent | Differenz Stimmen | Differenz In Prozent |
|---------------------|--------------------|--------------------|--------------------|--------------------|----------------------|-------------------------|
| CDU | 139 | 22,35% | 173 | 33,79% | -34 | -11,44% |
| SPD | 109 | 17,52% | 156 | 30,47% | -47 | -12,95% |
| GRÜNE | 180 | 28,94% | 48 | 9,38% | +132 | +19,56% |
| AfD | 56 | 9,00% | 39 | 7,62% | +17 | +1,38% |
| DIE LINKE | 33 | 5,31% | 31 | 6,05% | +2 | -0,74% |
| FDP | 51 | 8,20% | 23 | 4,49% | +28 | +3,71% |
| PIRATEN | 2 | 0,32% | 17 | 3,32% | -15 | -3,00% |
| Tierschutzpartei | 17 | 2,73% | 5 | 0,98% | +12 | +1,75% |
| NPD | 2 | 0,32% | 8 | 1,56% | -6 | -1,24% |
| Die PARTEI | 11 | 1,77% | 4 | 0,78% | +7 | +0,99% |
| FAMILIE | 2 | 0,32% | 1 | 0,20% | +1 | +0,12% |
| FREIE WÄHLER | 2 | 0,32% | 1 | 0,20% | +1 | +0,12% |
| Volksabstimmung | 2 | 0,32% | 0 | 0,00% | +2 | +0,32% |
| ÖDP | 3 | 0,48% | 0 | 0,00% | +3 | +0,48% |
| DKP | 1 | 0,16% | 2 | 0,39% | -1 | -0,23% |
| MLPD | 0 | 0,00% | 0 | 0,00% | 0 | 0,00% |
| BP | 0 | 0,00% | 0 | 0,00% | 0 | 0,00% |
| SGP | 1 | 0,16% | 0 | 0,00% | +1 | +0,16% |
| TIERSCHUTZ hier! | 1 | 0,16% | -/- | -/- | +1 | +0,16% |
| Tierschutzallianz | 0 | 0,00% | -/- | -/- | 0 | 0,00% |
| Bündnis C | 0 | 0,00% | -/- | -/- | 0 | 0,00% |
| BIG | 0 | 0,00% | -/- | -/- | 0 | 0,00% |
| BGE | 0 | 0,00% | -/- | -/- | 0 | 0,00% |
| DIE DIREKTE! | 0 | 0,00% | -/- | -/- | 0 | 0,00% |
| DiEM25 | 0 | 0,00% | -/- | -/- | 0 | 0,00% |
| III. Weg | 0 | 0,00% | -/- | -/- | 0 | 0,00% |
| Die Grauen | 0 | 0,00% | -/- | -/- | 0 | 0,00% |
| DIE RECHTE | 0 | 0,00% | -/- | -/- | 0 | 0,00% |
| DIE VIOLETTEN | 0 | 0,00% | -/- | -/- | 0 | 0,00% |
| LIEBE | 2 | 0,32% | -/- | -/- | +2 | +0,32% |
| DIE FRAUEN | 4 | 0,64% | -/- | -/- | +4 | +0,64% |
| Graue Panther | 2 | 0,32% | -/- | -/- | +2 | +0,32% |
| LKR | 1 | 0,16% | -/- | -/- | +1 | +0,16% |
| MENSCHLICHE WELT | 0 | 0,00% | -/- | -/- | 0 | 0,00% |
| NL | 0 | 0,00% | -/- | -/- | 0 | 0,00% |

| Partei | EW 2019 Stimmen | EW 2019 Prozent | EW 2014 Stimmen | EW 2014 Prozent | Differenz Stimmen | Differenz In Prozent |
|---------------------------------|--------------------|--------------------|--------------------|--------------------|----------------------|-------------------------|
| ÖkoLinX | 0 | 0,00% | -/- | -/- | 0 | 0,00% |
| Die Humanisten | 0 | 0,00% | -/- | -/- | 0 | 0,00% |
| PARTEI FÜR DIE TIERE | 0 | 0,00% | -/- | -/- | 0 | 0,00% |
| Gesundheitsforschung | 0 | 0,00% | -/- | -/- | 0 | 0,00% |
| Volt | 1 | 0,16% | -/- | -/- | +1 | +0,16% |
| AUF | -/- | -/- | 1 | 0,20% | -1 | -0,20% |
| BüSo | -/- | -/- | 0 | 0,00% | 0 | 0,00% |
| CM | -/- | -/- | 0 | 0,00% | 0 | 0,00% |
| REP | -/- | -/- | 1 | 0,20% | -1 | -0,20% |
| PBC | -/- | -/- | 2 | 0,39% | -2 | -0,39% |
| PRO NRW | -/- | -/- | 0 | 0,00% | 0 | 0,00% |

39.9 Briefwahlbezirk 39

| | EW 2019 | EW 2014 | Differenz |
|-----------------------|---------|---------|-----------|
| Wähler mit Wahrschein | 1.123 | 822 | +301 |
| Ungültige Stimmen | 7 | 9 | -2 |
| Gültige Stimmen | 1.116 | 813 | +303 |

| | | | | | | | | |
|-------------------|------------|------------|--------------|------------|--------------|------------|---------------|-----------------|
| In Prozent | 33,96% | 17,20% | 21,42% | 6,45% | 4,12% | 8,69% | 1,61% | 6,54% |
| Stimmen | 379 | 192 | 239 | 72 | 46 | 97 | 18 | 73 |
| Partei | CDU | SPD | GRÜNE | AfD | LINKE | FDP | PARTEI | Sonstige |

| | | | | | | | | |
|---------------------------|------------|------------|--------------|------------|--------------|------------|---------------|-----------------|
| Gewinn In Prozent | | | +11,83% | | | +5,12% | +0,63% | +0,88% |
| Verlust In Prozent | -4,91% | -14,04% | | -0,19% | +0,68% | | | |
| Partei | CDU | SPD | GRÜNE | AfD | LINKE | FDP | PARTEI | Sonstige |

| Partei | EW 2019 Stimmen | EW 2019 Prozent | EW 2014 Stimmen | EW 2014 Prozent | Differenz Stimmen | Differenz In Prozent |
|--------------------------|--------------------|--------------------|--------------------|--------------------|----------------------|-------------------------|
| CDU | 379 | 33,96% | 316 | 38,87% | +63 | -4,91% |
| SPD | 192 | 17,20% | 254 | 31,24% | -62 | -14,04% |
| GRÜNE | 239 | 21,42% | 78 | 9,59% | +161 | +11,83% |
| AfD | 72 | 6,45% | 54 | 6,64% | +18 | -0,19% |
| DIE LINKE | 46 | 4,12% | 28 | 3,44% | +18 | +0,68% |
| FDP | 97 | 8,69% | 29 | 3,57% | +68 | +5,12% |
| PIRATEN | 6 | 0,54% | 8 | 0,98% | -2 | -0,44% |
| Tierschutzpartei | 14 | 1,25% | 16 | 1,97% | -2 | -0,72% |
| NPD | 3 | 0,27% | 2 | 0,25% | +1 | +0,02% |
| Die PARTEI | 18 | 1,61% | 8 | 0,98% | +10 | +0,63% |
| FAMILIE | 7 | 0,63% | 2 | 0,25% | +5 | +0,38% |
| FREIE WÄHLER | 7 | 0,63% | 3 | 0,37% | +4 | +0,26% |
| Volksabstimmung | 1 | 0,09% | 2 | 0,25% | -1 | -0,16% |
| ÖDP | 3 | 0,27% | 1 | 0,12% | +2 | +0,15% |
| DKP | 0 | 0,00% | 1 | 0,12% | -1 | -0,12% |
| MLPD | 0 | 0,00% | 0 | 0,00% | 0 | 0,00% |
| BP | 0 | 0,00% | 1 | 0,12% | -1 | -0,12% |
| SGP | 0 | 0,00% | 0 | 0,00% | 0 | 0,00% |
| TIERSCHUTZ hier! | 7 | 0,63% | -/- | -/- | +7 | +0,63% |
| Tierschutzallianz | 3 | 0,27% | -/- | -/- | +3 | +0,27% |
| Bündnis C | 0 | 0,00% | -/- | -/- | 0 | 0,00% |
| BIG | 0 | 0,00% | -/- | -/- | 0 | 0,00% |
| BGE | 2 | 0,18% | -/- | -/- | +2 | +0,18% |
| DIE DIREKTE! | 0 | 0,00% | -/- | -/- | 0 | 0,00% |
| DiEM25 | 2 | 0,18% | -/- | -/- | +2 | +0,18% |
| III. Weg | 0 | 0,00% | -/- | -/- | 0 | 0,00% |
| Die Grauen | 3 | 0,27% | -/- | -/- | +3 | +0,27% |
| DIE RECHTE | 0 | 0,00% | -/- | -/- | 0 | 0,00% |
| DIE VIOLETTEN | 1 | 0,09% | -/- | -/- | +1 | +0,09% |
| LIEBE | 1 | 0,09% | -/- | -/- | +1 | +0,09% |
| DIE FRAUEN | 1 | 0,09% | -/- | -/- | +1 | +0,09% |
| Graue Panther | 2 | 0,18% | -/- | -/- | +2 | +0,18% |
| LKR | 2 | 0,18% | -/- | -/- | +2 | +0,18% |
| MENSCHLICHE WELT | 0 | 0,00% | -/- | -/- | 0 | 0,00% |
| NL | 0 | 0,00% | -/- | -/- | 0 | 0,00% |

| Partei | EW 2019 Stimmen | EW 2019 Prozent | EW 2014 Stimmen | EW 2014 Prozent | Differenz Stimmen | Differenz In Prozent |
|---------------------------------|--------------------|--------------------|--------------------|--------------------|----------------------|-------------------------|
| ÖkoLinX | 1 | 0,09% | -/- | -/- | +1 | +0,09% |
| Die Humanisten | 2 | 0,18% | -/- | -/- | +2 | +0,18% |
| PARTEI FÜR DIE TIERE | 2 | 0,18% | -/- | -/- | +2 | +0,18% |
| Gesundheitsforschung | 0 | 0,00% | -/- | -/- | 0 | 0,00% |
| Volt | 3 | 0,27% | -/- | -/- | +3 | +0,27% |
| AUF | -/- | -/- | 2 | 0,25% | -2 | -0,25% |
| BüSo | -/- | -/- | 1 | 0,12% | -1 | -0,12% |
| CM | -/- | -/- | 2 | 0,25% | -2 | -0,25% |
| REP | -/- | -/- | 2 | 0,25% | -2 | -0,25% |
| PBC | -/- | -/- | 2 | 0,25% | -2 | -0,25% |
| PRO NRW | -/- | -/- | 1 | 0,12% | -1 | -0,12% |

41.1 Grundschule an der Burg

| | EW 2019 | EW 2014 | Differenz |
|-----------------------------------|---------------|---------------|----------------|
| Wahlbeteiligung | 64,29% | 53,12% | +11,17% |
| Wahlberechtigte insgesamt | 1.448 | 1.477 | -29 |
| Wahlberechtigte ohne Sperrvermerk | 1.078 | 1.203 | -125 |
| Wahlberechtigte mit Sperrvermerk | 370 | 274 | +96 |
| Wahlberechtigte § 24 Abs. 2 EuWO | 0 | 0 | 0 |
| Wähler insgesamt | 693 | 639 | +54 |
| Wähler mit Wahlschein | 8 | 6 | +2 |
| Ungültige Stimmen | 2 | 6 | -4 |
| Gültige Stimmen | 691 | 633 | +58 |

| | | | | | | | | |
|-------------------|------------|------------|--------------|------------|--------------|------------|---------------|-----------------|
| In Prozent | 35,75% | 12,01% | 25,04% | 7,38% | 5,07% | 7,81% | 1,45% | 5,50% |
| Stimmen | 247 | 83 | 173 | 51 | 35 | 54 | 10 | 38 |
| Partei | CDU | SPD | GRÜNE | AfD | LINKE | FDP | PARTEI | Sonstige |

| | | | | | | | | |
|---------------------------|------------|------------|--------------|------------|--------------|------------|---------------|-----------------|
| Gewinn In Prozent | | | +11,61% | +4,85% | +2,23% | +4,18% | +1,29% | +1,39% |
| Verlust In Prozent | -10,70% | -14,85% | | | | | | |
| Partei | CDU | SPD | GRÜNE | AfD | LINKE | FDP | PARTEI | Sonstige |

| Partei | EW 2019 Stimmen | EW 2019 Prozent | EW 2014 Stimmen | EW 2014 Prozent | Differenz Stimmen | Differenz In Prozent |
|--------------------------|--------------------|--------------------|--------------------|--------------------|----------------------|-------------------------|
| CDU | 247 | 35,75% | 294 | 46,45% | -47 | -10,70% |
| SPD | 83 | 12,01% | 170 | 26,86% | -87 | -14,85% |
| GRÜNE | 173 | 25,04% | 85 | 13,43% | +88 | +11,61% |
| AfD | 51 | 7,38% | 16 | 2,53% | +35 | +4,85% |
| DIE LINKE | 35 | 5,07% | 18 | 2,84% | +17 | +2,23% |
| FDP | 54 | 7,81% | 23 | 3,63% | +31 | +4,18% |
| PIRATEN | 2 | 0,29% | 7 | 1,11% | -5 | -0,82% |
| Tierschutzpartei | 8 | 1,16% | 9 | 1,42% | -1 | -0,26% |
| NPD | 1 | 0,14% | 1 | 0,16% | 0 | -0,02% |
| Die PARTEI | 10 | 1,45% | 1 | 0,16% | +9 | +1,29% |
| FAMILIE | 4 | 0,58% | 5 | 0,79% | -1 | -0,21% |
| FREIE WÄHLER | 3 | 0,43% | 2 | 0,32% | +1 | +0,11% |
| Volksabstimmung | 0 | 0,00% | 0 | 0,00% | 0 | 0,00% |
| ÖDP | 2 | 0,29% | 0 | 0,00% | +2 | +0,29% |
| DKP | 0 | 0,00% | 0 | 0,00% | 0 | 0,00% |
| MLPD | 0 | 0,00% | 0 | 0,00% | 0 | 0,00% |
| BP | 0 | 0,00% | 0 | 0,00% | 0 | 0,00% |
| SGP | 0 | 0,00% | 0 | 0,00% | 0 | 0,00% |
| TIERSCHUTZ hier! | 1 | 0,14% | -/- | -/- | +1 | +0,14% |
| Tierschutzallianz | 0 | 0,00% | -/- | -/- | 0 | 0,00% |
| Bündnis C | 0 | 0,00% | -/- | -/- | 0 | 0,00% |
| BIG | 0 | 0,00% | -/- | -/- | 0 | 0,00% |
| BGE | 0 | 0,00% | -/- | -/- | 0 | 0,00% |
| DIE DIREKTE! | 0 | 0,00% | -/- | -/- | 0 | 0,00% |
| DiEM25 | 1 | 0,14% | -/- | -/- | +1 | +0,14% |
| III. Weg | 0 | 0,00% | -/- | -/- | 0 | 0,00% |
| Die Grauen | 3 | 0,43% | -/- | -/- | +3 | +0,43% |
| DIE RECHTE | 0 | 0,00% | -/- | -/- | 0 | 0,00% |
| DIE VIOLETTEN | 1 | 0,14% | -/- | -/- | +1 | +0,14% |
| LIEBE | 1 | 0,14% | -/- | -/- | +1 | +0,14% |
| DIE FRAUEN | 0 | 0,00% | -/- | -/- | 0 | 0,00% |
| Graue Panther | 0 | 0,00% | -/- | -/- | 0 | 0,00% |
| LKR | 1 | 0,14% | -/- | -/- | +1 | +0,14% |
| MENSCHLICHE WELT | 1 | 0,14% | -/- | -/- | +1 | +0,14% |
| NL | 0 | 0,00% | -/- | -/- | 0 | 0,00% |

| Partei | EW 2019 Stimmen | EW 2019 Prozent | EW 2014 Stimmen | EW 2014 Prozent | Differenz Stimmen | Differenz In Prozent |
|---------------------------------|--------------------|--------------------|--------------------|--------------------|----------------------|-------------------------|
| ÖkoLinX | 1 | 0,14% | -/- | -/- | +1 | +0,14% |
| Die Humanisten | 2 | 0,29% | -/- | -/- | +2 | +0,29% |
| PARTEI FÜR DIE TIERE | 1 | 0,14% | -/- | -/- | +1 | +0,14% |
| Gesundheitsforschung | 1 | 0,14% | -/- | -/- | +1 | +0,14% |
| Volt | 4 | 0,58% | -/- | -/- | +4 | +0,58% |
| AUF | -/- | -/- | 0 | 0,00% | 0 | 0,00% |
| BüSo | -/- | -/- | 0 | 0,00% | 0 | 0,00% |
| CM | -/- | -/- | 0 | 0,00% | 0 | 0,00% |
| REP | -/- | -/- | 1 | 0,16% | -1 | -0,16% |
| PBC | -/- | -/- | 0 | 0,00% | 0 | 0,00% |
| PRO NRW | -/- | -/- | 1 | 0,16% | -1 | -0,16% |

41.2 Altenstube Hüls

| | EW 2019 | EW 2014 | Differenz |
|-----------------------------------|---------------|---------------|---------------|
| Wahlbeteiligung | 57,65% | 50,17% | +7,48% |
| Wahlberechtigte insgesamt | 1.390 | 1.429 | -39 |
| Wahlberechtigte ohne Sperrvermerk | 1.131 | 1.194 | -63 |
| Wahlberechtigte mit Sperrvermerk | 259 | 235 | +24 |
| Wahlberechtigte § 24 Abs. 2 EuWO | 0 | 0 | 0 |
| Wähler insgesamt | 652 | 599 | +53 |
| Wähler mit Wahlschein | 0 | 2 | -2 |
| Ungültige Stimmen | 9 | 14 | -5 |
| Gültige Stimmen | 643 | 585 | +58 |

| In Prozent | 29,08% | 15,71% | 28,93% | 7,00% | 4,35% | 7,15% | 1,56% | 6,22% |
|------------|--------|--------|--------|-------|-------|-------|--------|----------|
| Stimmen | 187 | 101 | 186 | 45 | 28 | 46 | 10 | 40 |
| Partei | CDU | SPD | GRÜNE | AfD | LINKE | FDP | PARTEI | Sonstige |

| | | | | | | | | |
|--------------------|--------|---------|---------|--------|--------|--------|--------|----------|
| Gewinn In Prozent | | | +17,65% | +2,38% | | +2,88% | +1,56% | +0,92% |
| Verlust In Prozent | -6,13% | -19,16% | | | -0,09% | | | |
| Partei | CDU | SPD | GRÜNE | AfD | LINKE | FDP | PARTEI | Sonstige |

| Partei | EW 2019 Stimmen | EW 2019 Prozent | EW 2014 Stimmen | EW 2014 Prozent | Differenz Stimmen | Differenz In Prozent |
|--------------------------|--------------------|--------------------|--------------------|--------------------|----------------------|-------------------------|
| CDU | 187 | 29,08% | 206 | 35,21% | -19 | -6,13% |
| SPD | 101 | 15,71% | 204 | 34,87% | -103 | -19,16% |
| GRÜNE | 186 | 28,93% | 66 | 11,28% | +120 | +17,65% |
| AfD | 45 | 7,00% | 27 | 4,62% | +18 | +2,38% |
| DIE LINKE | 28 | 4,35% | 26 | 4,44% | +2 | -0,09% |
| FDP | 46 | 7,15% | 25 | 4,27% | +21 | +2,88% |
| PIRATEN | 1 | 0,16% | 10 | 1,71% | -9 | -1,55% |
| Tierschutzpartei | 7 | 1,09% | 7 | 1,20% | 0 | -0,11% |
| NPD | 0 | 0,00% | 0 | 0,00% | 0 | 0,00% |
| Die PARTEI | 10 | 1,56% | 0 | 0,00% | +10 | +1,56% |
| FAMILIE | 4 | 0,62% | 8 | 1,37% | -4 | -0,75% |
| FREIE WÄHLER | 4 | 0,62% | 4 | 0,68% | 0 | -0,06% |
| Volksabstimmung | 1 | 0,16% | 0 | 0,00% | +1 | +0,16% |
| ÖDP | 2 | 0,31% | 0 | 0,00% | +2 | +0,31% |
| DKP | 0 | 0,00% | 0 | 0,00% | 0 | 0,00% |
| MLPD | 0 | 0,00% | 0 | 0,00% | 0 | 0,00% |
| BP | 0 | 0,00% | 0 | 0,00% | 0 | 0,00% |
| SGP | 0 | 0,00% | 0 | 0,00% | 0 | 0,00% |
| TIERSCHUTZ hier! | 1 | 0,16% | -/- | -/- | +1 | +0,16% |
| Tierschutzallianz | 0 | 0,00% | -/- | -/- | 0 | 0,00% |
| Bündnis C | 0 | 0,00% | -/- | -/- | 0 | 0,00% |
| BIG | 0 | 0,00% | -/- | -/- | 0 | 0,00% |
| BGE | 0 | 0,00% | -/- | -/- | 0 | 0,00% |
| DIE DIREKTE! | 2 | 0,31% | -/- | -/- | +2 | +0,31% |
| DiEM25 | 3 | 0,47% | -/- | -/- | +3 | +0,47% |
| III. Weg | 0 | 0,00% | -/- | -/- | 0 | 0,00% |
| Die Grauen | 1 | 0,16% | -/- | -/- | +1 | +0,16% |
| DIE RECHTE | 0 | 0,00% | -/- | -/- | 0 | 0,00% |
| DIE VIOLETTEN | 1 | 0,16% | -/- | -/- | +1 | +0,16% |
| LIEBE | 1 | 0,16% | -/- | -/- | +1 | +0,16% |
| DIE FRAUEN | 0 | 0,00% | -/- | -/- | 0 | 0,00% |
| Graue Panther | 2 | 0,31% | -/- | -/- | +2 | +0,31% |
| LKR | 1 | 0,16% | -/- | -/- | +1 | +0,16% |
| MENSCHLICHE WELT | 0 | 0,00% | -/- | -/- | 0 | 0,00% |
| NL | 1 | 0,16% | -/- | -/- | +1 | +0,16% |

| Partei | EW 2019 Stimmen | EW 2019 Prozent | EW 2014 Stimmen | EW 2014 Prozent | Differenz Stimmen | Differenz In Prozent |
|---------------------------------|--------------------|--------------------|--------------------|--------------------|----------------------|-------------------------|
| ÖkoLinX | 0 | 0,00% | -/- | -/- | 0 | 0,00% |
| Die Humanisten | 2 | 0,31% | -/- | -/- | +2 | +0,31% |
| PARTEI FÜR DIE TIERE | 4 | 0,62% | -/- | -/- | +4 | +0,62% |
| Gesundheitsforschung | 0 | 0,00% | -/- | -/- | 0 | 0,00% |
| Volt | 2 | 0,31% | -/- | -/- | +2 | +0,31% |
| AUF | -/- | -/- | 0 | 0,00% | 0 | 0,00% |
| BüSo | -/- | -/- | 0 | 0,00% | 0 | 0,00% |
| CM | -/- | -/- | 0 | 0,00% | 0 | 0,00% |
| REP | -/- | -/- | 2 | 0,34% | -2 | -0,34% |
| PBC | -/- | -/- | 0 | 0,00% | 0 | 0,00% |
| PRO NRW | -/- | -/- | 0 | 0,00% | 0 | 0,00% |

41.3 Robert-Jungk-Gesamtschule

| | EW 2019 | EW 2014 | Differenz |
|-----------------------------------|---------------|---------------|----------------|
| Wahlbeteiligung | 58,05% | 44,73% | +13,32% |
| Wahlberechtigte insgesamt | 1.632 | 1.653 | -21 |
| Wahlberechtigte ohne Sperrvermerk | 1.392 | 1.462 | -70 |
| Wahlberechtigte mit Sperrvermerk | 240 | 191 | +49 |
| Wahlberechtigte § 24 Abs. 2 EuWO | 0 | 0 | 0 |
| Wähler insgesamt | 808 | 654 | +154 |
| Wähler mit Wahlschein | 2 | 1 | +1 |
| Ungültige Stimmen | 6 | 5 | +1 |
| Gültige Stimmen | 802 | 649 | +153 |

| | | | | | | | | |
|-------------------|------------|------------|--------------|------------|--------------|------------|--------------|-----------------|
| In Prozent | 29,55% | 18,83% | 24,69% | 6,36% | 4,11% | 6,98% | 1,62% | 7,86% |
| Stimmen | 237 | 151 | 198 | 51 | 33 | 56 | 13 | 63 |
| Partei | CDU | SPD | GRÜNE | AfD | LINKE | FDP | Tiers | Sonstige |

| | | | | | | | | |
|---------------------------|------------|------------|--------------|------------|--------------|------------|--------------|-----------------|
| Gewinn In Prozent | | | +17,76% | +0,66% | +1,64% | +3,13% | +1,00% | +3,70% |
| Verlust In Prozent | -7,12% | -20,77% | | | | | | |
| Partei | CDU | SPD | GRÜNE | AfD | LINKE | FDP | Tiers | Sonstige |

| Partei | EW 2019 Stimmen | EW 2019 Prozent | EW 2014 Stimmen | EW 2014 Prozent | Differenz Stimmen | Differenz In Prozent |
|---------------------|--------------------|--------------------|--------------------|--------------------|----------------------|-------------------------|
| CDU | 237 | 29,55% | 238 | 36,67% | -1 | -7,12% |
| SPD | 151 | 18,83% | 257 | 39,60% | -106 | -20,77% |
| GRÜNE | 198 | 24,69% | 45 | 6,93% | +153 | +17,76% |
| AfD | 51 | 6,36% | 37 | 5,70% | +14 | +0,66% |
| DIE LINKE | 33 | 4,11% | 16 | 2,47% | +17 | +1,64% |
| FDP | 56 | 6,98% | 25 | 3,85% | +31 | +3,13% |
| PIRATEN | 7 | 0,87% | 10 | 1,54% | -3 | -0,67% |
| Tierschutzpartei | 13 | 1,62% | 4 | 0,62% | +9 | +1,00% |
| NPD | 0 | 0,00% | 5 | 0,77% | -5 | -0,77% |
| Die PARTEI | 13 | 1,62% | 4 | 0,62% | +9 | +1,00% |
| FAMILIE | 7 | 0,87% | 2 | 0,31% | +5 | +0,56% |
| FREIE WÄHLER | 6 | 0,75% | 1 | 0,15% | +5 | +0,60% |
| Volksabstimmung | 1 | 0,12% | 2 | 0,31% | -1 | -0,19% |
| ÖDP | 6 | 0,75% | 0 | 0,00% | +6 | +0,75% |
| DKP | 1 | 0,12% | 1 | 0,15% | 0 | -0,03% |
| MLPD | 0 | 0,00% | 0 | 0,00% | 0 | 0,00% |
| BP | 1 | 0,12% | 0 | 0,00% | +1 | +0,12% |
| SGP | 0 | 0,00% | 0 | 0,00% | 0 | 0,00% |
| TIERSCHUTZ hier! | 0 | 0,00% | -/- | -/- | 0 | 0,00% |
| Tierschutzallianz | 2 | 0,25% | -/- | -/- | +2 | +0,25% |
| Bündnis C | 2 | 0,25% | -/- | -/- | +2 | +0,25% |
| BIG | 5 | 0,62% | -/- | -/- | +5 | +0,62% |
| BGE | 2 | 0,25% | -/- | -/- | +2 | +0,25% |
| DIE DIREKTE! | 0 | 0,00% | -/- | -/- | 0 | 0,00% |
| DiEM25 | 2 | 0,25% | -/- | -/- | +2 | +0,25% |
| III. Weg | 0 | 0,00% | -/- | -/- | 0 | 0,00% |
| Die Grauen | 1 | 0,12% | -/- | -/- | +1 | +0,12% |
| DIE RECHTE | 0 | 0,00% | -/- | -/- | 0 | 0,00% |
| DIE VIOLETTEN | 2 | 0,25% | -/- | -/- | +2 | +0,25% |
| LIEBE | 0 | 0,00% | -/- | -/- | 0 | 0,00% |
| DIE FRAUEN | 0 | 0,00% | -/- | -/- | 0 | 0,00% |
| Graue Panther | 0 | 0,00% | -/- | -/- | 0 | 0,00% |
| LKR | 0 | 0,00% | -/- | -/- | 0 | 0,00% |
| MENSCHLICHE WELT | 0 | 0,00% | -/- | -/- | 0 | 0,00% |
| NL | 0 | 0,00% | -/- | -/- | 0 | 0,00% |

| Partei | EW 2019 Stimmen | EW 2019 Prozent | EW 2014 Stimmen | EW 2014 Prozent | Differenz Stimmen | Differenz In Prozent |
|---------------------------------|--------------------|--------------------|--------------------|--------------------|----------------------|-------------------------|
| ÖkoLinX | 0 | 0,00% | -/- | -/- | 0 | 0,00% |
| Die Humanisten | 1 | 0,12% | -/- | -/- | +1 | +0,12% |
| PARTEI FÜR DIE TIERE | 0 | 0,00% | -/- | -/- | 0 | 0,00% |
| Gesundheitsforschung | 1 | 0,12% | -/- | -/- | +1 | +0,12% |
| Volt | 3 | 0,37% | -/- | -/- | +3 | +0,37% |
| AUF | -/- | -/- | 0 | 0,00% | 0 | 0,00% |
| BüSo | -/- | -/- | 0 | 0,00% | 0 | 0,00% |
| CM | -/- | -/- | 0 | 0,00% | 0 | 0,00% |
| REP | -/- | -/- | 0 | 0,00% | 0 | 0,00% |
| PBC | -/- | -/- | 1 | 0,15% | -1 | -0,15% |
| PRO NRW | -/- | -/- | 1 | 0,15% | -1 | -0,15% |

41.5 Grundschule an der Burg

| | EW 2019 | EW 2014 | Differenz |
|-----------------------------------|---------------|---------------|----------------|
| Wahlbeteiligung | 66,01% | 54,26% | +11,75% |
| Wahlberechtigte insgesamt | 979 | 981 | -2 |
| Wahlberechtigte ohne Sperrvermerk | 756 | 774 | -18 |
| Wahlberechtigte mit Sperrvermerk | 223 | 207 | +16 |
| Wahlberechtigte § 24 Abs. 2 EuWO | 0 | 0 | 0 |
| Wähler insgesamt | 499 | 420 | +79 |
| Wähler mit Wahlschein | 0 | 2 | -2 |
| Ungültige Stimmen | 1 | 2 | -1 |
| Gültige Stimmen | 498 | 418 | +80 |

| | | | | | | | | |
|-------------------|------------|------------|--------------|------------|--------------|------------|---------------|-----------------|
| In Prozent | 24,10% | 13,65% | 37,95% | 4,62% | 3,61% | 9,24% | 1,81% | 5,02% |
| Stimmen | 120 | 68 | 189 | 23 | 18 | 46 | 9 | 25 |
| Partei | CDU | SPD | GRÜNE | AfD | LINKE | FDP | PARTEI | Sonstige |

| | | | | | | | | |
|---------------------------|------------|------------|--------------|------------|--------------|------------|---------------|-----------------|
| Gewinn In Prozent | | | +18,09% | | | +6,85% | +0,85% | |
| Verlust In Prozent | -11,55% | -14,58% | | -0,88% | +1,46% | | | -0,24% |
| Partei | CDU | SPD | GRÜNE | AfD | LINKE | FDP | PARTEI | Sonstige |

| Partei | EW 2019 Stimmen | EW 2019 Prozent | EW 2014 Stimmen | EW 2014 Prozent | Differenz Stimmen | Differenz In Prozent |
|---------------------|--------------------|--------------------|--------------------|--------------------|----------------------|-------------------------|
| CDU | 120 | 24,10% | 149 | 35,65% | -29 | -11,55% |
| SPD | 68 | 13,65% | 118 | 28,23% | -50 | -14,58% |
| GRÜNE | 189 | 37,95% | 83 | 19,86% | +106 | +18,09% |
| AfD | 23 | 4,62% | 23 | 5,50% | 0 | -0,88% |
| DIE LINKE | 18 | 3,61% | 9 | 2,15% | +9 | +1,46% |
| FDP | 46 | 9,24% | 10 | 2,39% | +36 | +6,85% |
| PIRATEN | 3 | 0,60% | 5 | 1,20% | -2 | -0,60% |
| Tierschutzpartei | 4 | 0,80% | 4 | 0,96% | 0 | -0,16% |
| NPD | 1 | 0,20% | 4 | 0,96% | -3 | -0,76% |
| Die PARTEI | 9 | 1,81% | 4 | 0,96% | +5 | +0,85% |
| FAMILIE | 2 | 0,40% | 2 | 0,48% | 0 | -0,08% |
| FREIE WÄHLER | 0 | 0,00% | 2 | 0,48% | -2 | -0,48% |
| Volksabstimmung | 0 | 0,00% | 3 | 0,72% | -3 | -0,72% |
| ÖDP | 3 | 0,60% | 0 | 0,00% | +3 | +0,60% |
| DKP | 0 | 0,00% | 1 | 0,24% | -1 | -0,24% |
| MLPD | 0 | 0,00% | 0 | 0,00% | 0 | 0,00% |
| BP | 0 | 0,00% | 0 | 0,00% | 0 | 0,00% |
| SGP | 0 | 0,00% | 0 | 0,00% | 0 | 0,00% |
| TIERSCHUTZ hier! | 0 | 0,00% | -/- | -/- | 0 | 0,00% |
| Tierschutzallianz | 0 | 0,00% | -/- | -/- | 0 | 0,00% |
| Bündnis C | 0 | 0,00% | -/- | -/- | 0 | 0,00% |
| BIG | 0 | 0,00% | -/- | -/- | 0 | 0,00% |
| BGE | 0 | 0,00% | -/- | -/- | 0 | 0,00% |
| DIE DIREKTE! | 1 | 0,20% | -/- | -/- | +1 | +0,20% |
| DiEM25 | 2 | 0,40% | -/- | -/- | +2 | +0,40% |
| III. Weg | 0 | 0,00% | -/- | -/- | 0 | 0,00% |
| Die Grauen | 1 | 0,20% | -/- | -/- | +1 | +0,20% |
| DIE RECHTE | 0 | 0,00% | -/- | -/- | 0 | 0,00% |
| DIE VIOLETTEN | 0 | 0,00% | -/- | -/- | 0 | 0,00% |
| LIEBE | 2 | 0,40% | -/- | -/- | +2 | +0,40% |
| DIE FRAUEN | 1 | 0,20% | -/- | -/- | +1 | +0,20% |
| Graue Panther | 2 | 0,40% | -/- | -/- | +2 | +0,40% |
| LKR | 0 | 0,00% | -/- | -/- | 0 | 0,00% |
| MENSCHLICHE WELT | 0 | 0,00% | -/- | -/- | 0 | 0,00% |
| NL | 0 | 0,00% | -/- | -/- | 0 | 0,00% |

| Partei | EW 2019 Stimmen | EW 2019 Prozent | EW 2014 Stimmen | EW 2014 Prozent | Differenz Stimmen | Differenz In Prozent |
|---------------------------------|--------------------|--------------------|--------------------|--------------------|----------------------|-------------------------|
| ÖkoLinX | 0 | 0,00% | -/- | -/- | 0 | 0,00% |
| Die Humanisten | 1 | 0,20% | -/- | -/- | +1 | +0,20% |
| PARTEI FÜR DIE TIERE | 0 | 0,00% | -/- | -/- | 0 | 0,00% |
| Gesundheitsforschung | 0 | 0,00% | -/- | -/- | 0 | 0,00% |
| Volt | 2 | 0,40% | -/- | -/- | +2 | +0,40% |
| AUF | -/- | -/- | 0 | 0,00% | 0 | 0,00% |
| BüSo | -/- | -/- | 0 | 0,00% | 0 | 0,00% |
| CM | -/- | -/- | 0 | 0,00% | 0 | 0,00% |
| REP | -/- | -/- | 0 | 0,00% | 0 | 0,00% |
| PBC | -/- | -/- | 1 | 0,24% | -1 | -0,24% |
| PRO NRW | -/- | -/- | 0 | 0,00% | 0 | 0,00% |

41.6 Astrid-Lindgren-Schule

| | EW 2019 | EW 2014 | Differenz |
|-----------------------------------|---------------|---------------|----------------|
| Wahlbeteiligung | 67,55% | 57,31% | +10,24% |
| Wahlberechtigte insgesamt | 894 | 956 | -62 |
| Wahlberechtigte ohne Sperrvermerk | 755 | 876 | -121 |
| Wahlberechtigte mit Sperrvermerk | 139 | 80 | +59 |
| Wahlberechtigte § 24 Abs. 2 EuWO | 0 | 0 | 0 |
| Wähler insgesamt | 510 | 502 | +8 |
| Wähler mit Wahlschein | 1 | 2 | -1 |
| Ungültige Stimmen | 2 | 12 | -10 |
| Gültige Stimmen | 508 | 490 | +18 |

| | | | | | | | | |
|-------------------|------------|------------|--------------|------------|--------------|------------|---------------|-----------------|
| In Prozent | 26,57% | 18,90% | 28,94% | 8,07% | 2,76% | 6,10% | 1,97% | 6,69% |
| Stimmen | 135 | 96 | 147 | 41 | 14 | 31 | 10 | 34 |
| Partei | CDU | SPD | GRÜNE | AfD | LINKE | FDP | PARTEI | Sonstige |

| | | | | | | | | |
|---------------------------|------------|------------|--------------|------------|--------------|------------|---------------|-----------------|
| Gewinn In Prozent | | | +17,72% | +0,11% | | +2,63% | +0,95% | |
| Verlust In Prozent | -2,61% | -18,45% | | | -0,10% | | | -0,25% |
| Partei | CDU | SPD | GRÜNE | AfD | LINKE | FDP | PARTEI | Sonstige |

| Partei | EW 2019 Stimmen | EW 2019 Prozent | EW 2014 Stimmen | EW 2014 Prozent | Differenz Stimmen | Differenz In Prozent |
|---------------------|--------------------|--------------------|--------------------|--------------------|----------------------|-------------------------|
| CDU | 135 | 26,57% | 143 | 29,18% | -8 | -2,61% |
| SPD | 96 | 18,90% | 183 | 37,35% | -87 | -18,45% |
| GRÜNE | 147 | 28,94% | 55 | 11,22% | +92 | +17,72% |
| AfD | 41 | 8,07% | 39 | 7,96% | +2 | +0,11% |
| DIE LINKE | 14 | 2,76% | 14 | 2,86% | 0 | -0,10% |
| FDP | 31 | 6,10% | 17 | 3,47% | +14 | +2,63% |
| PIRATEN | 1 | 0,20% | 8 | 1,63% | -7 | -1,43% |
| Tierschutzpartei | 4 | 0,79% | 8 | 1,63% | -4 | -0,84% |
| NPD | 0 | 0,00% | 0 | 0,00% | 0 | 0,00% |
| Die PARTEI | 10 | 1,97% | 5 | 1,02% | +5 | +0,95% |
| FAMILIE | 5 | 0,98% | 4 | 0,82% | +1 | +0,16% |
| FREIE WÄHLER | 2 | 0,39% | 5 | 1,02% | -3 | -0,63% |
| Volksabstimmung | 0 | 0,00% | 0 | 0,00% | 0 | 0,00% |
| ÖDP | 2 | 0,39% | 0 | 0,00% | +2 | +0,39% |
| DKP | 0 | 0,00% | 1 | 0,20% | -1 | -0,20% |
| MLPD | 0 | 0,00% | 0 | 0,00% | 0 | 0,00% |
| BP | 1 | 0,20% | 1 | 0,20% | 0 | 0,00% |
| SGP | 0 | 0,00% | 0 | 0,00% | 0 | 0,00% |
| TIERSCHUTZ hier! | 0 | 0,00% | -/- | -/- | 0 | 0,00% |
| Tierschutzallianz | 0 | 0,00% | -/- | -/- | 0 | 0,00% |
| Bündnis C | 0 | 0,00% | -/- | -/- | 0 | 0,00% |
| BIG | 0 | 0,00% | -/- | -/- | 0 | 0,00% |
| BGE | 1 | 0,20% | -/- | -/- | +1 | +0,20% |
| DIE DIREKTE! | 0 | 0,00% | -/- | -/- | 0 | 0,00% |
| DiEM25 | 3 | 0,59% | -/- | -/- | +3 | +0,59% |
| III. Weg | 0 | 0,00% | -/- | -/- | 0 | 0,00% |
| Die Grauen | 3 | 0,59% | -/- | -/- | +3 | +0,59% |
| DIE RECHTE | 0 | 0,00% | -/- | -/- | 0 | 0,00% |
| DIE VIOLETTEN | 0 | 0,00% | -/- | -/- | 0 | 0,00% |
| LIEBE | 1 | 0,20% | -/- | -/- | +1 | +0,20% |
| DIE FRAUEN | 1 | 0,20% | -/- | -/- | +1 | +0,20% |
| Graue Panther | 1 | 0,20% | -/- | -/- | +1 | +0,20% |
| LKR | 4 | 0,79% | -/- | -/- | +4 | +0,79% |
| MENSCHLICHE WELT | 0 | 0,00% | -/- | -/- | 0 | 0,00% |
| NL | 0 | 0,00% | -/- | -/- | 0 | 0,00% |

| Partei | EW 2019 Stimmen | EW 2019 Prozent | EW 2014 Stimmen | EW 2014 Prozent | Differenz Stimmen | Differenz In Prozent |
|---------------------------------|--------------------|--------------------|--------------------|--------------------|----------------------|-------------------------|
| ÖkoLinX | 1 | 0,20% | -/- | -/- | +1 | +0,20% |
| Die Humanisten | 0 | 0,00% | -/- | -/- | 0 | 0,00% |
| PARTEI FÜR DIE TIERE | 1 | 0,20% | -/- | -/- | +1 | +0,20% |
| Gesundheitsforschung | 1 | 0,20% | -/- | -/- | +1 | +0,20% |
| Volt | 2 | 0,39% | -/- | -/- | +2 | +0,39% |
| AUF | -/- | -/- | 0 | 0,00% | 0 | 0,00% |
| BüSo | -/- | -/- | 1 | 0,20% | -1 | -0,20% |
| CM | -/- | -/- | 0 | 0,00% | 0 | 0,00% |
| REP | -/- | -/- | 2 | 0,41% | -2 | -0,41% |
| PBC | -/- | -/- | 0 | 0,00% | 0 | 0,00% |
| PRO NRW | -/- | -/- | 4 | 0,82% | -4 | -0,82% |

41.7 Robert-Jungk-Gesamtschule

| | EW 2019 | EW 2014 | Differenz |
|-----------------------------------|---------------|---------------|----------------|
| Wahlbeteiligung | 64,50% | 53,31% | +11,19% |
| Wahlberechtigte insgesamt | 728 | 744 | -16 |
| Wahlberechtigte ohne Sperrvermerk | 614 | 664 | -50 |
| Wahlberechtigte mit Sperrvermerk | 114 | 80 | +34 |
| Wahlberechtigte § 24 Abs. 2 EuWO | 0 | 0 | 0 |
| Wähler insgesamt | 396 | 354 | +42 |
| Wähler mit Wahlschein | 3 | 0 | +3 |
| Ungültige Stimmen | 6 | 10 | -4 |
| Gültige Stimmen | 390 | 344 | +46 |

| In Prozent | 28,72% | 19,23% | 23,08% | 8,46% | 4,10% | 7,44% | 1,28% | 7,69% |
|------------|--------|--------|--------|-------|-------|-------|-------|----------|
| Stimmen | 112 | 75 | 90 | 33 | 16 | 29 | 5 | 30 |
| Partei | CDU | SPD | GRÜNE | AfD | LINKE | FDP | PIRAT | Sonstige |

| | | | | | | | | |
|--------------------|--------|---------|---------|--------|--------|--------|--------|----------|
| Gewinn In Prozent | | | +16,39% | +4,10% | | +4,53% | +0,12% | +4,49% |
| Verlust In Prozent | -2,97% | -24,08% | | | -2,59% | | | |
| Partei | CDU | SPD | GRÜNE | AfD | LINKE | FDP | PIRAT | Sonstige |

| Partei | EW 2019 Stimmen | EW 2019 Prozent | EW 2014 Stimmen | EW 2014 Prozent | Differenz Stimmen | Differenz In Prozent |
|--------------------------|--------------------|--------------------|--------------------|--------------------|----------------------|-------------------------|
| CDU | 112 | 28,72% | 109 | 31,69% | +3 | -2,97% |
| SPD | 75 | 19,23% | 149 | 43,31% | -74 | -24,08% |
| GRÜNE | 90 | 23,08% | 23 | 6,69% | +67 | +16,39% |
| AfD | 33 | 8,46% | 15 | 4,36% | +18 | +4,10% |
| DIE LINKE | 16 | 4,10% | 23 | 6,69% | -7 | -2,59% |
| FDP | 29 | 7,44% | 10 | 2,91% | +19 | +4,53% |
| PIRATEN | 5 | 1,28% | 4 | 1,16% | +1 | +0,12% |
| Tierschutzpartei | 5 | 1,28% | 2 | 0,58% | +3 | +0,70% |
| NPD | 1 | 0,26% | 2 | 0,58% | -1 | -0,32% |
| Die PARTEI | 3 | 0,77% | 1 | 0,29% | +2 | +0,48% |
| FAMILIE | 4 | 1,03% | 0 | 0,00% | +4 | +1,03% |
| FREIE WÄHLER | 2 | 0,51% | 2 | 0,58% | 0 | -0,07% |
| Volksabstimmung | 2 | 0,51% | 0 | 0,00% | +2 | +0,51% |
| ÖDP | 1 | 0,26% | 0 | 0,00% | +1 | +0,26% |
| DKP | 0 | 0,00% | 1 | 0,29% | -1 | -0,29% |
| MLPD | 0 | 0,00% | 0 | 0,00% | 0 | 0,00% |
| BP | 0 | 0,00% | 0 | 0,00% | 0 | 0,00% |
| SGP | 0 | 0,00% | 0 | 0,00% | 0 | 0,00% |
| TIERSCHUTZ hier! | 1 | 0,26% | -/- | -/- | +1 | +0,26% |
| Tierschutzallianz | 0 | 0,00% | -/- | -/- | 0 | 0,00% |
| Bündnis C | 0 | 0,00% | -/- | -/- | 0 | 0,00% |
| BIG | 1 | 0,26% | -/- | -/- | +1 | +0,26% |
| BGE | 0 | 0,00% | -/- | -/- | 0 | 0,00% |
| DIE DIREKTE! | 0 | 0,00% | -/- | -/- | 0 | 0,00% |
| DiEM25 | 0 | 0,00% | -/- | -/- | 0 | 0,00% |
| III. Weg | 0 | 0,00% | -/- | -/- | 0 | 0,00% |
| Die Grauen | 4 | 1,03% | -/- | -/- | +4 | +1,03% |
| DIE RECHTE | 0 | 0,00% | -/- | -/- | 0 | 0,00% |
| DIE VIOLETTEN | 1 | 0,26% | -/- | -/- | +1 | +0,26% |
| LIEBE | 0 | 0,00% | -/- | -/- | 0 | 0,00% |
| DIE FRAUEN | 2 | 0,51% | -/- | -/- | +2 | +0,51% |
| Graue Panther | 0 | 0,00% | -/- | -/- | 0 | 0,00% |
| LKR | 0 | 0,00% | -/- | -/- | 0 | 0,00% |
| MENSCHLICHE WELT | 0 | 0,00% | -/- | -/- | 0 | 0,00% |
| NL | 0 | 0,00% | -/- | -/- | 0 | 0,00% |

| Partei | EW 2019 Stimmen | EW 2019 Prozent | EW 2014 Stimmen | EW 2014 Prozent | Differenz Stimmen | Differenz In Prozent |
|---------------------------------|--------------------|--------------------|--------------------|--------------------|----------------------|-------------------------|
| ÖkoLinX | 0 | 0,00% | -/- | -/- | 0 | 0,00% |
| Die Humanisten | 1 | 0,26% | -/- | -/- | +1 | +0,26% |
| PARTEI FÜR DIE TIERE | 0 | 0,00% | -/- | -/- | 0 | 0,00% |
| Gesundheitsforschung | 0 | 0,00% | -/- | -/- | 0 | 0,00% |
| Volt | 2 | 0,51% | -/- | -/- | +2 | +0,51% |
| AUF | -/- | -/- | 0 | 0,00% | 0 | 0,00% |
| BüSo | -/- | -/- | 0 | 0,00% | 0 | 0,00% |
| CM | -/- | -/- | 0 | 0,00% | 0 | 0,00% |
| REP | -/- | -/- | 2 | 0,58% | -2 | -0,58% |
| PBC | -/- | -/- | 0 | 0,00% | 0 | 0,00% |
| PRO NRW | -/- | -/- | 1 | 0,29% | -1 | -0,29% |

41.9 Briefwahlbezirk 41

| | EW 2019 | EW 2014 | Differenz |
|-----------------------|---------|---------|-----------|
| Wähler mit Wahrschein | 1.270 | 958 | +312 |
| Ungültige Stimmen | 3 | 13 | -10 |
| Gültige Stimmen | 1.267 | 945 | +322 |

| | | | | | | | | |
|-------------------|------------|------------|--------------|------------|--------------|------------|---------------|-----------------|
| In Prozent | 34,81% | 16,89% | 23,13% | 5,29% | 1,74% | 9,55% | 2,21% | 6,39% |
| Stimmen | 441 | 214 | 293 | 67 | 22 | 121 | 28 | 81 |
| Partei | CDU | SPD | GRÜNE | AfD | LINKE | FDP | PARTEI | Sonstige |

| | | | | | | | | |
|---------------------------|------------|------------|--------------|------------|--------------|------------|---------------|-----------------|
| Gewinn In Prozent | | | +11,91% | +0,74% | | +2,99% | +1,58% | +1,42% |
| Verlust In Prozent | -7,84% | -9,88% | | | -0,91% | | | |
| Partei | CDU | SPD | GRÜNE | AfD | LINKE | FDP | PARTEI | Sonstige |

| Partei | EW 2019 Stimmen | EW 2019 Prozent | EW 2014 Stimmen | EW 2014 Prozent | Differenz Stimmen | Differenz In Prozent |
|---------------------|--------------------|--------------------|--------------------|--------------------|----------------------|-------------------------|
| CDU | 441 | 34,81% | 403 | 42,65% | +38 | -7,84% |
| SPD | 214 | 16,89% | 253 | 26,77% | -39 | -9,88% |
| GRÜNE | 293 | 23,13% | 106 | 11,22% | +187 | +11,91% |
| AfD | 67 | 5,29% | 43 | 4,55% | +24 | +0,74% |
| DIE LINKE | 22 | 1,74% | 25 | 2,65% | -3 | -0,91% |
| FDP | 121 | 9,55% | 62 | 6,56% | +59 | +2,99% |
| PIRATEN | 10 | 0,79% | 9 | 0,95% | +1 | -0,16% |
| Tierschutzpartei | 15 | 1,18% | 19 | 2,01% | -4 | -0,83% |
| NPD | 0 | 0,00% | 3 | 0,32% | -3 | -0,32% |
| Die PARTEI | 28 | 2,21% | 6 | 0,63% | +22 | +1,58% |
| FAMILIE | 8 | 0,63% | 3 | 0,32% | +5 | +0,31% |
| FREIE WÄHLER | 6 | 0,47% | 6 | 0,63% | 0 | -0,16% |
| Volksabstimmung | 4 | 0,32% | 1 | 0,11% | +3 | +0,21% |
| ÖDP | 5 | 0,39% | 0 | 0,00% | +5 | +0,39% |
| DKP | 0 | 0,00% | 1 | 0,11% | -1 | -0,11% |
| MLPD | 0 | 0,00% | 1 | 0,11% | -1 | -0,11% |
| BP | 2 | 0,16% | 0 | 0,00% | +2 | +0,16% |
| SGP | 0 | 0,00% | 0 | 0,00% | 0 | 0,00% |
| TIERSCHUTZ hier! | 1 | 0,08% | -/- | -/- | +1 | +0,08% |
| Tierschutzallianz | 5 | 0,39% | -/- | -/- | +5 | +0,39% |
| Bündnis C | 0 | 0,00% | -/- | -/- | 0 | 0,00% |
| BIG | 2 | 0,16% | -/- | -/- | +2 | +0,16% |
| BGE | 1 | 0,08% | -/- | -/- | +1 | +0,08% |
| DIE DIREKTE! | 2 | 0,16% | -/- | -/- | +2 | +0,16% |
| DiEM25 | 2 | 0,16% | -/- | -/- | +2 | +0,16% |
| III. Weg | 0 | 0,00% | -/- | -/- | 0 | 0,00% |
| Die Grauen | 1 | 0,08% | -/- | -/- | +1 | +0,08% |
| DIE RECHTE | 0 | 0,00% | -/- | -/- | 0 | 0,00% |
| DIE VIOLETTEN | 0 | 0,00% | -/- | -/- | 0 | 0,00% |
| LIEBE | 1 | 0,08% | -/- | -/- | +1 | +0,08% |
| DIE FRAUEN | 1 | 0,08% | -/- | -/- | +1 | +0,08% |
| Graue Panther | 2 | 0,16% | -/- | -/- | +2 | +0,16% |
| LKR | 2 | 0,16% | -/- | -/- | +2 | +0,16% |
| MENSCHLICHE WELT | 2 | 0,16% | -/- | -/- | +2 | +0,16% |
| NL | 0 | 0,00% | -/- | -/- | 0 | 0,00% |

| Partei | EW 2019 Stimmen | EW 2019 Prozent | EW 2014 Stimmen | EW 2014 Prozent | Differenz Stimmen | Differenz In Prozent |
|---------------------------------|--------------------|--------------------|--------------------|--------------------|----------------------|-------------------------|
| ÖkoLinX | 0 | 0,00% | -/- | -/- | 0 | 0,00% |
| Die Humanisten | 1 | 0,08% | -/- | -/- | +1 | +0,08% |
| PARTEI FÜR DIE TIERE | 1 | 0,08% | -/- | -/- | +1 | +0,08% |
| Gesundheitsforschung | 3 | 0,24% | -/- | -/- | +3 | +0,24% |
| Volt | 4 | 0,32% | -/- | -/- | +4 | +0,32% |
| AUF | -/- | -/- | 1 | 0,11% | -1 | -0,11% |
| BüSo | -/- | -/- | 0 | 0,00% | 0 | 0,00% |
| CM | -/- | -/- | 0 | 0,00% | 0 | 0,00% |
| REP | -/- | -/- | 1 | 0,11% | -1 | -0,11% |
| PBC | -/- | -/- | 0 | 0,00% | 0 | 0,00% |
| PRO NRW | -/- | -/- | 2 | 0,21% | -2 | -0,21% |